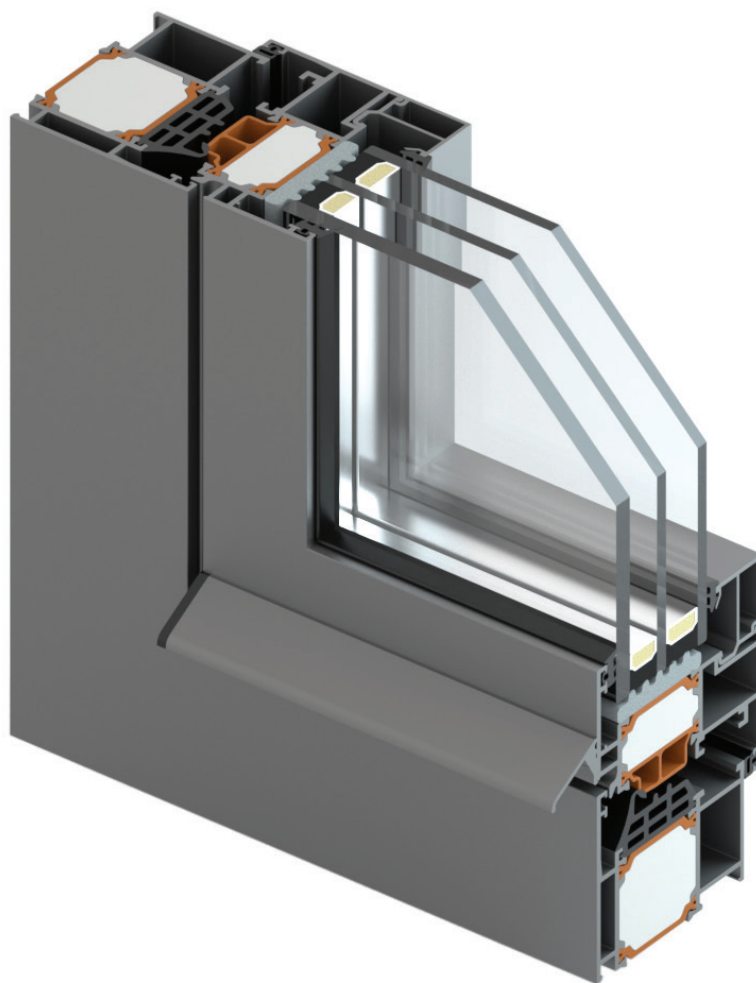


FEAL



TERM0 65 plus

PROZORI I VRATA
WINDOWS AND DOORS

Knjiga A / *Book A*

SADRŽAJ
CONTENT

01	ZNAČAJKE SISTEMA	209.01.000
01	SYSTEM CHARACTERISTICS	209.01.000
02	ISPITIVANJA I CERTIFIKATI	209.02.000
02	TESTING AND CERTIFICATES	209.02.000
03	PROFILI	209.03.000
03	PROFILES	209.03.000
04	PRIKAZ STAKLJENJA	209.04.000
04	GLAZING	209.04.000
05	PRESJECI	209.05.000
05	CROSS SECTIONS	209.05.000

Značajke sistema

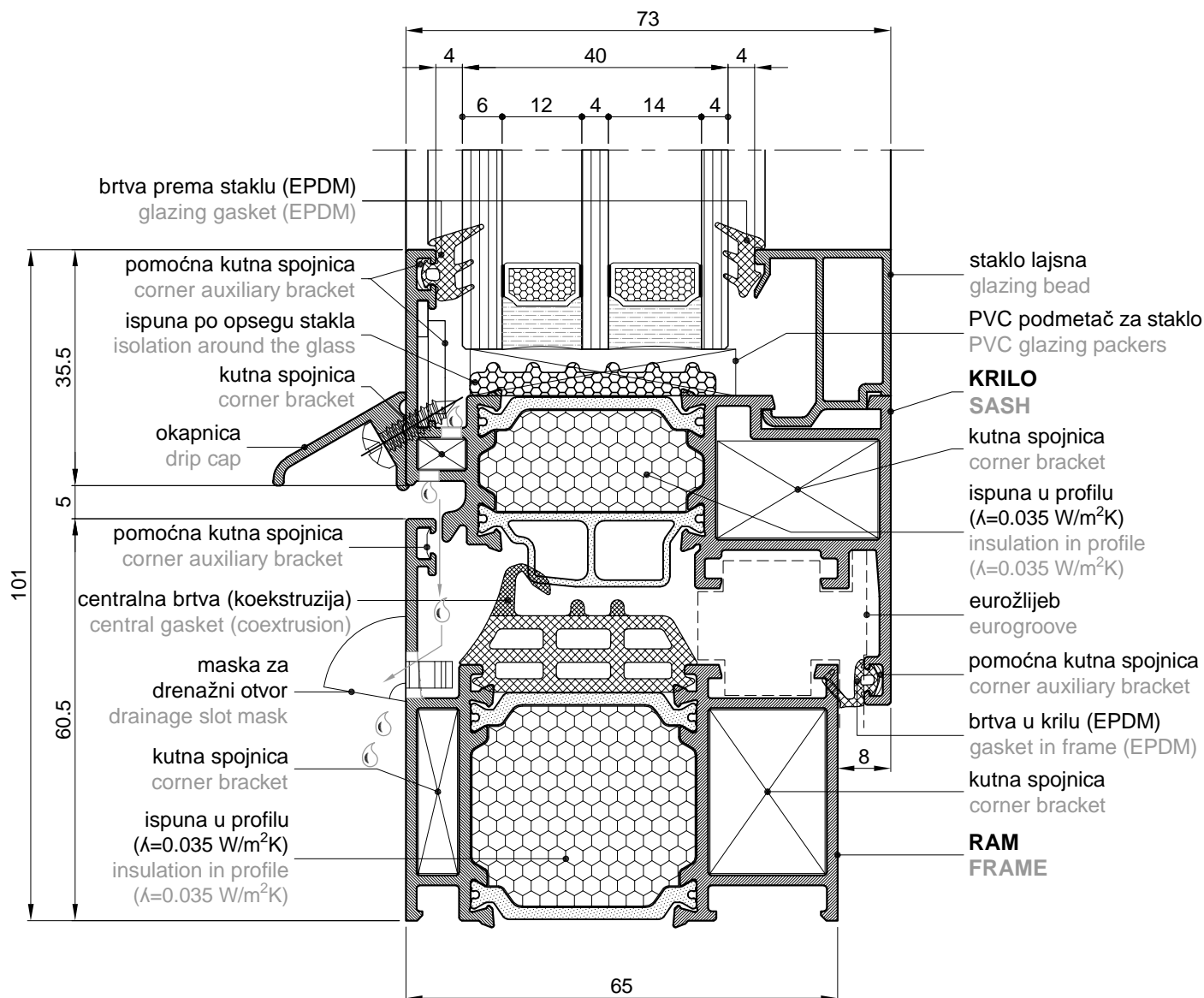
System characteristics

Profili iz sistema **Termo 65 plus** su dodatno ispunjeni termoizolacijskim materijalom

- ispunjena je od materijala s niskim koeficijentom toplinske provodljivosti λ / veći otpor prolaza topline/

Profiles from system **Termo 65 plus** are additionally filled with thermo insulating material

- thermo insulating material has low thermal conductivity coefficient λ / higher heat transfer resistance/



OPIS SISTEMA TERMO 65 plus
SYSTEM DESCRIPTION TERMO 65 plus

Sistem **TERMO 65 plus** se koristi za izradu prozora (otvaranje unutra i vani), vrata (otvaranje unutra i vani) i fiksnih stijena.

To je sistem profila sa prekinutim termičkim mostom, osnovne ugradbene dubine rama 65 mm.

Pored osnovne izvedbe krila sa ravnim linijama, moguće su i izvedbe krila sa zaobljenim vanjskim linijama.

Prekid termičkog mosta se postiže poliamidnim trakama širine 34 mm (low lambda).

Radi dodatnog poboljšanja termičkih karakteristika profila, u komore profila se ugrađuju profilirani štapići od XPS -a (ekstrudirani polistiren - $\lambda=0.035 \text{ W/m}^2\text{K}$) i takvi profili dobivaju u nazivu slovo F.

Brtvljenje je izvedeno EPDM brtvama.

Mogući tipovi otvaranja su: otklopno, zaokretno, zaokretno otvaranje vani, otklopno-zaokretno, okretno oko srednje osi, vrata sa otvaranjem prema unutra i vani.

Sistem je kompatibilan sa FEAL fasadnim sistemima.

Mogućnost odabira profila sa žlijebom 16/9.

Okov koji se ugrađuje u sistem je standardni za eurožlijeb 15/20 i za žlijeb 16/9.

System **TERMO 65 plus** is used for production of windows (inwards and outwards opening), doors (inwards and outwards opening) and fixed glass walls.

It is a system with thermal break profiles, basic mounting frame depth of 65 mm.

In addition to the basic version of the sash with straight lines, there is a version where sash has rounded outside lines.

The thermal break is achieved with polyamide strips of 34 mm (low lambda)

To achieve additional improvement of thermal characteristics of the profiles, XPS (extruded polystyrene - $\lambda=0.035 \text{ W/m}^2\text{K}$) profiles are inserted in the chamber of aluminium profiles and these profiles have the suffix F in the name.

The sealing is performed with EPDM gaskets.

Possible types of opening: tilt, turn, turn outwards opening, tilt and turn, turn around middle axes, door with outwards and inwards opening.

System is compatible with FEAL curtain wall systems.

Available selection of profiles with groove 16/9.

The hardware which is installed in the this system is standard for euro groove 15/20 and for groove 16/9.

Karakteristike sistema:

-dubina okvira.....	65 mm
-dubina krila.....	73 mm
-dubina ispune.....	do 59 mm
-poliamidne trake.....	34 mm
-max.težina krila.....	130 kg
-zrakopropusnost.....	EN 12207
-vodonepropusnost.....	EN 12208
-otpornost na udar vjetra.....	EN 12210
-zaštita od buke.....	EN ISO 717-1
-protuprovalnost.....	EN 1627
-proračun U_w koeficijenta.....	DIN EN ISO 10077-2 ($\geq 1,0 \text{ W/m}^2\text{K}$)
-osnovni materijal.....	EN AW-6060
-materijal poliamidne trake.....	LOW LAMBDA PA 66 GF25
-materijal brtvljenja.....	EPDM
-površinska obrada.....	DIN 17611
-kontrola kvalitete.....	DIN EN ISO 9001

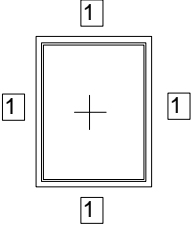
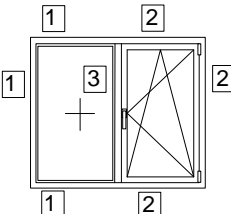
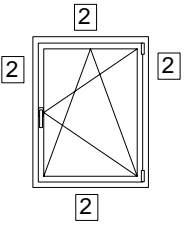
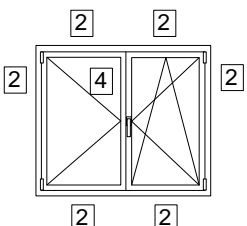
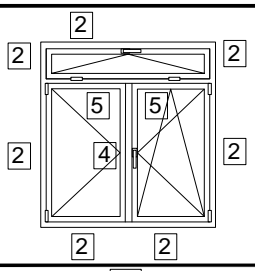
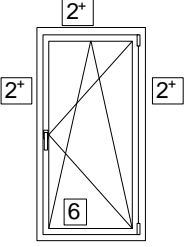
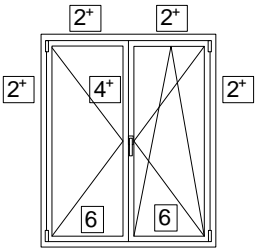
System characteristics:

-frame depth.....	65 mm
-sash depth.....	73 mm
-infill depth.....	up to 59 mm
-polyamide strips.....	34 mm
-max. sash weight.....	130 kg
-air permeability.....	EN 12207
-watertightness.....	EN 12208
-wind resistance.....	EN 12210
-airborne sound insulation....	EN ISO 717-1
-burglary resistance.....	EN 1627
-calculation of the U_w coefficient.....	DIN EN ISO 10077-2 ($\geq 1,0 \text{ W/m}^2\text{K}$)
-profile material.....	EN AW-6060
-polyamide strips material.....	LOW LAMBDA PA 66 GF25
-gasket material.....	EPDM
-surface treatment.....	DIN 17611
-quality control.....	DIN EN ISO 9001

Ispitivanja i certifikati

Testing and certificates

ISPITIVANJA I CERTIFIKATI TESTING AND CERTIFICATES						
Vrsta ispitivanja Type of test	Fiksni prozor Fixed window	Jednokrilni prozor Single casement window	Dvokrilni prozor Double casement window	Jednokrilna balkonska vrata Single balcony door	Jednokrilna ulazna vrata Single entrance door	Fiksna stijena s prečkom Fixed al. wall with crossbar
Zrakopropusnost Air permeability EN12207	4	4	4	4	4	4
Vodonepropusnost Watertightness EN 12208	E1500	E1500	E900	E750	6A	E1500
Vjetronepropusnost Resistance to wind EN 12210	C5/B5	C5/B5	C5/B5	C4/B4	C4/B4	C5/B5
Buka Rw Airborne sound reduction EN ISO 717-1						
Protuprovalnost Protection against burglary EN 1627		RC2		RC2		
Otpornost na istezanje, torziju... Resistance at strain, torsion...						
Pendl test Impact resistance test EN 13049						
Protupožarnost Fire resistance test DIN EN 1363-1						
Protudimnost Smoke control test EN 1634-3 EN 16034						
* Feal interno ispitivanje * Feal internal testing						

		Uf1 W/m2K	Uf2 W/m2K	Uf3 W/m2K	Uf4 W/m2K	Uf5 W/m2K	Uf6 W/m2K	Uf7 W/m2K	Ug W/m2K	Uw W/m2K
	Termo 65 plus -fiksno- -fixed filed- (1230x1480)	1,2							0,7 ($\Psi = 0.045$)	0,91
									1,1 ($\Psi = 0.050$)	1,3
	Termo 65 plus -otkl.-zao.s fiks. dijelom- -tilt & turn with fixed field- (1600x1480)	1,2	1,5	1,4					0,7 ($\Psi = 0.045$)	1,0
									1,1 ($\Psi = 0.050$)	1,3
	Termo 65 plus -otklopno -zaokretno- - tilt & turn window- (1230x1480)		1,5						0,7 ($\Psi = 0.045$)	1,0
									1,1 ($\Psi = 0.050$)	1,3
	Termo 65 plus -dvokrilno otklopno -zaokretno- -double sash tilt & turn window- (1600x1480)		1,5		1,6				0,7 ($\Psi = 0.045$)	1,1
									1,1 ($\Psi = 0.050$)	1,4
	Termo 65 plus -dvokrilno- otkl. -zaok. s nadsvijetlom- -double sash tilt & turn with overhead op. (1600x1980)		1,5		1,6	1,5			0,7 ($\Psi = 0.045$)	1,1
									1,1 ($\Psi = 0.050$)	1,4
	Termo 65 plus -balkonska vrata- -balcony door- (1100x2200)		1,4				1,6		0,7 ($\Psi = 0.045$)	1,1
									1,1 ($\Psi = 0.050$)	1,4
	Termo 65 plus -dvokrilna balkonska vrata- -double balcony door- (1600x2200)		1,4		1,4		1,6		0,7 ($\Psi = 0.045$)	1,1
									1,1 ($\Psi = 0.050$)	1,4

* Uf izračuni su sa XPS ispunom u profilima

* Uf calculations are with XPS isolation in the profiles

+ Presjeci sa profilom krila FT-1421

+ Cross sections with sash profile FT-1421

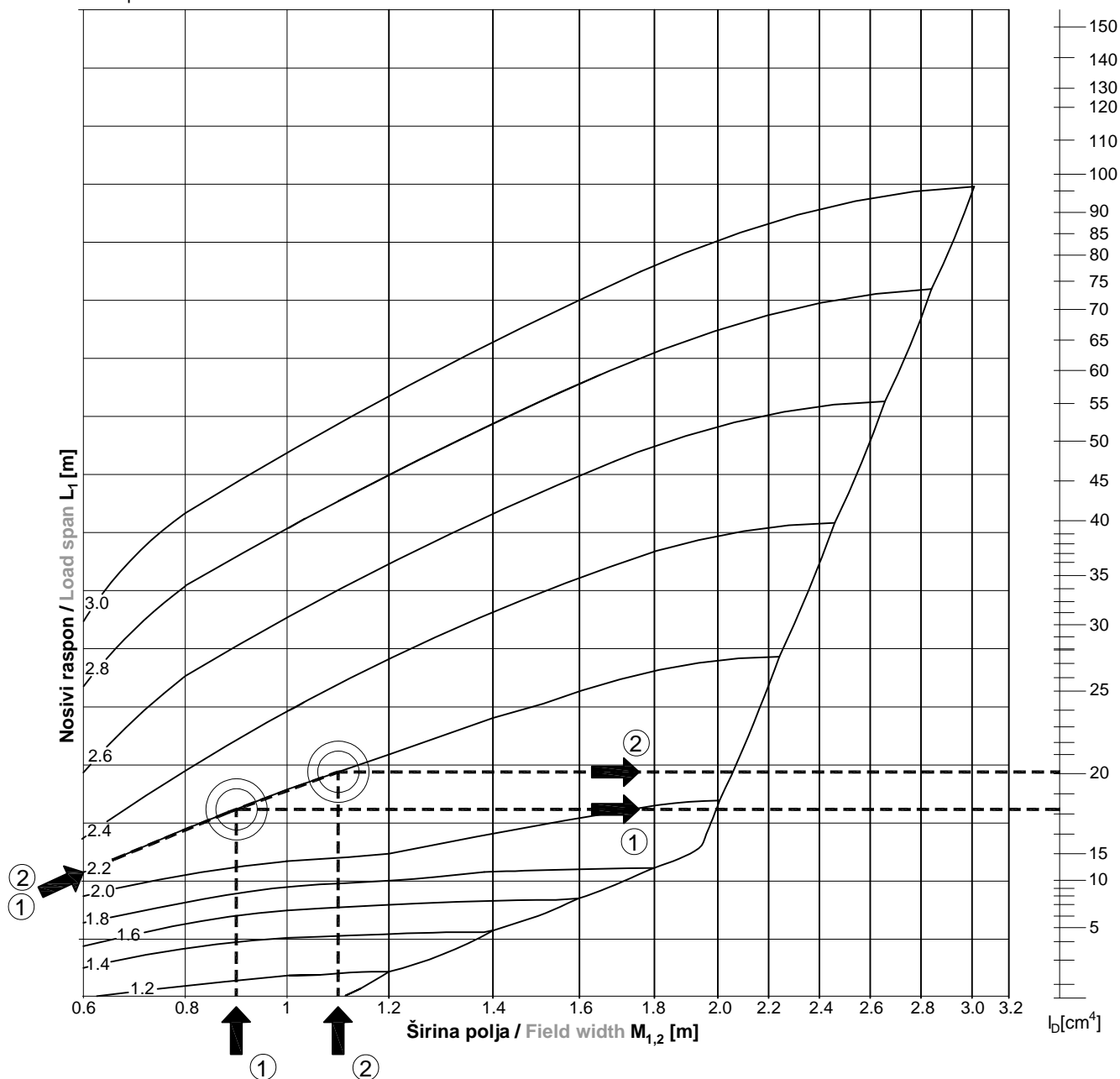
° Cross sections with sash profile FT-1422

Statički dijagram -opterećenje vjetrom **Structural diagram of wind load**
Trokutasto i trapezoidno opterećenje **Triangular and trapezoidal load**

Osnovni uvjeti

Basic assumptions:

Jed. opterećenje 1.0 kN/m^2 Unit load 1.0 kN/m^2
 $f_{dop.} / \text{adm.} = L / 200$



Statički dijagram -opterećenje vjetrom Structural diagram of wind load

Trokutasto i trapezoidno opterećenje Triangular and trapezoidal load

Primjer primjene dijagrama opterećenja Example of load diagram application

1. Ulazni podaci / Input data:

Nosivi raspon / Load span:

$$L = 2.20 \text{ m}$$

Širina polja / Field width:

$$M_1 = 0.9 \text{ m}$$

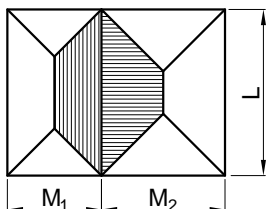
$$M_2 = 1.1 \text{ m}$$

Tlak vjetra*

$$\text{Wind pressure}^* = 0.9 \text{ kN/m}^2$$

Podtlak vjetra*

$$\text{Wind suction}^* = -0.7 \text{ kN/m}^2$$



2. Određivanje potrebnog momenta I_x pod jediničnim opt. 1.0 kN/m^2 Determination of required moment I_x under unit load 1.0 kN/m^2

Vrijednosti momenata inercije iz dijagrama

Values of moment of inertia from diagram :

$$I_{D1} = 18 \text{ cm}^4 \text{ (① dijagram / diagram)}$$

$$I_{D2} = 20 \text{ cm}^4 \text{ (② dijagram / diagram)}$$

Zbroj s obje strane

$$\text{Sum of both sides: } I_D = 38 \text{ cm}^4$$

3. Određivanje potrebnog momenta I_x pod opterećenjem na građevini Determination of required moment I_x under load on the building

Pretpostavljeni tlak vjetra* / Wind pressure assumed*

$$w_p = 0.9 \text{ kN/m}^2$$

$$\text{potrebni / required } I_x = w_p \cdot I_D = 0.9 \cdot 38 \text{ cm}^4 = \underline{34 \text{ cm}^4}$$

Pretpostavljeni podtlak vjetra* / Wind suction assumed*

$$w_s = -0.7 \text{ kN/m}^2$$

$$\text{potrebni / required } I_x = w_s \cdot I_D = (-0.7) \cdot 38 \text{ cm}^4 = \underline{-26.6 \text{ cm}^4}$$

4. Odabire se veća apsolutna vrijednost: 34 cm^4 Greater absolute value is selected: 34 cm^4

5. Odabirati profil iz tablice

Select the profile from the table

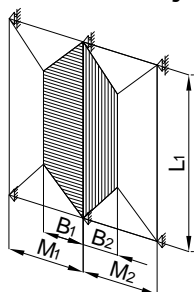
*opterećenje vjetrom mora biti izračunato prema
važećim standardima te poziciji i obliku građevine
*the wind load must be determined according to the valid
standards and to the position and shape of the building.

Statičke jednadžbe Structural formulas

Trapezoidno
opterećenje

Trapezoidal load

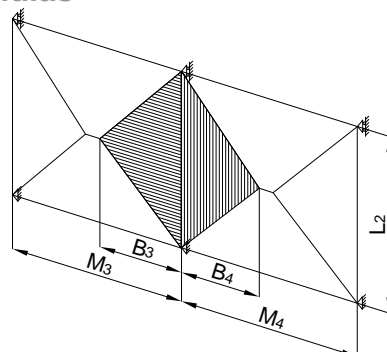
$$M_{1,2} < L_1$$



Trokutasto
opterećenje

Triangular load

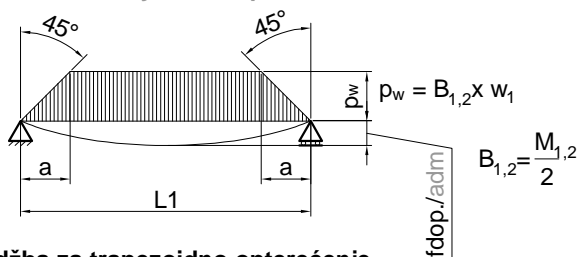
$$M_{3,4} \geq L_2$$



I_x (cm⁴) = Moment inercije / Moment of inertia
 $L_{1,2}$ (cm) = Nosivi raspon opterećenja / Load span
 $B_{1,2}$ (cm) = Širina opterećenja trapezoidnog opterećenja / Load width of trapezoidal load $B_{1,2} = M_{1,2}/2$
 $B_{3,4}$ (cm) = Širina opterećenja trokutasto opterećenja / Load width of triangular load $B_{3,4} = L_2/2$
 w_p (kN/cm²) = Tlak vjetra / Wind pressure
 w_s (kN/cm²) = Podtlak vjetra / Wind suction
 p_w (kN/cm) = Linijsko opterećenje / Line load
 E (kN/cm²) = Modul elastičnosti / Modulus of elasticity $7 \cdot 10^3$
 $fdop.$ / adm. (cm) = dopušteni progib / adm. deflection

Statički sistem trapezoidnog opterećenja

Structural system trapezoidal load

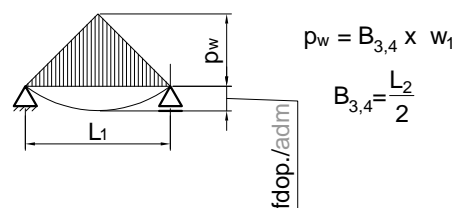


Jednadžba za trapezoidno opterećenje Calculation formula trapezoidal load

$$I_x = \frac{p_w \cdot L_1^4 \cdot T}{1920 \cdot E \cdot fdop. / adm.} \cdot (25 - 40 \frac{a^2}{L_1^2} + 16 \frac{a^4}{L_1^4})$$

Statički sistem trokutastog opterećenja

Statcal system triangular load



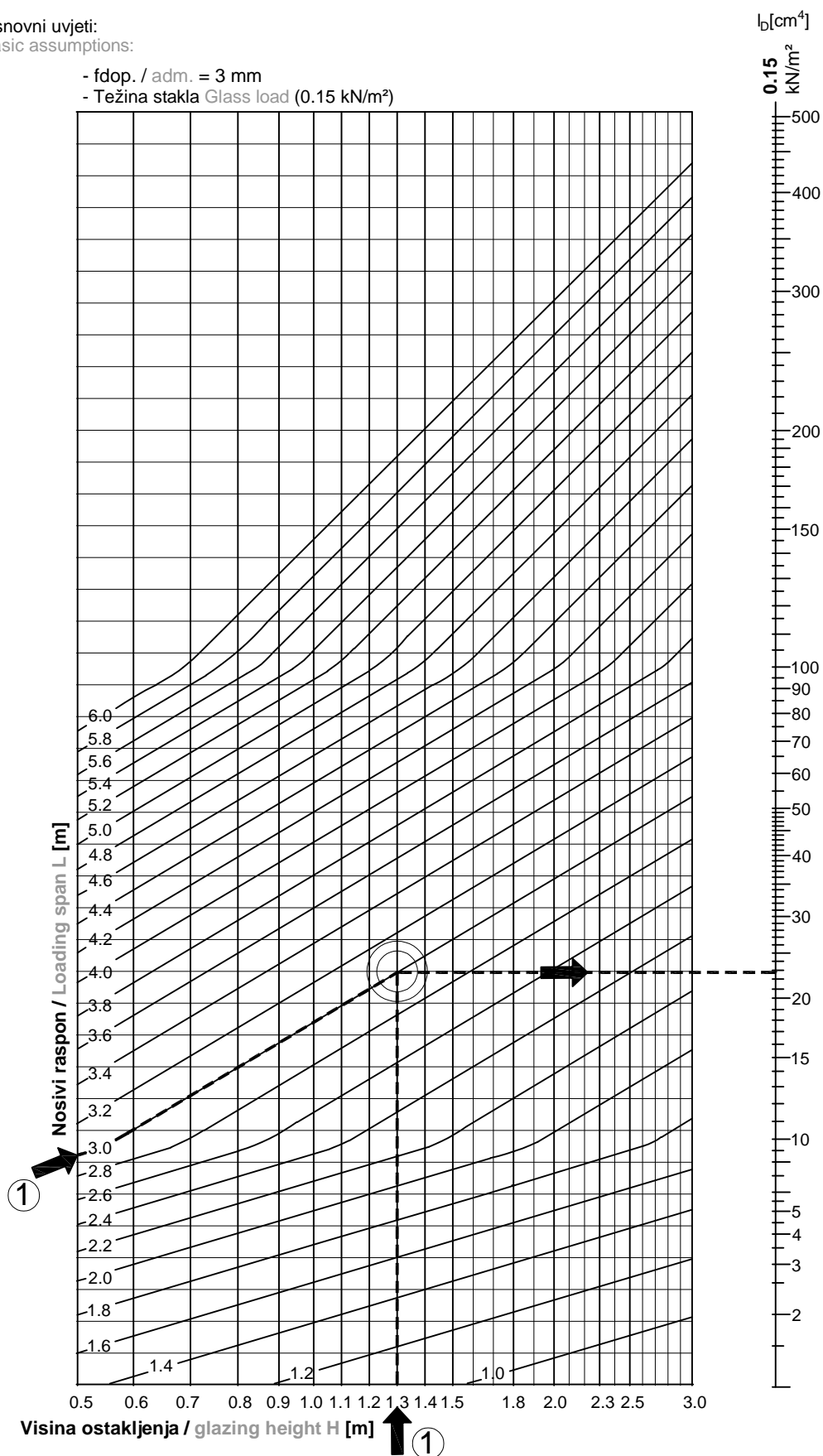
Jednadžba za trokutasto opterećenje Calculation formula triangular load

$$I_x = \frac{p_w \cdot L_2^4}{120 \cdot E \cdot fdop. / adm.}$$

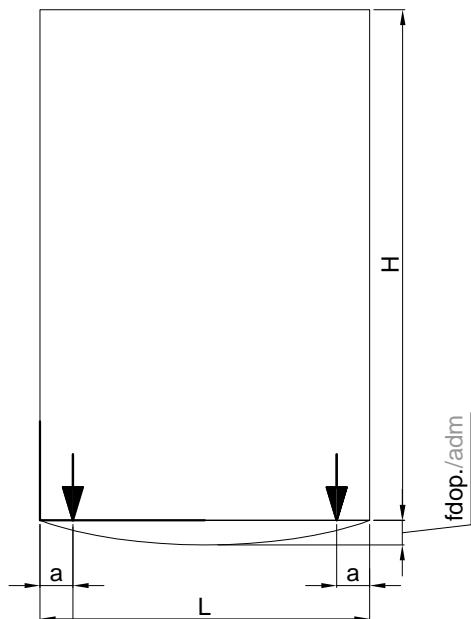
Statički dijagram težina stakla Structural diagram glass load

Osnovni uvjeti:
Basic assumptions:

- fdop. / adm. = 3 mm
- Težina stakla Glass load (0.15 kN/m²)



Statički dijagram težina stakla Structural diagram glass load



1. Ulazni podaci / Input data:

Širina raspona / Load span:

L = 3.00 m

Visina ostakljenja / Glazing height:

H = 1.30 m

Debljina ostakljenja / Glazing thickness:

D = 20 mm*

* uzima se u obzir samo debljina staklenih ploha
* only glass pane thickness is calculated

2. Određivanje potrebnog momenta I_y pod jediničnim opt. 0.15 kN/m²
Determination of required moment I_y under unit load 0.15 kN/m²za / for q_s 0.15 kN/m² $I_{y0.15} = 23 \text{ cm}^4$ (① dijagram / diagram)3. Određivanje potrebnog momenta I_x pod opterećenjem na objektu
Determination of required moment I_x under load on the building

Debljina stakla Glass thickness D=20 mm ==> K=3.33

Potrebni / required $I_y = K_{20} \cdot I_{y0.15} = (3.33) \cdot 23 \text{ cm}^4 = 77 \text{ cm}^4$ 

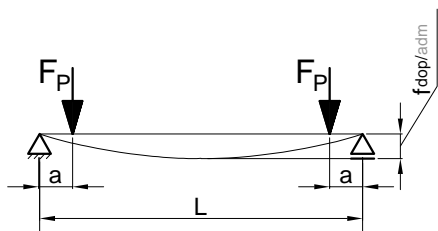
Vlastita težina profila nije uzeta u opterećenje !
The dead weight of the profile is not considered !

4. Odabrati profil iz tablice
Select the profile from the table

Statičke jednadžbe

Structural formulas

Nosač na dva oslonca / Beam on 2 supports



a = 150 mm fiksno / fixed

$$F = \frac{H \cdot L}{2} \cdot q_s$$

$$I_y = \frac{F \cdot a}{24 \cdot E \cdot fdop./adm.} \cdot (3 \cdot L^2 - 4 a^2)$$

I_y (cm⁴) = Moment inercije / Moment of inertia
 F_P (kN) = Pojedinačno opterećenje / Single load
 a (cm) = Udaljenost oslonca / Support distance
 H (cm) = Visina stakla / Pane height
 L (cm) = Širina raspona / Load span
 q_s (kN/cm²) = Težina stakla / Glass weight
 $fdop./adm.$ (cm) = dop.progib / adm. deflection

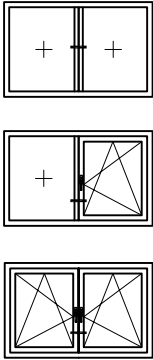
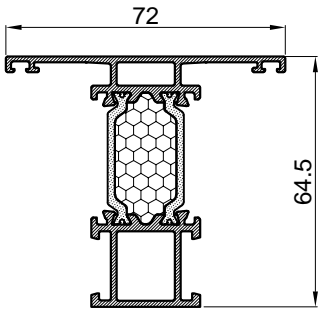
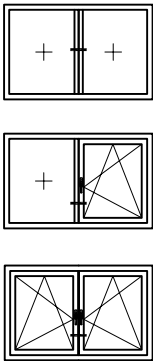
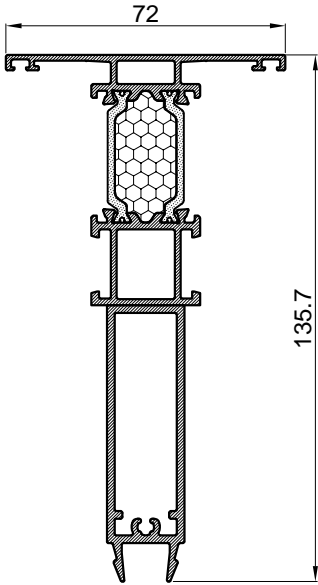
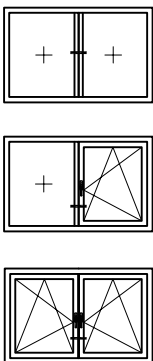
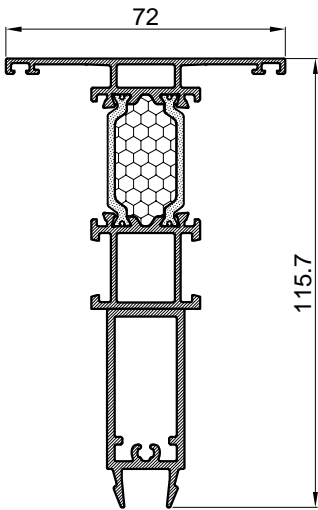
Tablica 1. Težina stakla
Table 1. Glass weight

Koeficijent K Coefficient K	1	1.33	1.66	2	2.33	2.66	3	3.33	3.66	4	4.33	4.66	5	5.33	5.66	6	6.33	6.66	7	7.33	7.66	8
kN/m ²	0.15	0.20	0.25	0.30	0.35	0.40	0.45	0.50	0.55	0.60	0.65	0.70	0.80	0.85	0.90	0.95	1.00	1.05	1.10	1.15	1.20	1.25
kg/m ²	15	20	25	30	35	40	45	50	55	60	65	70	80	85	90	95	100	105	110	115	120	125
Deblj. stakla (mm) D Glass thick. (mm) D	6	8	10	12	14	16	18	20	22	24	26	28	30	32	34	36	38	40	42	44	46	48

①

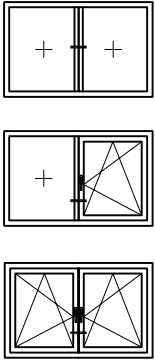
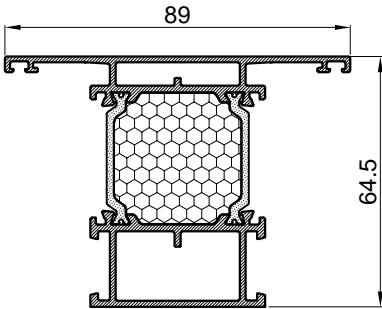
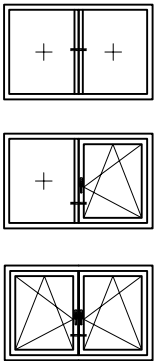
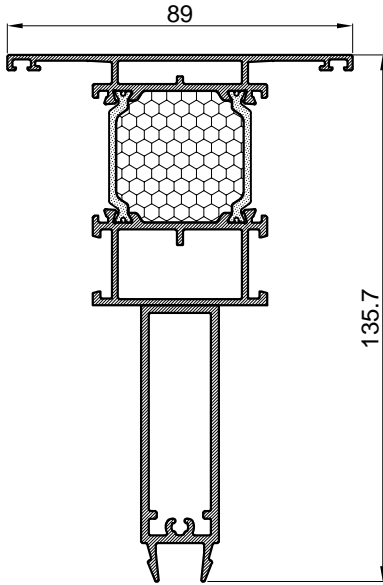
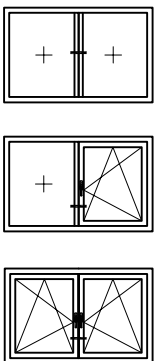
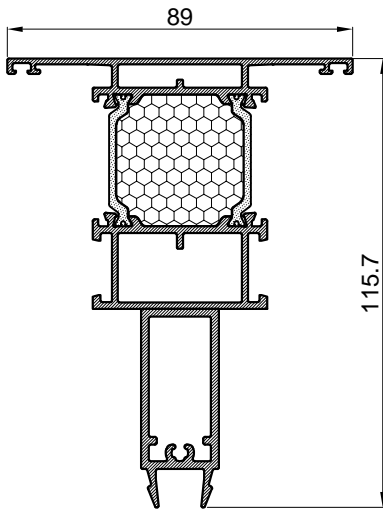
Vrijednosti momenta inercije

Moment of inertia values

Tip otvaranja Opening type	Profili Profiles	Izgled View	I_x (cm ⁴)	I_y (cm ⁴)
	FT-1440F		18.24	8.31
	FT-1440F + NP-4183		119.45	10.65
	FT-1440F + F-1634		77.47	10.00

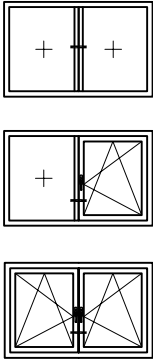
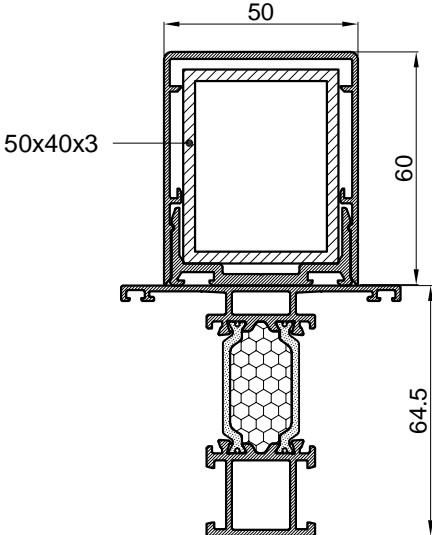
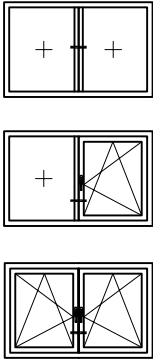
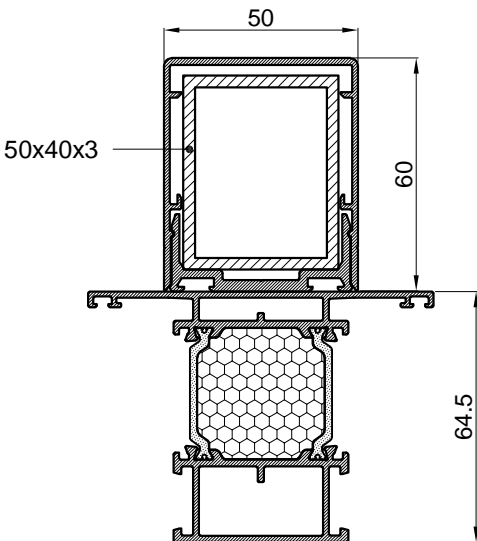
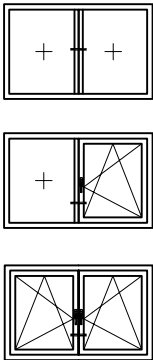
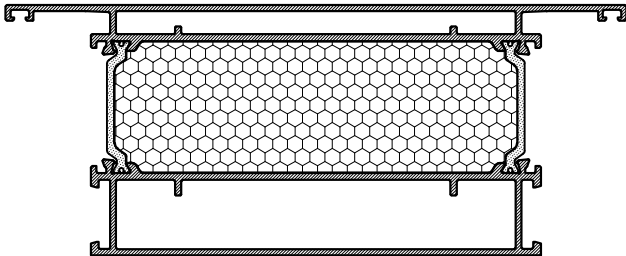
Vrijednosti momenta inercije

Moment of inertia values

Tip otvaranja Opening type	Profili Profiles	Izgled View	I _x (cm ⁴)	I _y (cm ⁴)
	FT-1441F		23.85	19.57
	FT-1441F + NP-4183		133.68	21.91
	FT-1441F + F-1634		87.37	21.26

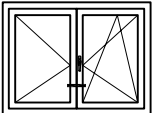
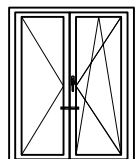
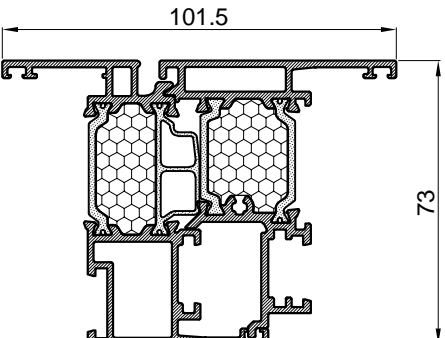
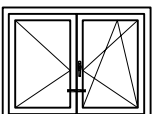
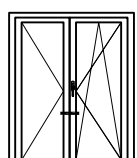
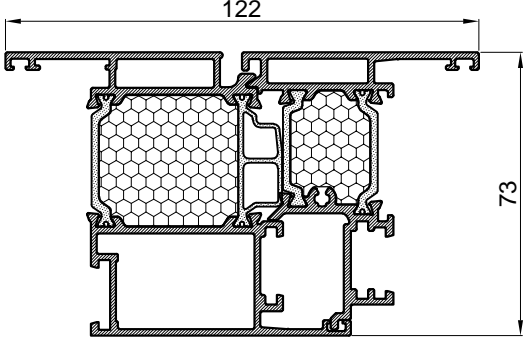
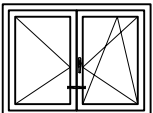
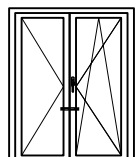
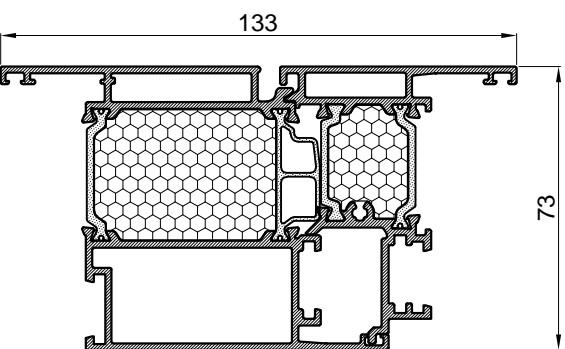
Vrijednosti momenta inercije

Moment of inertia values

Tip otvaranja Opening type	Profili Profiles	Izgled View	I_x (cm ⁴)	I_y (cm ⁴)
	FT-1440F + čel.profil 50x40x3		157.74	302.58
	FT-1441F + čel.profil 50x40x3		182.47	313.84
	FT-1442F		46.11	168.78

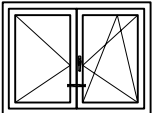
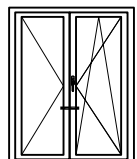
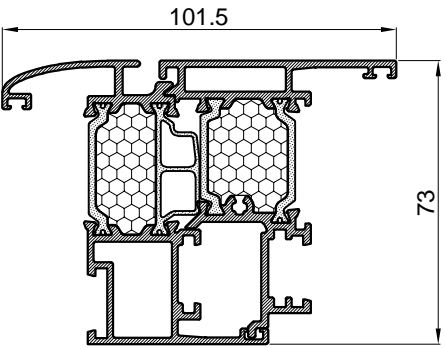
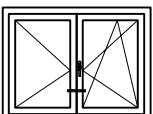
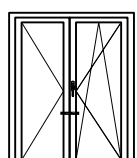
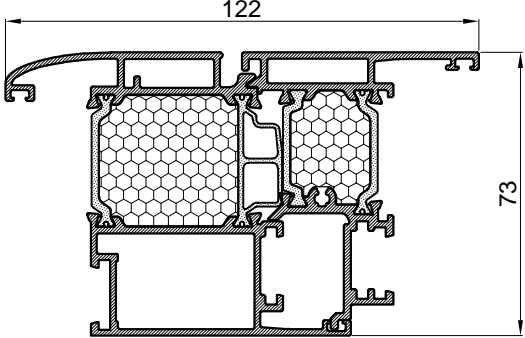
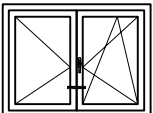
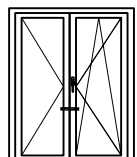
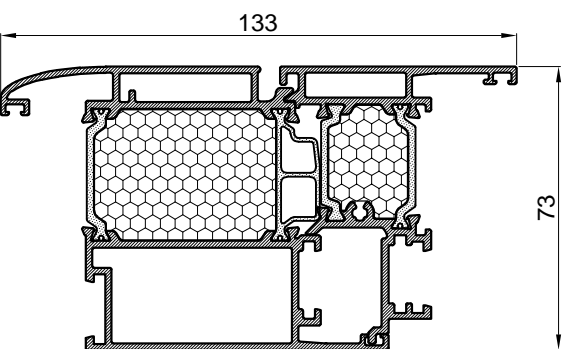
Vrijednosti momenta inercije

Moment of inertia values

Tip otvaranja Opening type	Profili Profiles	Izgled View	I _x (cm ⁴)	I _y (cm ⁴)
 	FT-1420F + FT-1450F		44.96	38.75
 	FT-1421F + FT-1450F		53.68	76.31
 	FT-1422F + FT-1450F		58.47	105.10

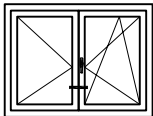
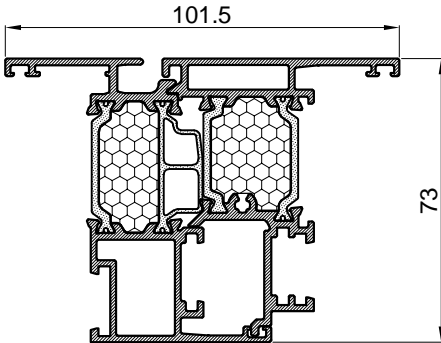
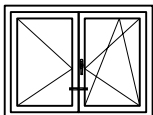
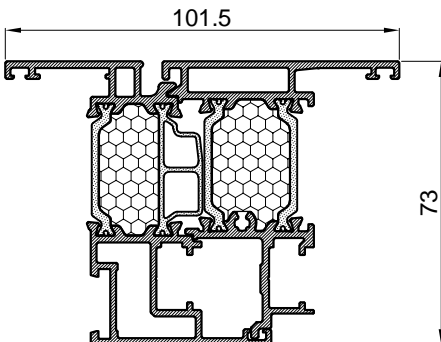
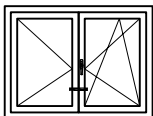
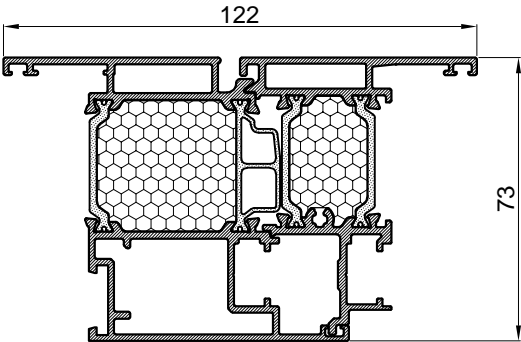
Vrijednosti momenta inercije

Moment of inertia values

Tip otvaranja Opening type	Profili Profiles	Izgled View	I _x (cm ⁴)	I _y (cm ⁴)
 	FT-1423F + FT-1450F		44.01	39.97
 	FT-1424F + FT-1450F		53.50	79.55
 	FT-1425F + FT-1450F		53.50	79.55

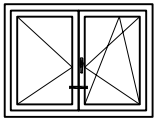
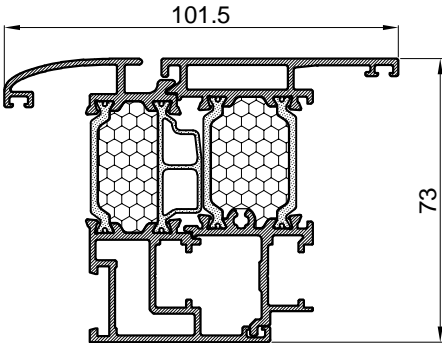
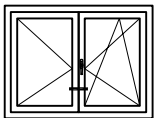
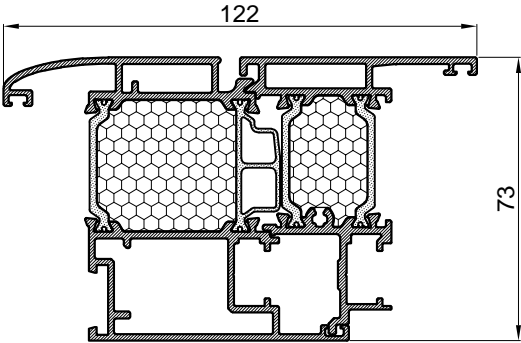
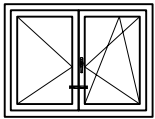
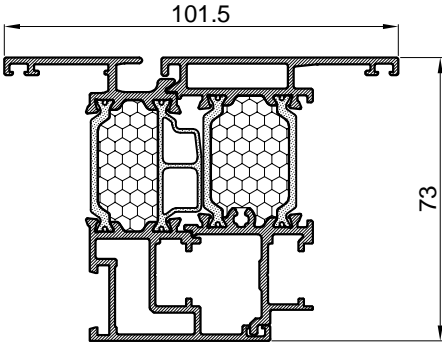
Vrijednosti momenta inercije

Moment of inertia values

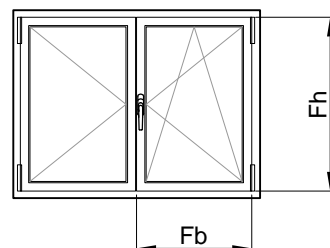
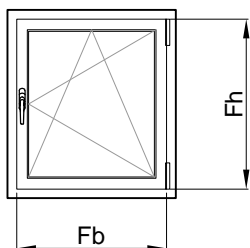
Tip otvaranja Opening type	Profil Profiles	Izgled View	I_x (cm ⁴)	I_y (cm ⁴)
	FT-1428F + FT-1450F		44.64	38.71
	FT-1430F + FT-1451F		44.84	38.55
	FT-1431F + FT-1451F		53.93	75.98

Vrijednosti momenta inercije

Moment of inertia values

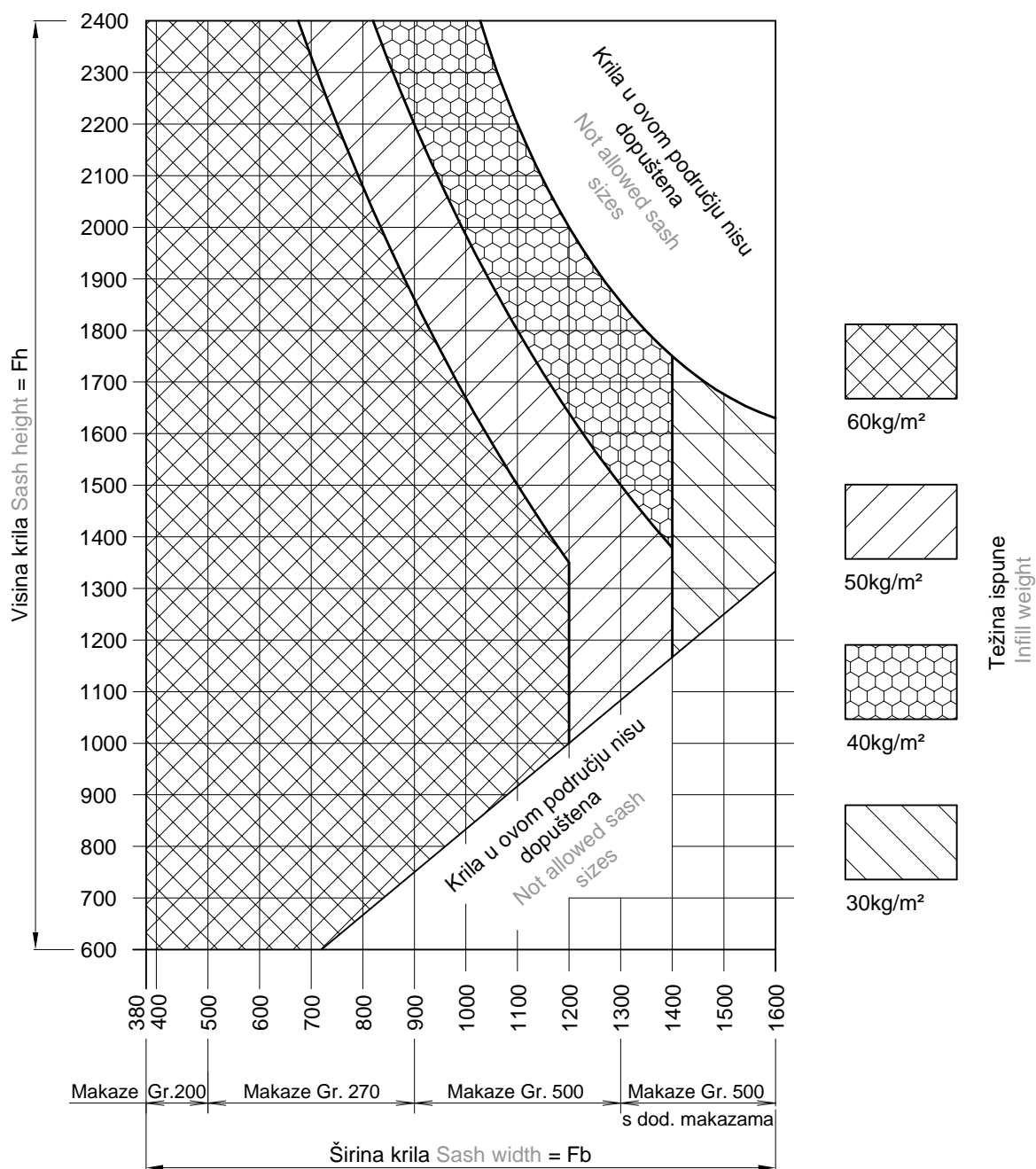
Tip otvaranja Opening type	Profil Profiles	Izgled View	I_x (cm ⁴)	I_y (cm ⁴)
	FT-1432F + FT-1451F		43.89	39.75
	FT-1433F + FT-1451F		53.76	79.11
	FT-1434F + FT-1451F		44.52	38.51

- DIJAGRAM ZA GLAVNO KRILO OTKLOPNO-ZAOKRETNOG MEHANIZAMA - "EUGEN NOTTER AL 2000"
- DIAGRAM FOR MAIN SASH OF TILT-TURN MECHANISM - "EUGEN NOTTER AL 2000"



Dijagram za izbor dopuštene veličine krila
za težinu od 100 Kg

Diagram for selection of allowed sash size
for weight of 100 Kg



209.02.017

134.025.xx - OTKLOPNO-ZAOKRETNI MEHANIZAM - STUBLINA (4035)

134.025.xx - TILT-TURN MECHANISM - STUBLINA (4035)

Maksimalna težina krila 100 kg

Maximum sash weight 100 kg

Tabela nosivosti za:

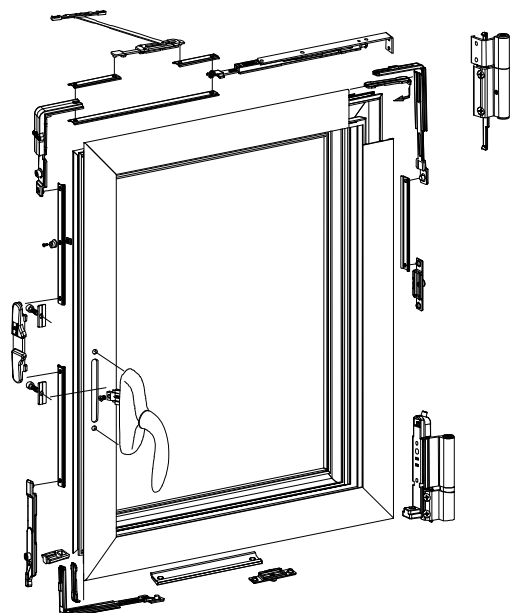
Table of loads:

4030.00, 4035.00

4031.00, 4036.00

4032.00, 4037.00

4033.00, 4038.00

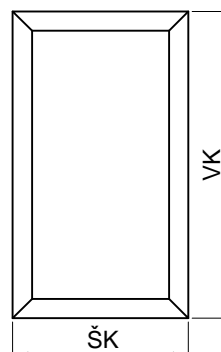


Debljina stakla (mm)

Glass thickness (mm)

2400	38	31	27	23	20	18	16	15	14	13	12	11	10
2300	38	34	28	25	21	19	17	15	14	13	12	11	10
2200	38	33	30	25	22	20	18	16	15	14	13	11	10
2100	38	35	31	23	23	21	19	17	16	14	13	12	11
2000	38	38	33	28	25	22	20	18	16	15	14	12	11
1900	38	38	34	30	26	23	20	19	17	16	15	14	13
1800	38	38	38	31	27	24	21	20	18	16	15	14	13
1700	38	38	38	33	29	26	23	21	18	17	16	16	14
1600	38	38	38	35	31	27	25	22	20	18	16	15	13
1500	38	38	38	38	33	29	26	24	21	18	17	15	13
1400	38	38	38	38	35	31	27	25	22	21	17	16	13
1300	38	38	38	38	38	34	31	25	25	21	18	15	13
1200	38	38	38	38	38	35	33	29	25	21	18	15	13
1100	38	38	38	38	38	38	33	29	25	21	18	15	12
1000	38	38	38	38	38	38	33	29	25	21	18	13	10
900	38	38	38	38	38	38	33	29	21	19	15	11	8
800	38	38	38	38	38	38	31	25	20	15	10	8	x
700	38	38	38	38	38	33	31	24	18	13	x	x	x
600	38	38	38	38	38	33	31	21	x	x	x	x	x
500	38	38	38	38	38	29	x	x	x	x	x	x	x
465	38	38	38	38	38	x	x	x	x	x	x	x	x
VK(mm) SK(mm)	425	535	600	700	800	900	1000	1100	1200	1300	1400	1500	1600

x Neizvedivo / Unfeasible



Debljina stakla
Glass thickness

mm	kg/m ²
6	15
8	20
10	25
12	30
14	35
16	40
18	45
20	50
22	55
24	60
26	65
28	70
30	80
32	85
34	90
36	95
38	100
40	105
42	110
44	115
46	120
48	125

Maksimalna težina krila 130 kg

Maximum sash weight 130 kg

Tabela nosivosti za:

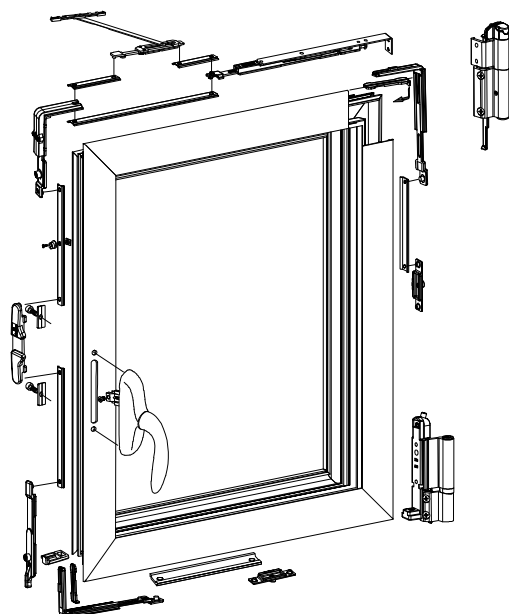
Table of loads:

4030.00U, 4035.00U

4031.00U, 4036.00U

4032.00U, 4037.00U

4033.00U, 4038.00U



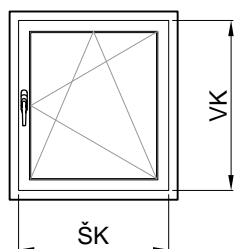
Debljina stakla (mm)

Glass thickness (mm)

2400	48	38	34	29	26	23	21	19	17	16	15	14	13
2300	48	40	36	31	27	24	21	20	18	17	15	14	13
2200	48	42	37	32	28	25	22	20	19	17	16	15	14
2100	48	44	39	34	29	26	24	21	20	18	17	16	15
2000	48	46	41	35	31	27	25	22	21	19	18	16	15
1900	48	48	43	37	33	29	26	24	22	20	19	17	16
1800	48	48	46	39	34	30	27	25	23	21	20	18	17
1700	48	48	48	42	36	32	29	26	24	22	21	19	18
1600	48	48	48	44	39	34	31	28	26	24	22	21	18
1500	48	48	48	47	41	37	33	30	27	25	24	21	18
1400	48	48	48	48	44	39	35	32	29	27	24	21	18
1300	48	48	48	48	48	42	38	35	32	27	24	21	18
1200	48	48	48	48	48	46	41	37	32	27	24	21	18
1100	48	48	48	48	48	48	45	37	32	27	24	20	16
1000	48	48	48	48	48	48	42	37	32	27	24	18	14
900	48	48	48	48	48	48	42	37	29	25	20	14	10
800	48	48	48	48	48	48	40	34	24	18	15	10	x
700	48	48	48	48	48	42	40	30	22	16	8	x	x
600	48	48	48	48	48	41	40	28	15	x	x	x	x
500	48	48	48	48	48	36	32	x	x	x	x	x	x
465	48	48	48	48	48	x	x	x	x	x	x	x	x
VK(mm) SK(mm)	425	535	600	700	800	900	1000	1100	1200	1300	1400	1500	1600

x Neizvedivo / Unfeasible

X Neizvedivo / Unfeasible

SKRIVENI OTKLOPNO-ZAKRETNI MEHANIZAM - GIESSE CHIC 3D STANDARD
HIDDEN TILT-TURN MECHANISM - GIESSE CHIC 3D STANDARD

Maksimalna
težina krila **100 kg**
Maximum
sash weight **100 kg**

		Maksimalna debljina stakla (mm) Maximum glass thickness (mm)										
600	2500	33	27	23	20	18	16	15	14	13	12	11
	2400	33	27	23	20	18	16	15	14	13	12	11
	2300	34	28	24	21	19	17	16	14	13	12	11
	2200	36	30	25	22	20	18	16	15	14	13	12
	2100	37	31	27	23	21	19	17	16	14	13	12
	2000	39	33	28	25	22	20	18	16	15	14	13
	1900	41	34	30	26	23	21	19	17	16	15	14
	1800	44	36	31	27	24	22	20	18	17	16	15
	1700	46	38	33	29	26	23	21	19	18	16	15
	1600	49	41	35	31	27	25	22	20	19	17	15
	1500	50	44	37	33	29	26	24	22	20	17	15
	1400	50	47	40	35	31	28	25	23	20	17	15
	1300	50	50	43	38	34	30	27	24	20	17	15
	1200	50	50	47	41	36	33	28	24	20	17	15
	1100	50	50	50	45	40	34	28	24	20	17	x
	1000	50	50	50	49	42	34	28	24	20	x	x
	900	50	50	50	50	42	34	28	24	x	x	x
	800	50	50	50	50	42	34	28	x	x	x	x
	700	50	50	50	50	42	34	x	x	x	x	x
VK(mm) SK(mm)		500	600	700	800	900	1000	1100	1200	1300	1400	1500
		445										
		x Neizvedivo / Unfeasible										

Maksimalna težina krila (kg) Maximum sash weight (kg)														
600	2500	100	100	100	100	100	100	100	100	100	100	100	100	100
	2400	100	100	100	100	100	100	100	100	100	100	100	100	100
	2300	100	100	100	100	100	100	100	100	100	100	100	100	100
	2200	100	100	100	100	100	100	100	100	100	100	100	100	100
	2100	100	100	100	100	100	100	100	100	100	100	100	100	100
	2000	100	100	100	100	100	100	100	100	100	100	100	100	100
	1900	100	100	100	100	100	100	100	100	100	100	100	100	100
	1800	100	100	100	100	100	100	100	100	100	100	100	100	100
	1700	100	100	100	100	100	100	100	100	100	100	100	98	
	1600	100	100	100	100	100	100	100	100	100	100	99	92	
	1500	100	100	100	100	100	100	100	100	100	100	93	87	
	1400	100	100	100	100	100	100	100	100	93	87	81		
	1300	100	100	100	100	100	100	100	94	87	80	75		
	1200	100	100	100	100	100	100	95	87	80	74	69		
	1100	100	100	100	100	100	95	87	79	73	68	x		
	1000	100	100	100	100	96	87	79	72	67	x	x		
	900	100	100	100	98	87	78	71	65	x	x	x		
	800	100	100	99	87	77	69	63	x	x	x	x		
	700	100	100	87	76	67	61	x	x	x	x	x		
Vk(mm) Sk(mm)		500	600	700	800	900	1000	1100	1200	1300	1400	1500		
445														
x Neizvedivo / Unfeasible														

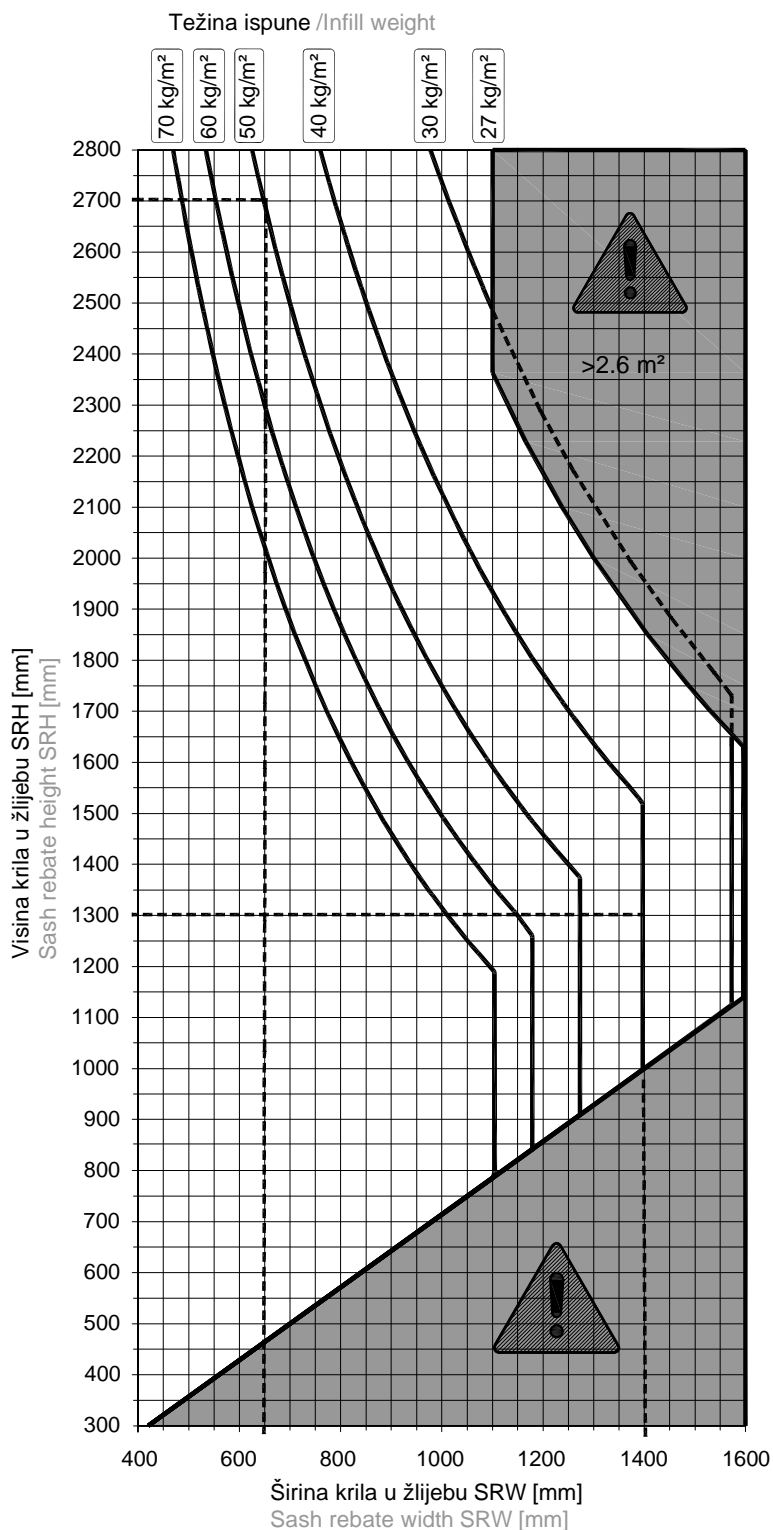
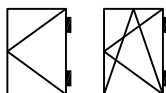
Maksimalna debljina stakla (mm)
Maximum glass thickness (mm)

600	2800	35	29	25	22	19	17	16	14	13	12	12	x
	2700	37	31	26	23	20	18	17	15	14	13	12	x
	2600	39	32	28	24	21	19	18	16	15	14	13	12
	2500	43	35	30	27	24	21	19	18	16	15	14	13
	2400	43	35	30	27	24	21	19	18	16	15	14	13
	2300	44	37	32	28	25	22	20	18	17	16	15	14
	2200	46	39	33	29	26	23	21	19	18	17	15	14
	2100	49	40	35	30	27	24	22	20	19	17	16	15
	2000	51	43	36	32	28	26	23	21	20	18	17	16
	1900	54	45	38	34	30	27	24	22	21	19	18	17
	1800	57	47	40	35	31	28	26	24	22	20	19	18
	1700	60	50	43	38	33	30	27	25	23	21	20	18
	1600	60	53	46	40	35	32	29	27	25	23	21	18
	1500	60	57	49	43	38	34	31	28	26	24	21	18
	1400	60	60	52	46	40	36	33	30	28	24	21	18
	1300	60	60	56	49	44	39	36	33	28	24	21	18
	1200	60	60	60	53	47	43	39	33	28	24	21	x
	1100	60	60	60	58	52	46	39	33	28	24	x	x
	1000	60	60	60	60	57	47	39	33	28	x	x	x
	900	60	60	60	60	58	47	39	33	x	x	x	x
	800	60	60	60	60	58	47	39	x	x	x	x	x
	700	60	60	60	60	58	47	x	x	x	x	x	x
VK(mm) SK(mm)		500	600	700	800	900	1000	1100	1200	1300	1400	1500	1600
		470											
		x Neizvedivo / Unfeasible											

Maksimalna težina krila (kg)
Maximum sash weight (kg)

600	2800	124	124	124	124	124	124	124	124	124	124	124	x
	2700	126	126	126	126	126	126	126	126	126	126	126	x
	2600	128	128	128	128	128	128	128	128	128	128	128	128
	2500	130	130	130	130	130	130	130	130	130	130	130	130
	2400	130	130	130	130	130	130	130	130	130	130	130	130
	2300	130	130	130	130	130	130	130	130	130	130	130	130
	2200	130	130	130	130	130	130	130	130	130	130	130	130
	2100	130	130	130	130	130	130	130	130	130	130	130	130
	2000	130	130	130	130	130	130	130	130	130	130	130	130
	1900	130	130	130	130	130	130	130	130	130	130	130	130
	1800	130	130	130	130	130	130	130	130	130	130	130	130
	1700	130	130	130	130	130	130	130	130	130	130	130	127
	1600	130	130	130	130	130	130	130	130	130	130	127	119
	1500	130	130	130	130	130	130	130	130	130	128	119	112
	1400	130	130	130	130	130	130	130	130	129	119	111	104
	1300	130	130	130	130	130	130	130	130	119	111	103	97
	1200	130	130	130	130	130	130	130	129	110	102	95	x
	1100	130	130	130	130	130	130	119	109	101	94	x	x
	1000	130	130	130	130	130	119	108	99	92	x	x	x
	900	130	130	130	130	119	107	98	90	x	x	x	x
	800	130	130	130	119	106	95	87	x	x	x	x	x
	700	130	130	119	104	93	84	x	x	x	x	x	x
VK(mm) SK(mm)		500	600	700	800	900	1000	1100	1200	1300	1400	1500	1600
		470											
		x Neizvedivo / Unfeasible											

Dijagram primjene UNI-JET Application diagram for UNI-JET za max. težina krila 100 kg for max. sash weight 100 kg



Test and calculation basis:

- Tilt&Turn test according to EN 13126-8:2017:
 - Class H3 (20,000 Tilt&Turn and Turn-Only cycles)
- Test format:
 - SRW 1300 x SRH 1200 : 100 kg

Preduvjeti za korištenje dijagrama primjene:

- Provjere vezane za pričvršćivanje nosivih dijelova na prozorski sustav od strane proizvođača prozora prema TBDK (TBKD smjernice) sa sljedećim silama:
 - 2710 N na ležaju
 - 2890 N na zakretnom naslonu
- Redukcija stakla $GR \geq 28$ mm
- Težina profila $PW \leq 3.25$ kg/m

Pažnja:

Najveća težina krila od 100 kg dopuštena je samo u određenim područjima dijagrama primjene. Dopušteni su samo formati krila koji se pojavljuju lijevo od odgovarajuće krivulje težine stakla.

■ nedopušteni format

Čitanje primjera:

1. Težina ispune = 50 kg/m²
Sa SRW = 650 mm, SRH max. = 2700 mm
što odgovara najvećoj težini krila od 100 kg.
2. Težina ispune = 40 kg/m²
Sa SRH = 1300 mm, SRW max = 1400 mm
što odgovara najvećoj težini krila od 84 kg.

Ovaj dijagram primjene vrijedi samo zajedno s odgovarajućim instalacijskim crtežima

- 0-46603-DD (PVC profili)
- 0-46741-DD (alumijski profili)
- 0-48640-DD (UNI-JET SeClimate)
- 0-48764-DC, 0-48765-DC (UNI-JET RC3)

Za napomene o namjeravanoj uporabi, pogledajte 0-46789.

Osnova ispitivanja i izračuna:

- Test nagiba i okretanja prema EN 13126-8: 2017:
 - Klasa H3 (20.000 ciklusa okretanja i okretanja i okretanja)
- Format testa:
 - SRW 1300 x SRH 1200: 100 kg

Prerequisites for using the application diagram:

- Verifications regarding the attachment of load-bearing components to the window system by the window fabricator according to TBKD with the following forces:
 - 2710 N at the stay-bearing
 - 2890 N at the pivot-rest
- Glass reduction $GR \geq 28$ mm
- Profile weight $PW \leq 3.25$ kg/m

Attention:

The maximum sash weight of 100 kg is only permitted in certain areas of the application diagram. Only sash formats appearing to the left of the respective glass weight graph are permissible.

■ impermissible format

Reading examples:

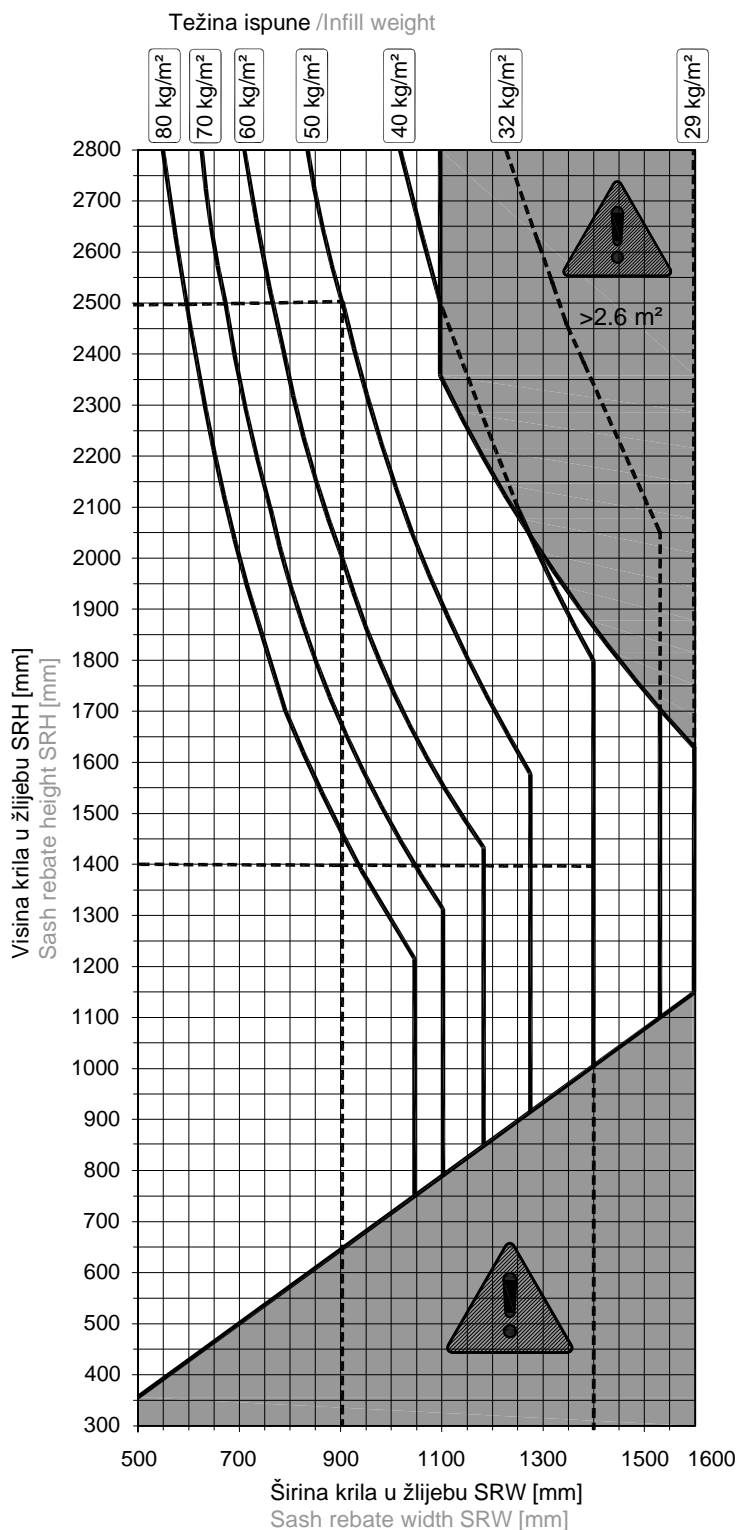
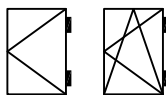
1. Infill weight = 50 kg/m²
With SRW = 650 mm, the SRH max. = 2700 mm
which corresponds to a maximum sash weight of 100 kg.
2. Infill weight = 40 kg/m²
With SRH = 1300 mm, the SRW max = 1400 mm
which corresponds to a maximum sash weight of 84 kg.

This application diagram is only valid in conjunction with the appropriate installation drawings

- 0-46603-DD (PVC profiles)
- 0-46741-DD (aluminium profiles)
- 0-48640-DD (UNI-JET SeClimate)
- 0-48764-DC, 0-48765-DC (UNI-JET RC3)

For notes on intended use, see 0-46789.

Dijagram primjene UNI-JET D Application diagram for UNI-JET D za max. težina krila 130 kg for max. sash weight 130 kg



Test and calculation basis:

- Tilt&Turn test according to EN 13126-8:2017:
 - Class H3 (20,000 Tilt&Turn and Turn-Only cycles)
- Test format:
 - SRW 900 x SRH 2300 : 130 kg
 - SRW 1300 x SRH 1200 : 100 kg

Preduvjeti za korištenje dijagrama primjene:

- Provjere vezane za pričvršćivanje nosivih dijelova na prozorski sustav od strane proizvođača prozora prema TDK (TBDK smjernice) sa sljedećim silama
 - 2710 N na ležaju
 - 3760 N na zakretnom naslonu
- Redukcija stakla $GR \geq 28$ mm
- Težina profila $PW \leq 3.25$ kg/m

Pažnja:

Najveća težina krila od 130 kg dopuštena je samo u određenim područjima dijagrama primjene. Dopušteni su samo formati krila koji se pojavljuju lijevo od odgovarajuće krivulje težine stakla.

■ nedopušteni format

Čitanje primjera:

1. Težina ispune = 50 kg/m²
Sa SRW = 900 mm, SRH max. = 2500 mm
što odgovara najvećoj težini krila od 125 kg.
2. Težina ispune = 50 kg/m²
Sa SRH = 1400 mm, SRW max = 1400 mm
što odgovara najvećoj težini krila od 90 kg.

Ovaj dijagram primjene vrijedi samo zajedno s odgovarajućim instalacijskim crtežima

- 0-46703 (PVC profili)
- 0-46741 (alumijski profili)

Za napomene o namjeravanoj uporabi, pogledajte 0-46789.

Osnova ispitivanja i izračuna:

- Test nagiba i okretanja prema EN 13126-8: 2017:
 - Klasa H3 (20.000 ciklusa okretanja i okretanja i okretanja)
- Format testa:
 - SRW 900 x SRH 2300 : 130 kg
 - SRW 1300 x SRH 1200 : 100 kg

Prerequisites for using the application diagram:

- Verifications regarding the attachment of load-bearing components to the window system by the window fabricator according to TDK with the following forces:
 - 2710 N at the stay-bearing
 - 3760 N at the pivot-rest
- Glass reduction $GR \geq 28$ mm
- Profile weight $PW \leq 3.25$ kg/m

Attention:

The maximum sash weight of 130 kg is only permitted in certain areas of the application diagram. Only sash formats appearing to the left of the respective glass weight graph are permissible.

■ impermissible format

Reading examples:

1. Infill weight = 50 kg/m²
With SRW = 900 mm, the SRH max. = 2500 mm which corresponds to a maximum sash weight of 125 kg.
2. Infill weight = 50 kg/m²
With SRH = 1400 mm, the SRW max = 1400 mm which corresponds to a maximum sash weight of 90 kg.

This application diagram is only valid in conjunction with the appropriate installation drawings

- 0-46738 (PVC profiles)
- 0-46741 (aluminium profiles)

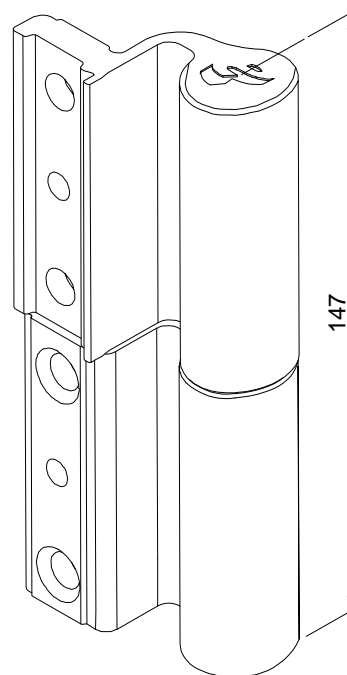
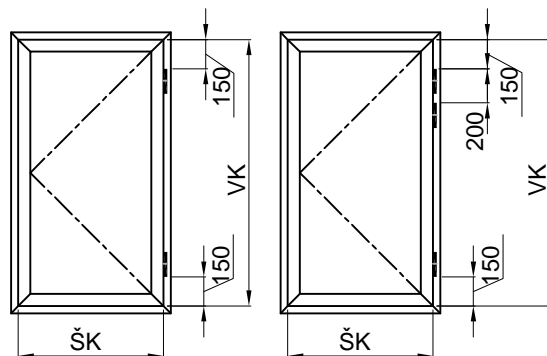
For notes on intended use, see 0-46789.

- TABLICE NOSIVOSTI ŠARKI - TABLE OF LOADS FOR HINGES

Tablica nosivosti šarke 114.001.xx (Stublina 2006.00)
Table of loads for hinges 114.001.xx (Stublina 2006.00)

2800	90	90	90	90	90	90	90	90	90	80	71	67	62
	100	100	100	100	100	100	100	100	100	90	80	76	70
2700	90	90	90	90	90	90	90	90	90	76	67	62	58
	100	100	100	100	100	100	100	100	100	86	76	70	66
2600	90	90	90	90	90	90	90	90	80	71	67	58	57
	100	100	100	100	100	100	100	100	90	80	76	66	63
2500	90	90	90	90	90	90	90	90	76	67	62	58	55
	100	100	100	100	100	100	100	100	86	76	70	66	61
2400	90	90	90	90	90	90	90	80	71	65	58	56	54
	100	100	100	100	100	100	100	90	80	72	66	62	60
2300	90	90	90	90	90	90	74	67	62	57	54	52	
	100	100	100	100	100	100	82	76	70	64	60	59	
2200	90	90	90	90	90	80	71	62	58	56	51	49	
	100	100	100	100	100	90	80	70	66	62	58	56	
2100	90	90	90	90	90	74	65	58	56	51	49	47	
	100	100	100	100	100	82	72	66	62	58	56	52	
2000	90	90	90	90	80	69	62	56	54	50	47	45	
	100	100	100	100	90	78	70	62	60	57	52	50	
1900	90	90	90	90	71	62	58	54	49	47	45		
	100	100	100	100	80	70	66	60	56	52	50		
1800	90	90	90	80	67	58	54	51	49	47	45		
	100	100	100	90	76	66	60	58	56	52	50		
1700	90	90	90	71	62	57	51	49	47	45			
	100	100	100	80	70	64	58	56	52	50			
1600	90	90	76	65	58	54	49	47	45				
	100	100	85	72	66	60	56	52	50				
1500	90	90	70	58	54	50	48	45					
	100	100	79	66	60	57	53	50					
1400	90	76	62	56	51	47	45						
	100	86	70	62	58	52	50						
1300	90	68	58	54	49	46							
	100	75	66	60	55	50							
VK	ŠK	700	800	900	1000	1100	1200	1300	1400	1500	1600	1700	1800

Napomena: Ukoliko se ugrade tri šarke po preporuci, nosivost se uvećava za 10%.
Note: If three hinges are used as recommended, the load capability is increased 10%



114.001.xx

A (kg)



B (kg)

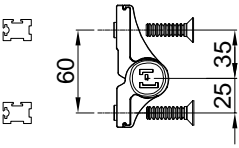
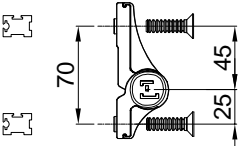
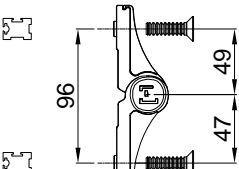
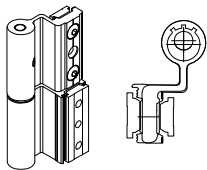
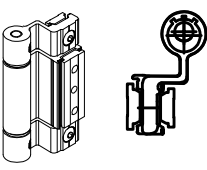
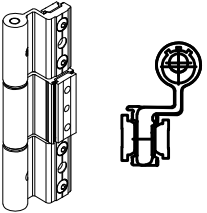
A - javna upotreba sa dvije šarke

A - public use with two hinges

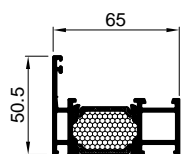
B - privatna upotreba sa dvije šarke

B - private use with two hinge

- TABLICE NOSIVOSTI ŠARKI
- TABLE OF LOADS FOR HINGES

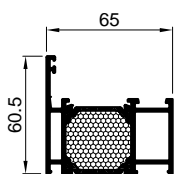
Oznaka Code	Izgled-presjek View-cross section	Opis Description	Nosivost Load	
			2 šarke 2 hinges	3 šarke 3 hinges
113.008.01 02 03		<ul style="list-style-type: none"> - Dvodijelna šarka OSNO 60 - Oznaka proizvođača ALU-B: Max3D 60 - Boje: 01- bijela; 02 - siva;03 - crna - Two-part hinge OSNO 60 - Manufacturer code ALU-B: Max3D 60 - Color: 01- white; 02 - gray;03 - black 	120 kg	160 kg
113.009.01 02 03		<ul style="list-style-type: none"> - Dvodijelna šarka OSNO 70 - Oznaka proizvođača ALU-B: Max3D 70 - Boje: 01- bijela; 02 - siva;03 - crna - Two-part hinge OSNO 70 - Manufacturer code ALU-B: Max3D 70 - Color: 01- white; 02 - gray;03 - black 	120 kg	160 kg
113.011.01 02 03		<ul style="list-style-type: none"> - Dvodijelna šarka OSNO 96 - Oznaka proizvođača ALU-B: Max3D 96 - Boje: 01- bijela; 02 - siva;03 - crna - Two-part hinge OSNO 96 - Manufacturer code ALU-B: Max3D 96 - Color: 01- white; 02 - gray;03 - black 	120 kg	160 kg
114.004.01 02 03		<ul style="list-style-type: none"> - Dvodijelna šarka-EURO ŽLIJEB - Oznaka proizvođača Stublina: 2024.00 - Boje: 01- bijela; 02 - siva;03 - crna - Two-part hinge-EURO GROOVE - Manufacturer code Stublina: 2024.00 - Color: 01- white; 02 - gray;03 - black 	Javna upotreba Public use	
			70 kg	85 kg
			Privatna upotreba Private use	
			80 kg	100 kg
114.005.01 02 03		<ul style="list-style-type: none"> - Trodijelna šarka-EURO ŽLIJEB - Oznaka proizvođača Stublina: 2129.00 - Boje: 01- bijela; 02 - siva;03 - crna - Three-part hinge-EURO GROOVE - Manufacturer code Stublina: 2129.00 - Color: 01- white; 02 - gray;03 - black 	Javna upotreba Public use	
			90 kg	95 kg
			Privatna upotreba Private use	
			90 kg	100 kg
114.006.01 02 03		<ul style="list-style-type: none"> - Trodijelna šarka-EURO ŽLIJEB - Oznaka proizvođača Stublina: 2124.00 - Boje: 01- bijela; 02 - siva;03 - crna - Three-part hinge-EURO GROOVE - Manufacturer code Stublina: 2124.00 - Color: 01- white; 02 - gray;03 - black 	Javna upotreba Public use	
			100 kg	105 kg
			Privatna upotreba Private use	
			100 kg	110 kg

Profili Profiles



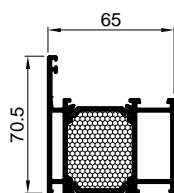
FT-1401F

kg/m 1.185



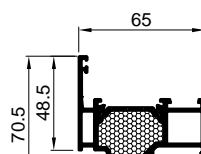
FT-1400F

kg/m 1.365



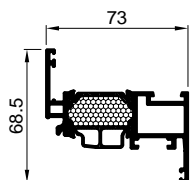
FT-1402F

kg/m 1.546



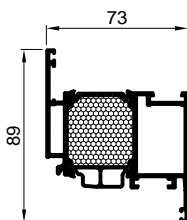
FT-1403F

kg/m 1.457



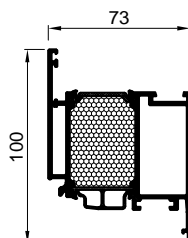
FT-1420F

kg/m 1.379



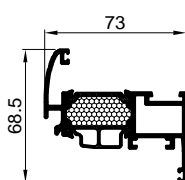
FT-1421F

kg/m 1.771



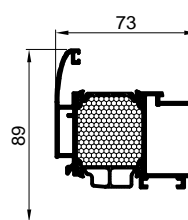
FT-1422F

kg/m 1.991



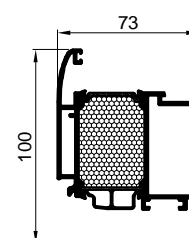
FT-1423F

kg/m 1.370



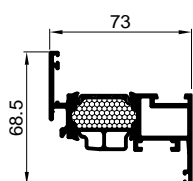
FT-1424F

kg/m 1.805



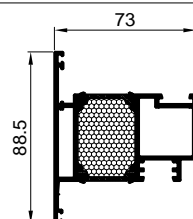
FT-1425F

kg/m 2.022



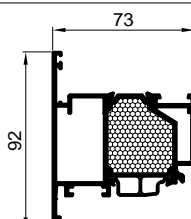
FT-1428F

kg/m 1.364



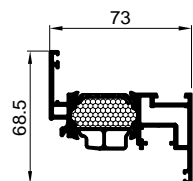
FT-1426F

kg/m 1.774



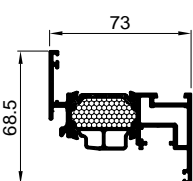
FT-1427F

kg/m 1.886



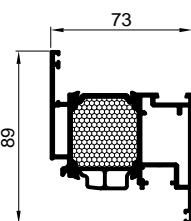
FT-1430F

kg/m 1.392



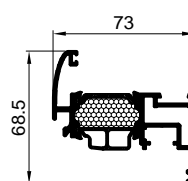
FT-1434F

kg/m 1.377



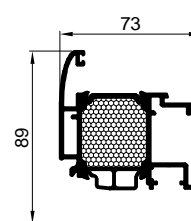
FT-1431F

kg/m 1.803



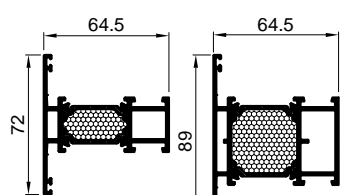
FT-1432F

kg/m 1.383



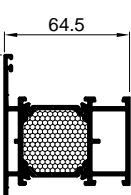
FT-1433F

kg/m 1.837



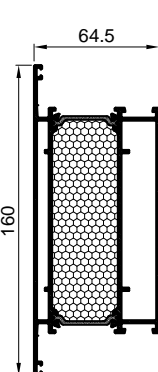
FT-1440F

kg/m 1.280



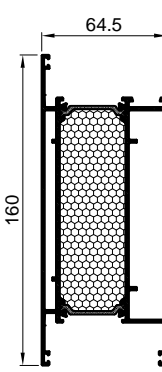
FT-1441F

kg/m 1.609



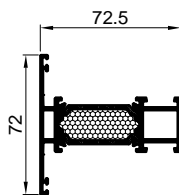
FT-1442F

kg/m 2.893



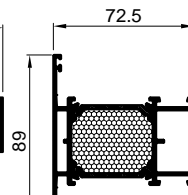
FT-1443F

kg/m 2.985



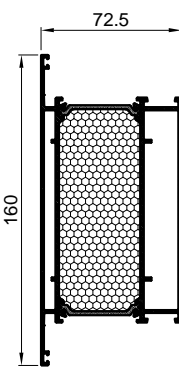
FT-1444F

kg/m 1.320



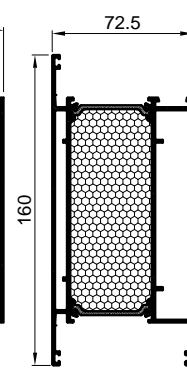
FT-1445F

kg/m 1.649



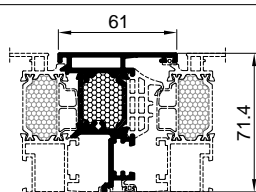
FT-1446F

kg/m 2.933



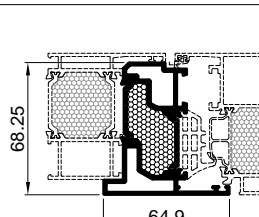
FT-1447F

kg/m 3.025



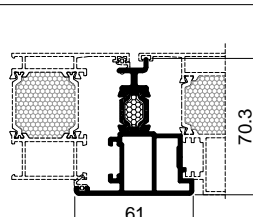
FT-1450F

kg/m 1.302



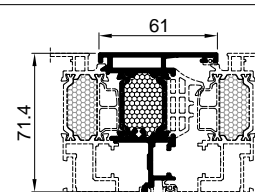
FT-1452F

kg/m 1.491



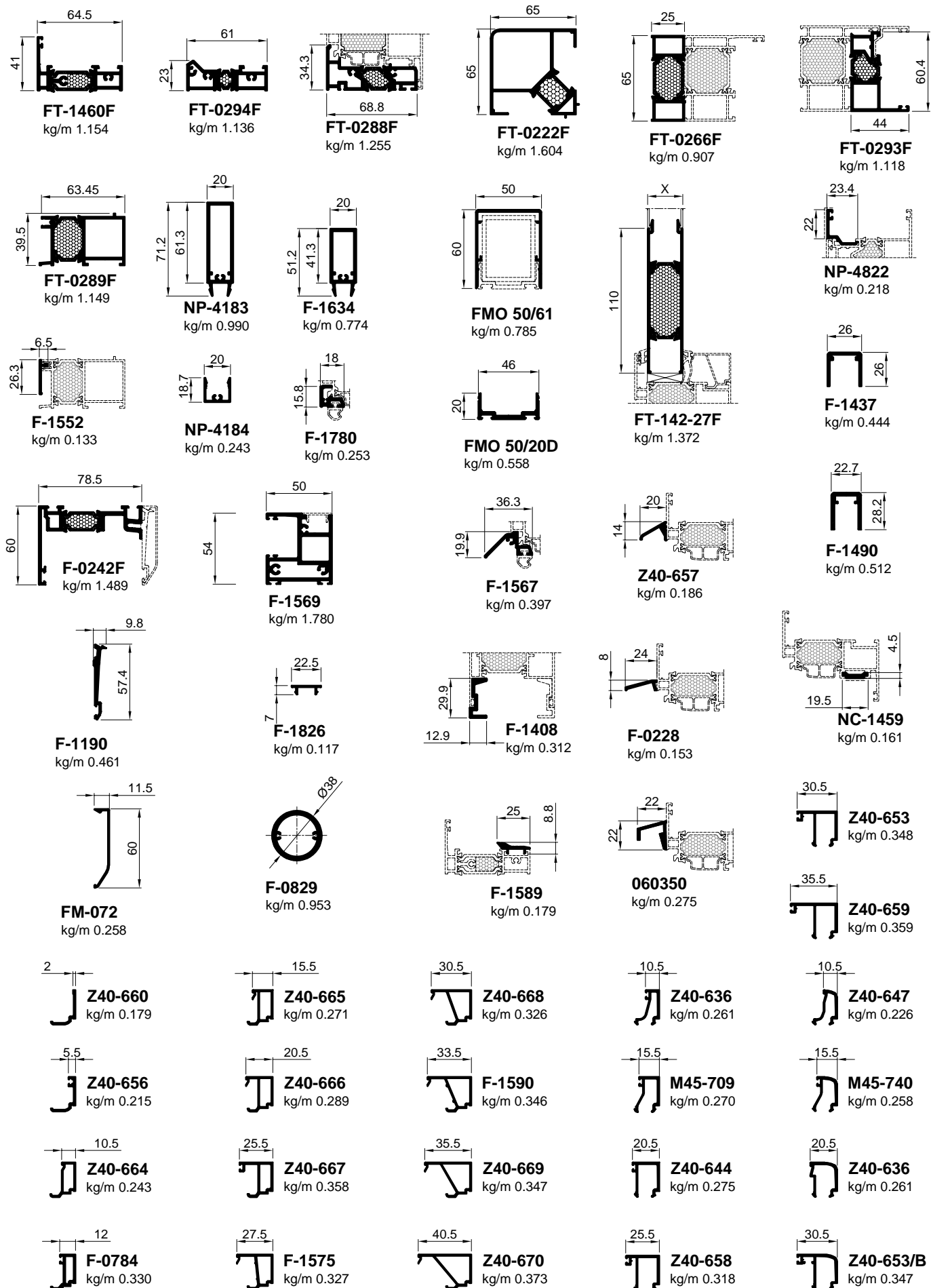
FT-0213/AF

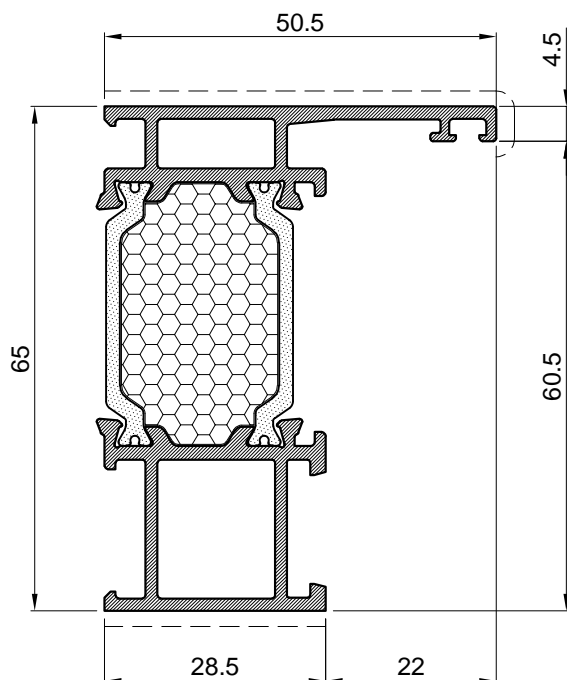
kg/m 1.326



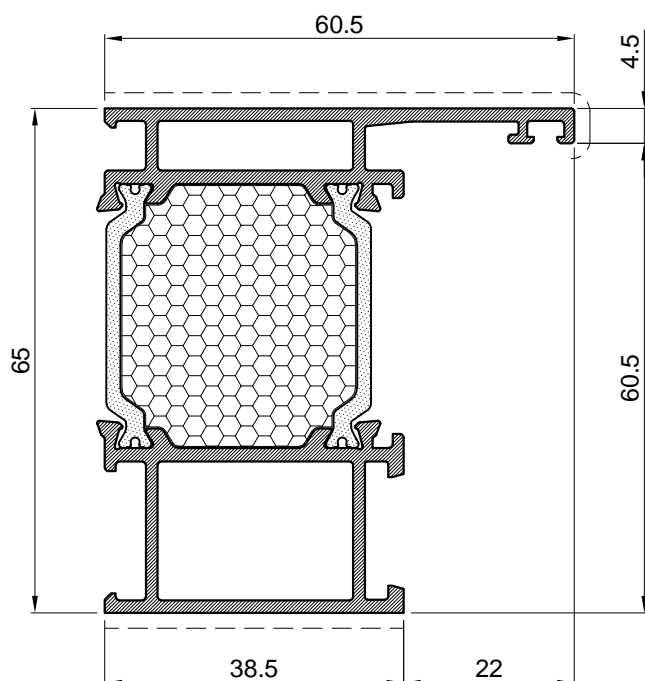
FT-1451F

kg/m 1.283



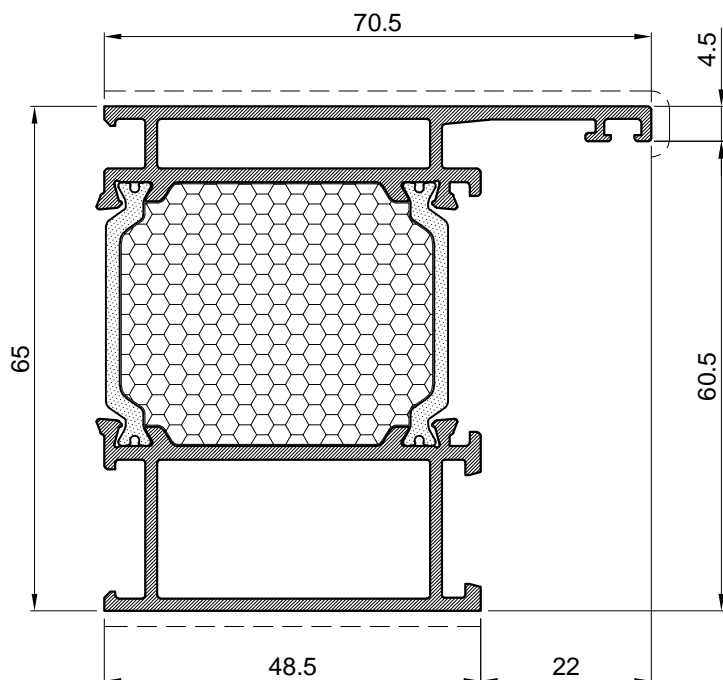


Profil rama Frame profile		
Art.Br. Art.Nr.	FT-1401F	
Težina Weight	kg/m'	1.185
Opseg Perimeter	mm	319
Moment inercije Moments of inertia	I _x (cm ⁴)	16.78
	I _y (cm ⁴)	5.64
	W _x (cm ³)	6.33
	W _y (cm ³)	1.72
L	mm	6500

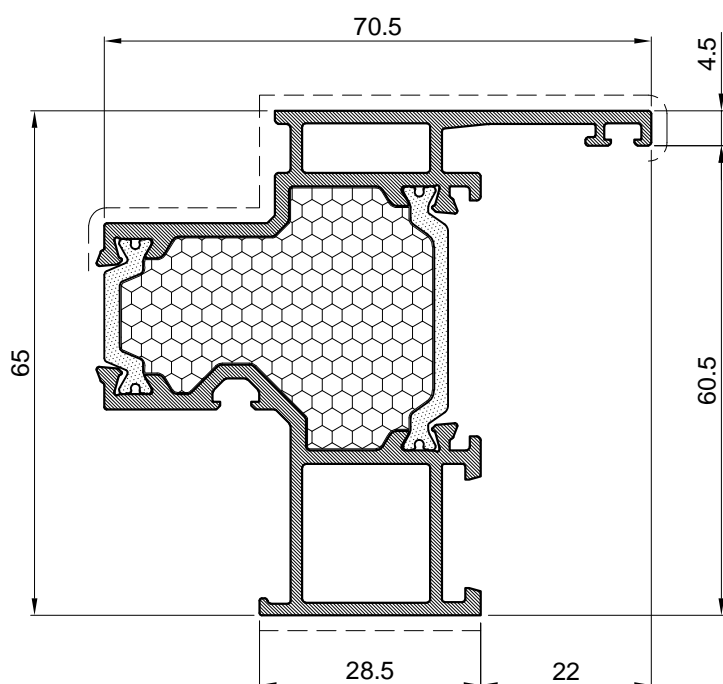


Profil rama Frame profile		
Art.Br. Art.Nr.	FT-1400F	
Težina Weight	kg/m'	1.365
Opseg Perimeter	mm	353
Moment inercije Moments of inertia	I _x (cm ⁴)	19.97
	I _y (cm ⁴)	10.44
	W _x (cm ³)	7.56
	W _y (cm ³)	2.77
L	mm	6500

PROFIL BEZ XPS ISPUNE U NAZIVU NEMA NASTAVAK „F”
PROFILE WITHOUT XPS DO NOT HAVE ENDING „F”

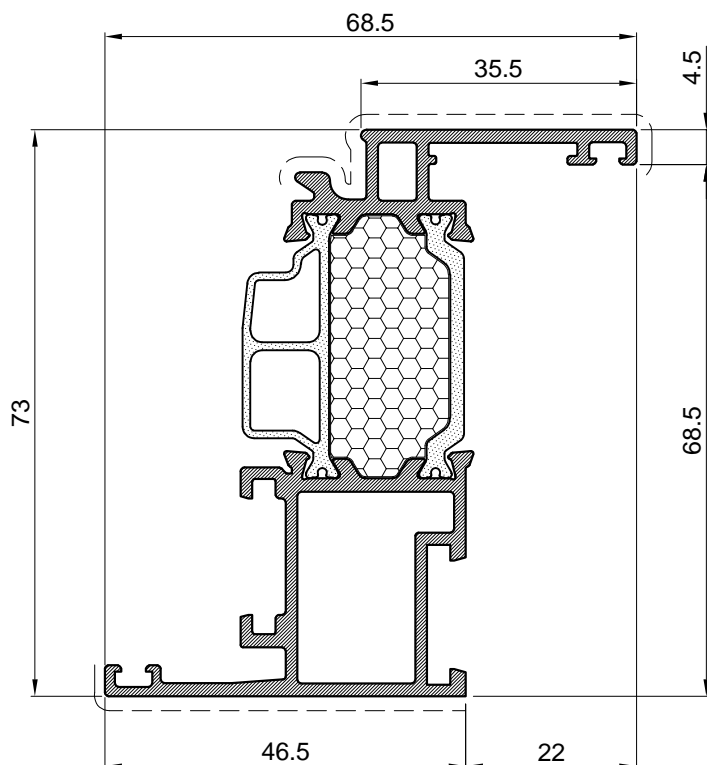


Profil rama Frame profile		
Art.Br. Art.Nr.	FT-1402F	
Težina Weight	kg/m'	1.546
Opseg Perimeter	mm	389
Moment inerције Moments of inertia	I _x (cm ⁴)	23.17
	I _y (cm ⁴)	17.48
	W _x (cm ³)	8.80
	W _y (cm ³)	4.10
L	mm	6500

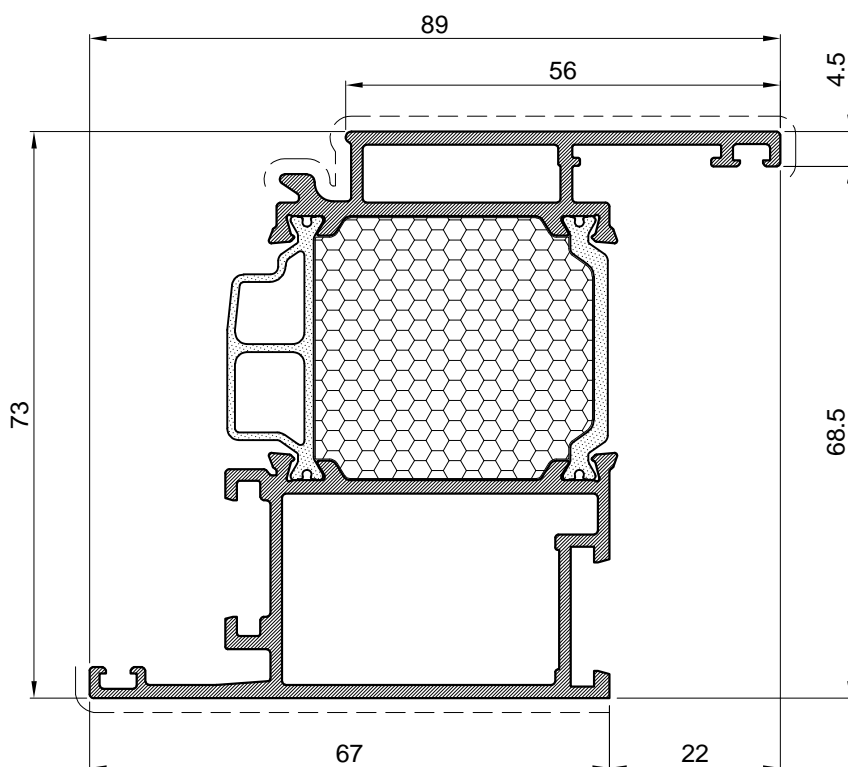


Profil rama-spoj sa fasadom Curtain wall frame		
Art.Br. Art.Nr.	FT-1403F	
Težina Weight	kg/m'	1.457
Opseg Perimeter	mm	370
Moment inerције Moments of inertia	I _x (cm ⁴)	17.57
	I _y (cm ⁴)	13.18
	W _x (cm ³)	6.40
	W _y (cm ³)	3.35
L	mm	6500

PROFIL BEZ XPS ISPUNE U NAZIVU NEMA NASTAVAK „F”
PROFILE WITHOUT XPS DO NOT HAVE ENDING „F”

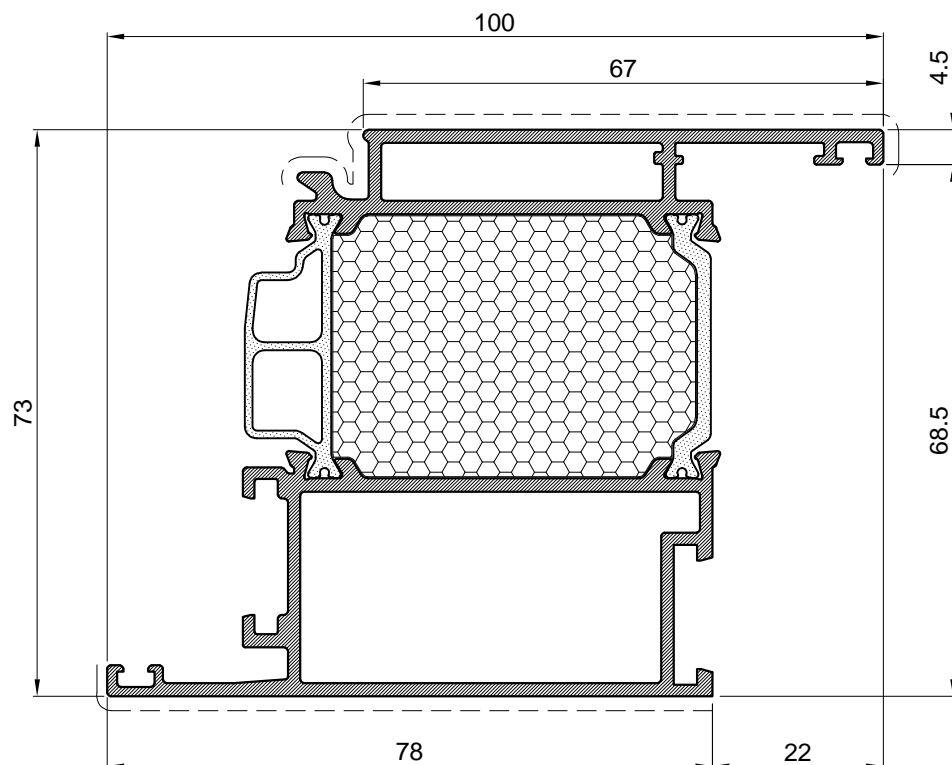


Profil krila Sash profile		
Art.Br. Art.Nr.	FT-1420F	
Težina Weight	kg/m'	1.379
Opseg Perimeter	mm	412
Moment inercije Moments of inertia	Ix (cm4)	24.69
	Iy (cm4)	8.26
	Wx (cm3)	8.74
	Wy (cm3)	2.41
L	mm	6500

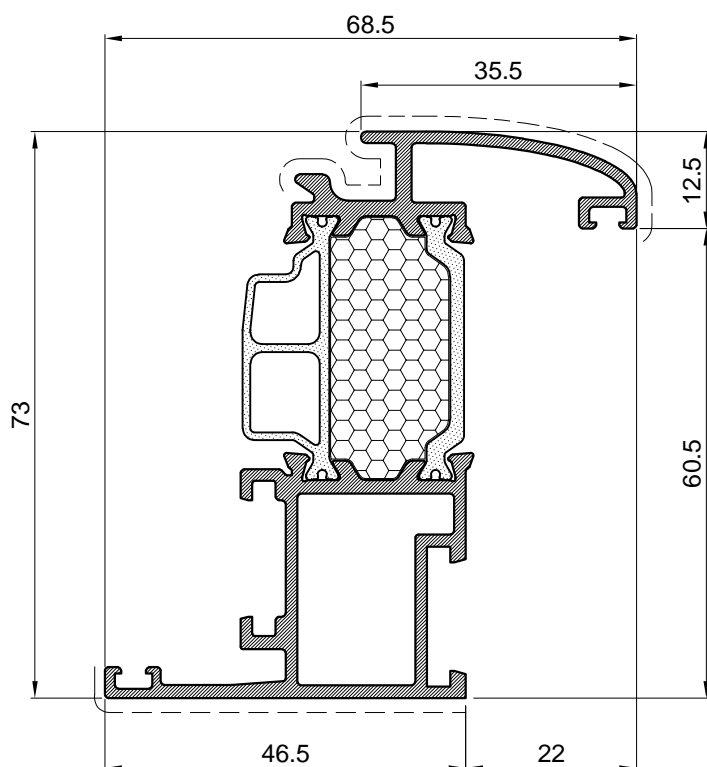


Profil krila Sash profile		
Art.Br. Art.Nr.	FT-1421F	
Težina Weight	kg/m'	1.771
Opseg Perimeter	mm	453
Moment inercije Moments of inertia	Ix (cm4)	33.65
	Iy (cm4)	23.49
	Wx (cm3)	12.38
	Wy (cm3)	5.27
L	mm	6500

PROFIL BEZ XPS ISPUNE U NAZIVU NEMA NASTAVAK „F”
PROFILE WITHOUT XPS DO NOT HAVE ENDING „F”

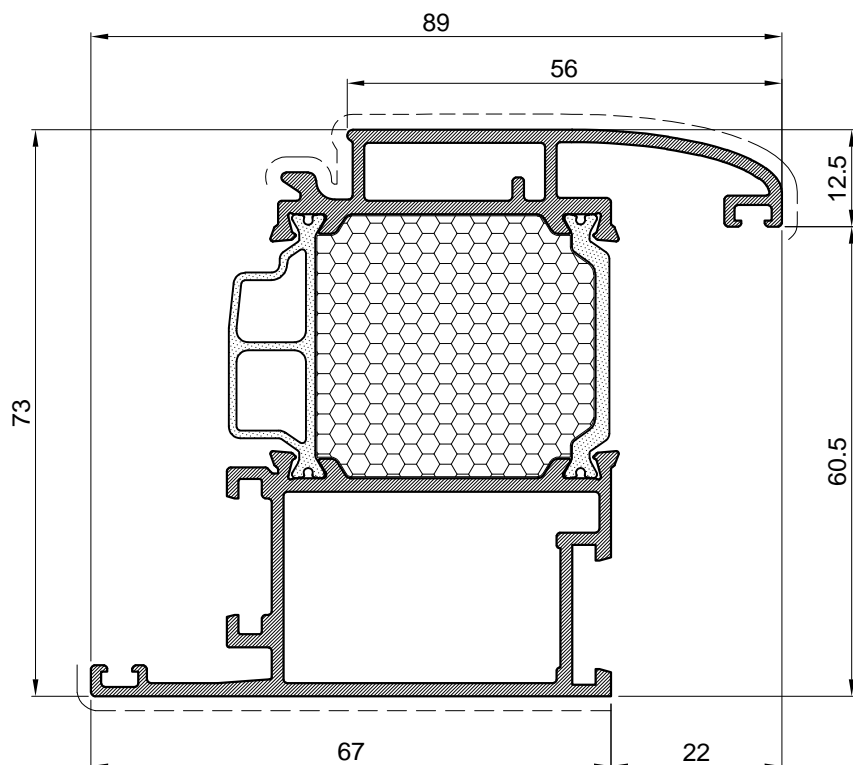


Profil krila Sash profile		
Art.Br. Art.Nr.	FT-1422F	
Težina Weight	kg/m'	1.991
Opseg Perimeter	mm	454
Moment inerције Moments of inertia	Ix (cm4)	38.53
	Iy (cm4)	36.85
	Wx (cm3)	14.32
	Wy (cm3)	7.37
L	mm	6500

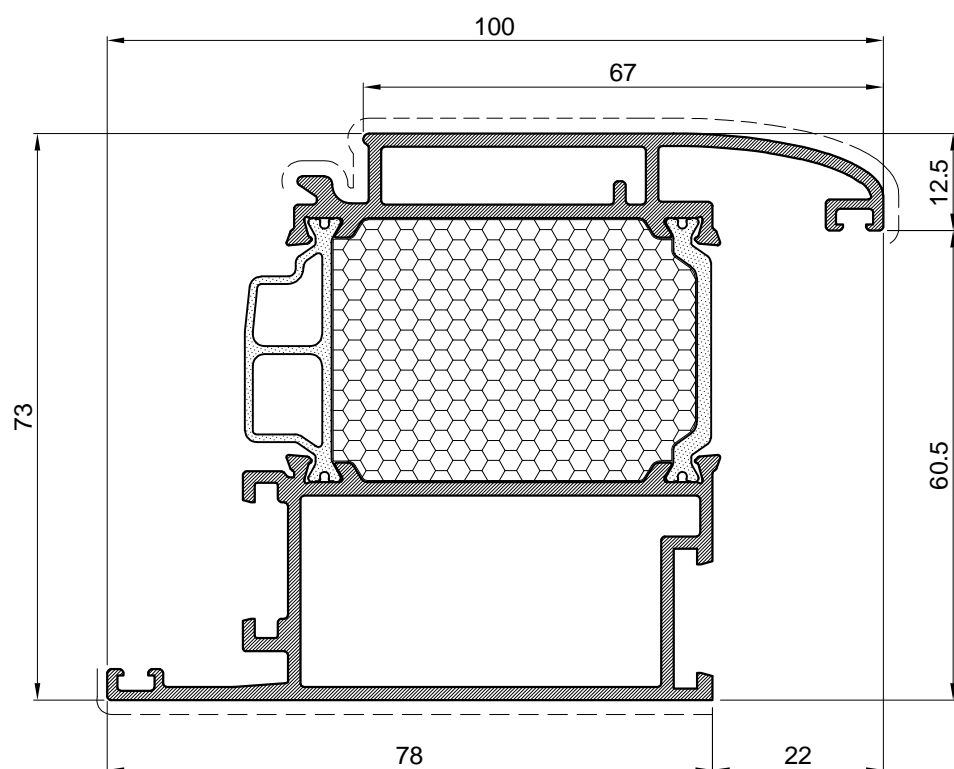


Profil krila Sash profile		
Art.Br. Art.Nr.	FT-1423F	
Težina Weight	kg/m'	1.370
Opseg Perimeter	mm	437
Moment inercije Moments of inertia	Ix (cm4)	23.45
	Iy (cm4)	8.97
	Wx (cm3)	8.13
	Wy (cm3)	2.59
L	mm	6500

PROFIL BEZ XPS ISPUNE U NAZIVU NEMA NASTAVAK „F”
PROFILE WITHOUT XPS DO NOT HAVE ENDING „F”

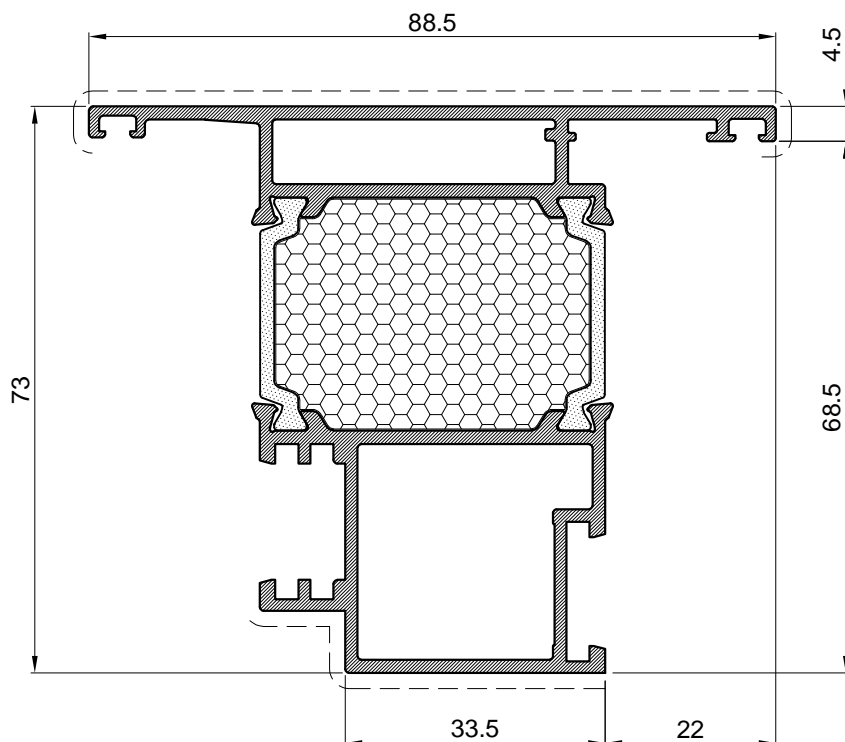


Profil krila Sash profile		
Art.Br. Art.Nr.	FT-1424F	
Težina Weight	kg/m'	1.805
Opseg Perimeter	mm	471
Moment inerције Moments of inertia	Ix (cm4)	33.56
	Iy (cm4)	24.97
	Wx (cm3)	12.45
	Wy (cm3)	5.53
L	mm	6500



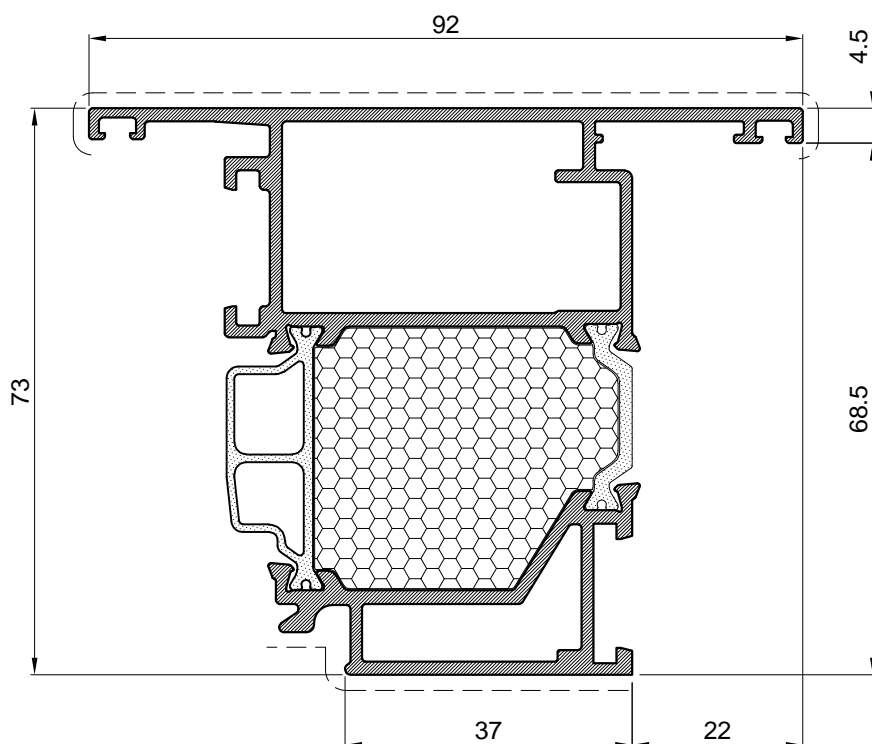
Profil krila Sash profile		
Art.Br. Art.Nr.	FT-1425F	
Težina Weight	kg/m'	2.022
Opseg Perimeter	mm	126
Moment inerције Moments of inertia	Ix (cm4)	38.37
	Iy (cm4)	38.74
	Wx (cm3)	14.18
	Wy (cm3)	7.65
L	mm	6500

PROFIL BEZ XPS ISPUNE U NAZIVU NEMA NASTAVAK „F”
PROFILE WITHOUT XPS DO NOT HAVE ENDING „F”



Profil krila, otvaranje vani
Sash profile, outwards opening

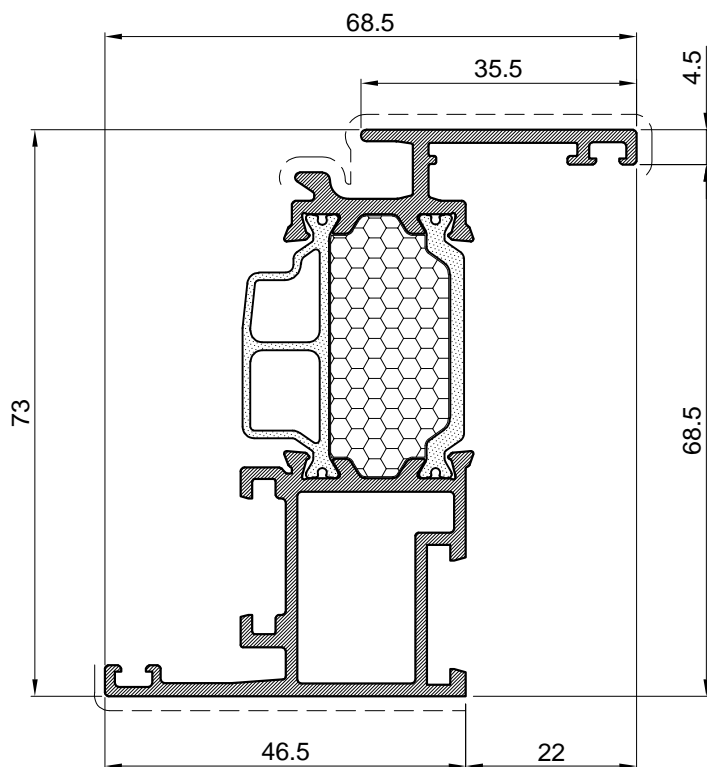
Art.Br. Art.Nr.	FT-1426F	
Težina Weight	kg/m'	1.774
Opseg Perimeter	mm	444
Moment inerције Moments of inertia	Ix (cm ⁴)	31.38
	Iy (cm ⁴)	22.20
	Wx (cm ³)	9.94
	Wy (cm ³)	4.94
L	mm	6500



Profil krila, otvaranje vani
Sash profile, outwards opening

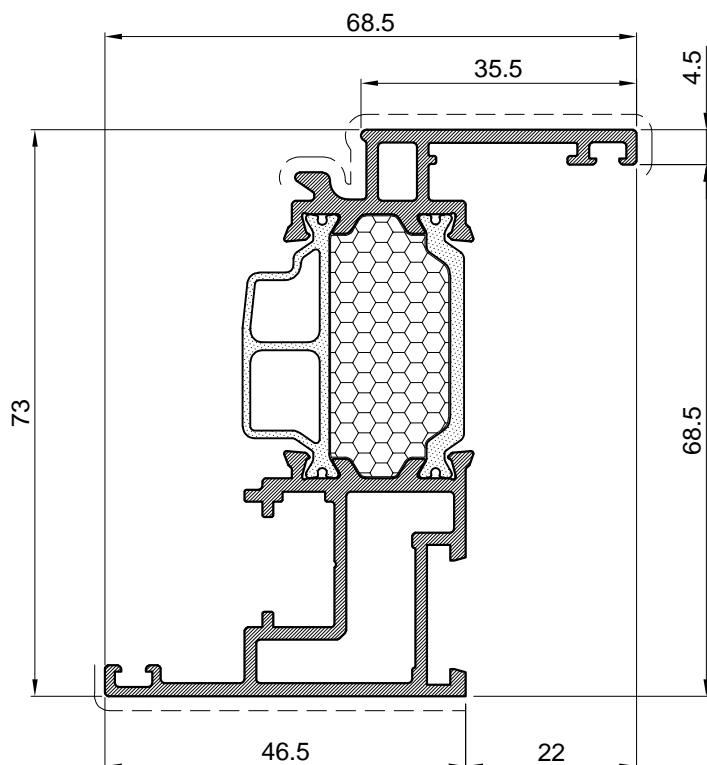
Art.Br. Art.Nr.	FT-1427F	
Težina Weight	kg/m'	1.886
Opseg Perimeter	mm	460
Moment inerције Moments of inertia	Ix (cm ⁴)	34.86
	Iy (cm ⁴)	27.84
	Wx (cm ³)	11.33
	Wy (cm ³)	5.94
L	mm	6500

PROFIL BEZ XPS ISPUNE U NAZIVU NEMA NASTAVAK „F”
PROFILE WITHOUT XPS DO NOT HAVE ENDING „F”



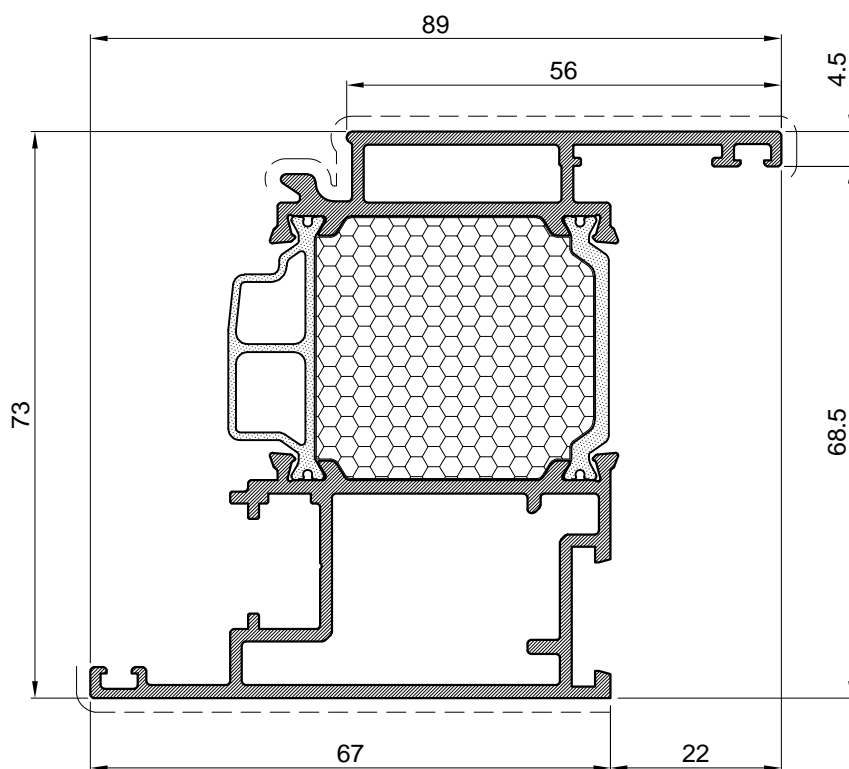
Profil krila Sash profile		
Art.Br. Art.Nr.	FT-1428F	
Težina Weight	kg/m'	1.364
Opseg Perimeter	mm	423
Moment inerције Moments of inertia	Ix (cm ⁴)	24.21
	Iy (cm ⁴)	8.28
	Wx (cm ³)	8.46
	Wy (cm ³)	2.41
L	mm	6500

PROFIL BEZ XPS ISPUNE U NAZIVU NEMA NASTAVAK „F”
 PROFILE WITHOUT XPS DO NOT HAVE ENDING „F”



Profil krila (žlijeb 16/9)
Sash profile (groove 16/9)

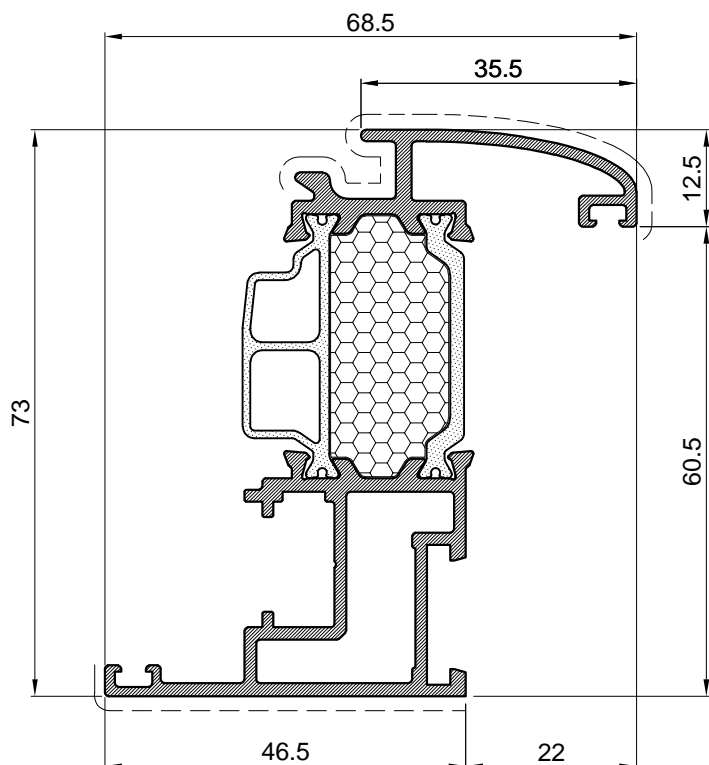
Art.Br. Art.Nr.	FT-1430F	
Težina Weight	kg/m'	1.392
Opseg Perimeter	mm	413
Moment inercije Moments of inertia	Ix (cm4)	24.87
	Iy (cm4)	7.99
	Wx (cm3)	8.74
	Wy (cm3)	2.31
L	mm	6500



Profil krila (žlijeb 16/9)
Sash profile (groove 16/9)

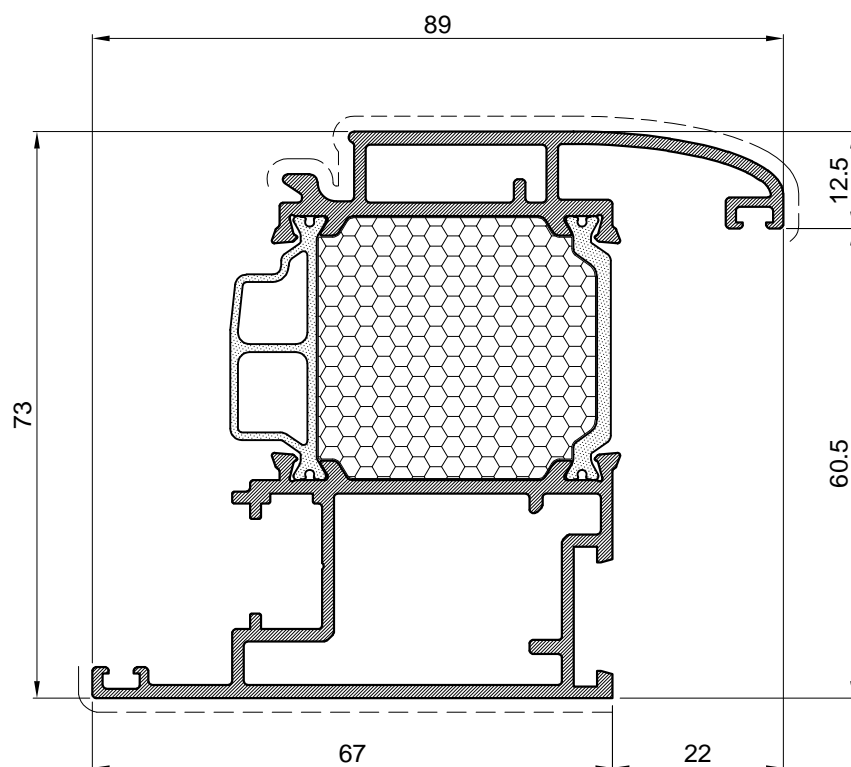
Art.Br. Art.Nr.	FT-1431F	
Težina Weight	kg/m'	1.803
Opseg Perimeter	mm	454
Moment inercije Moments of inertia	Ix (cm4)	34.12
	Iy (cm4)	23.02
	Wx (cm3)	12.40
	Wy (cm3)	5.12
L	mm	6500

PROFIL BEZ XPS ISPUNE U NAZIVU NEMA NASTAVAK „F”
PROFILE WITHOUT XPS DO NOT HAVE ENDING „F”



Profil krila (žlijeb 16/9)
Sash profile (groove 16/9)

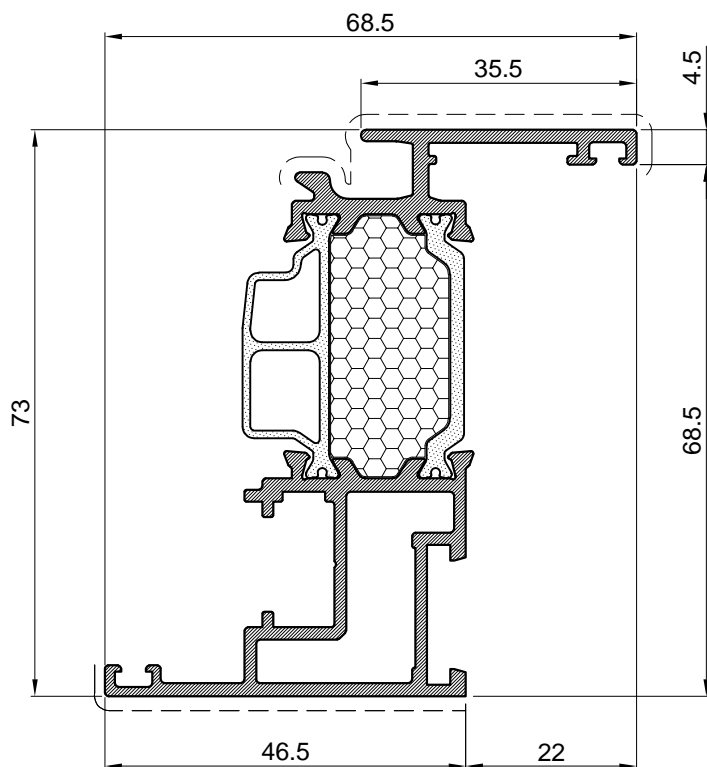
Art.Br. Art.Nr.	FT-1432F	
Težina Weight	kg/m'	1.383
Opseg Perimeter	mm	438
Moment inercije Moments of inertia	Ix (cm4)	23.62
	Iy (cm4)	8.69
	Wx (cm3)	8.14
	Wy (cm3)	2.48
L	mm	6500



Profil krila (žlijeb 16/9)
Sash profile (groove 16/9)

Art.Br. Art.Nr.	FT-1433F	
Težina Weight	kg/m'	1.837
Opseg Perimeter	mm	472
Moment inercije Moments of inertia	Ix (cm4)	34.04
	Iy (cm4)	24.47
	Wx (cm3)	12.47
	Wy (cm3)	5.37
L	mm	6500

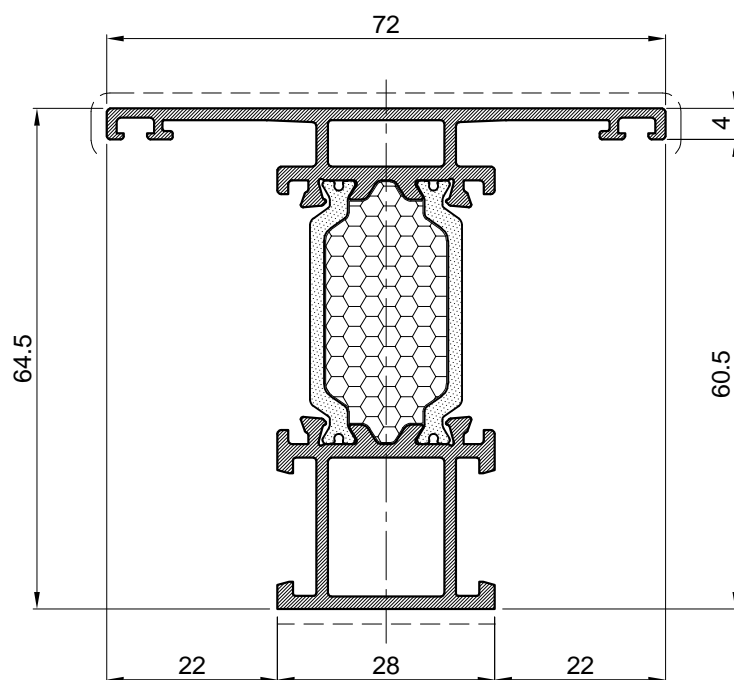
PROFIL BEZ XPS ISPUNE U NAZIVU NEMA NASTAVAK „F”
PROFILE WITHOUT XPS DO NOT HAVE ENDING „F”



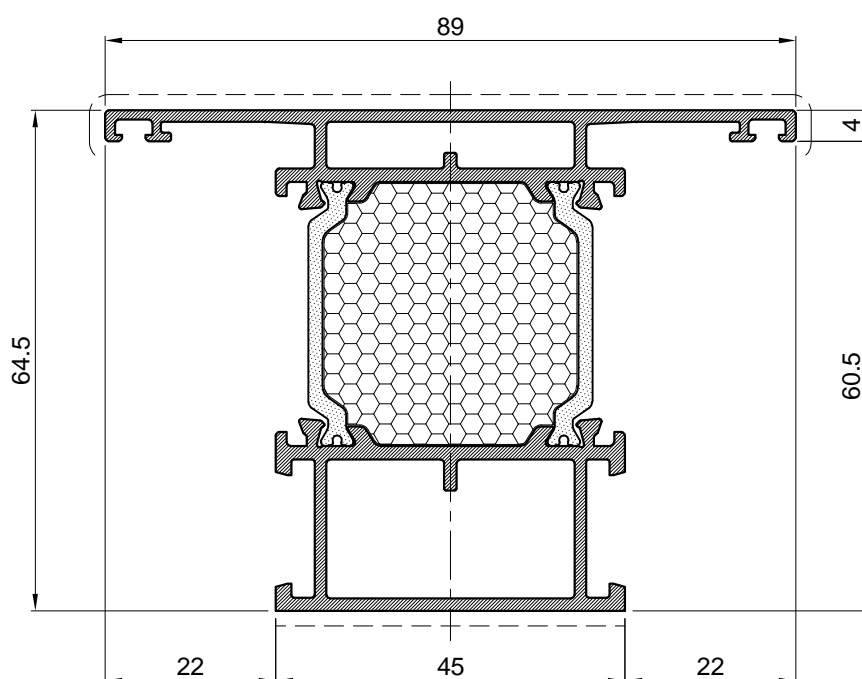
Profil krila (žlijeb 16/9)
Sash profile (groove 16/9)

Art.Br. Art.Nr.	FT-1434F	
Težina Weight	kg/m'	1.377
Opseg Perimeter	mm	424
Moment inercije Moments of inertia	Ix (cm ⁴)	24.38
	Iy (cm ⁴)	8.00
	Wx (cm ³)	8.47
	Wy (cm ³)	2.31
L	mm	6500

PROFIL BEZ XPS ISPUNE U NAZIVU NEMA NASTAVAK „F”
PROFILE WITHOUT XPS DO NOT HAVE ENDING „F”

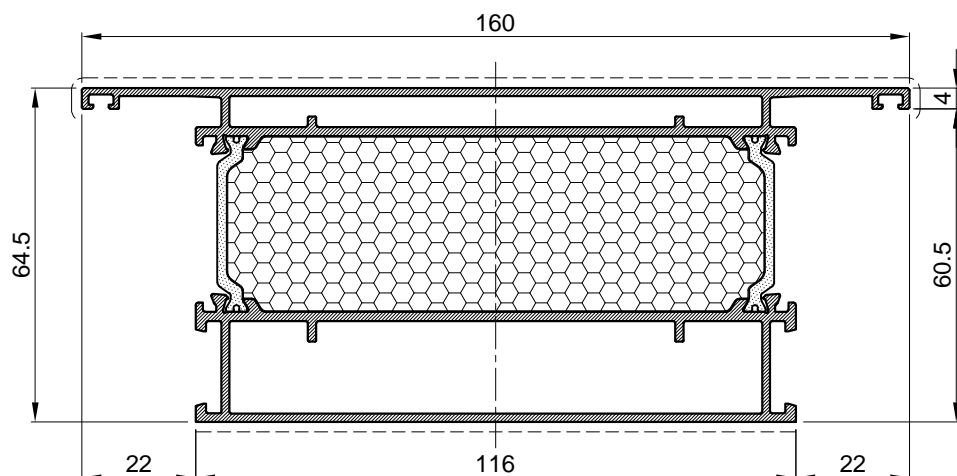


Profil prečke Crossbar profile		
Art.Br. Art.Nr.	FT-1440F	
Težina Weight	kg/m'	1.280
Opseg Perimeter	mm	405
Moment inercije Moments of inertia	Ix (cm ⁴)	18.24
	Iy (cm ⁴)	8.31
	Wx (cm ³)	6.62
	Wy (cm ³)	2.31
L	mm	6500

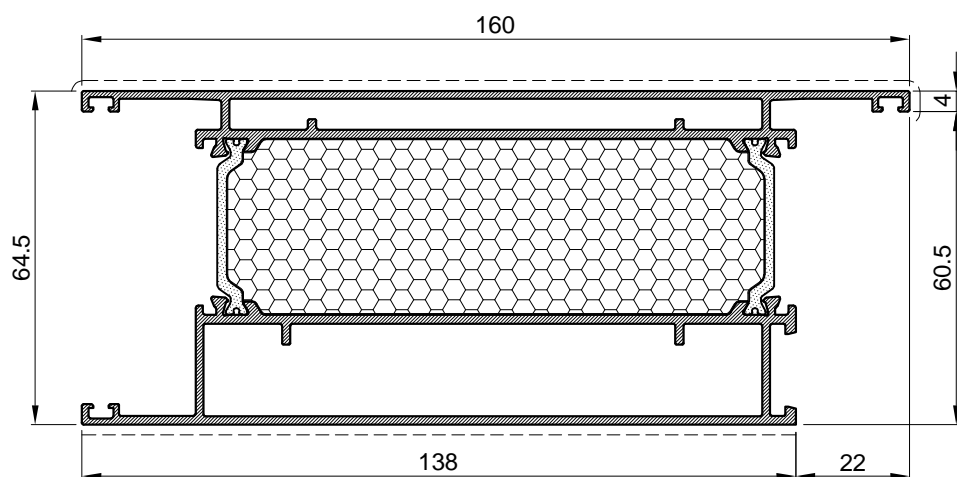


Profil prečke Crossbar profile		
Art.Br. Art.Nr.	FT-1441F	
Težina Weight	kg/m'	1.609
Opseg Perimeter	mm	439
Moment inercije Moments of inertia	Ix (cm ⁴)	23.85
	Iy (cm ⁴)	19.57
	Wx (cm ³)	8.84
	Wy (cm ³)	4.40
L	mm	6500

PROFIL BEZ XPS ISPUNE U NAZIVU NEMA NASTAVAK „F”
PROFILE WITHOUT XPS DO NOT HAVE ENDING „F”

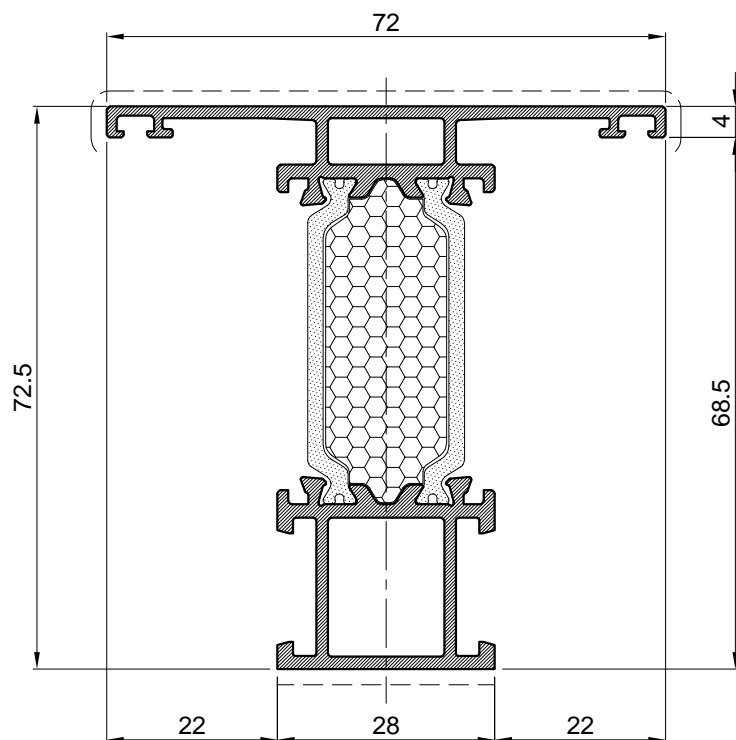


Profil prečke Crossbar profile		
Art.Br. Art.Nr.	FT-1442F	
Težina Weight	kg/m'	2.893
Opseg Perimeter	mm	577
Moment inerције Moments of inertia	Ix (cm ⁴)	46.11
	Iy (cm ⁴)	168.78
	Wx (cm ³)	17.62
	Wy (cm ³)	21.10
L	mm	6500



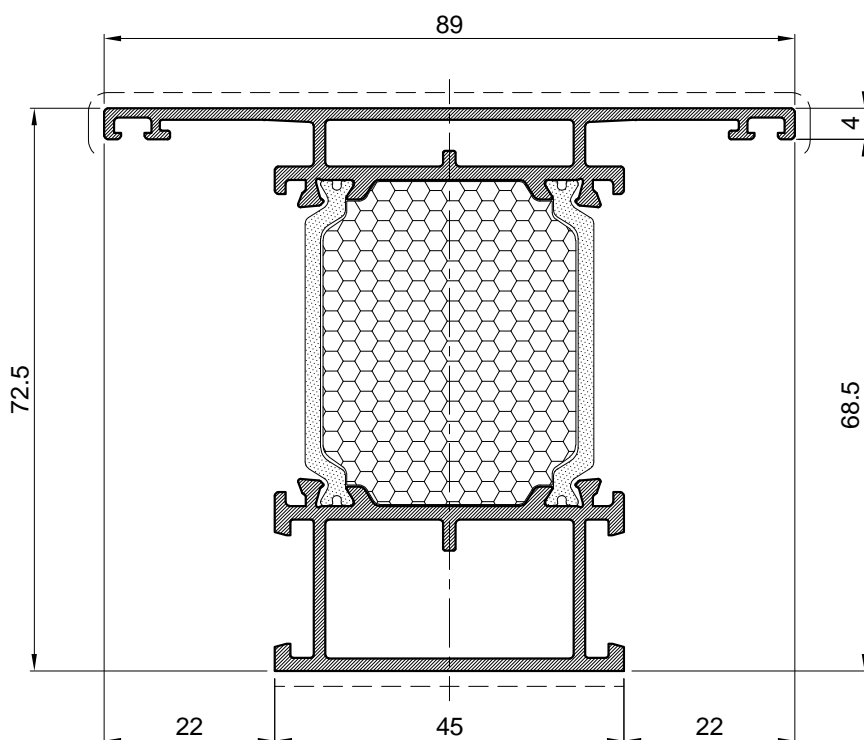
Profil parapetne prečke Bottom crossbar profile		
Art.Br. Art.Nr.	FT-1443F	
Težina Weight	kg/m'	2.985
Opseg Perimeter	mm	617
Moment inercije Moments of inertia	Ix (cm ⁴)	49.32
	Iy (cm ⁴)	187.98
	Wx (cm ³)	19.50
	Wy (cm ³)	22.77
L	mm	6500

PROFIL BEZ XPS ISPUNE U NAZIVU NEMA NASTAVAK „F”
PROFILE WITHOUT XPS DO NOT HAVE ENDING „F”



Profil prečke za ravno krilo
Crossbar profile for flat sash

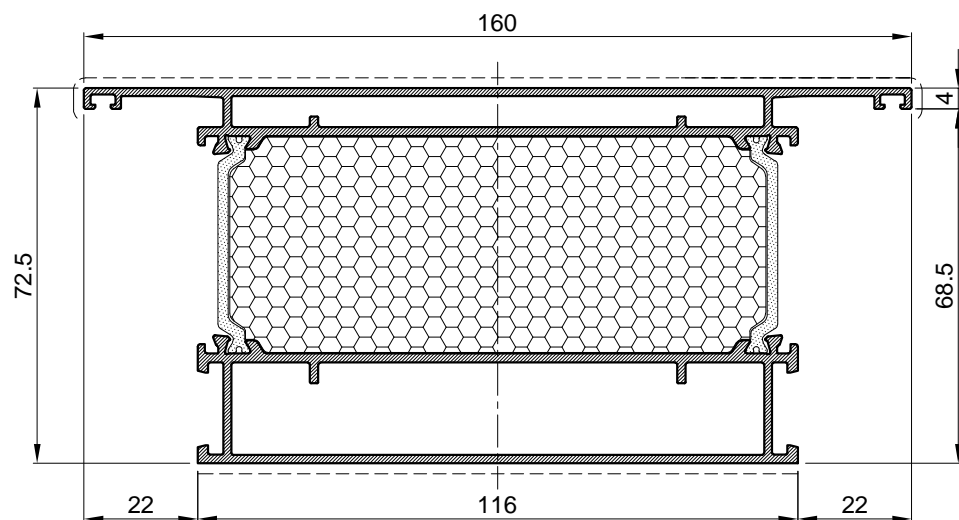
Art.Br. Art.Nr.	FT-1444F	
Težina Weight	kg/m'	1.320
Opseg Perimeter	mm	423
Moment inercije Moments of inertia	Ix (cm4)	24.22
	Iy (cm4)	8.31
	Wx (cm3)	7.97
	Wy (cm3)	2.31
L	mm	6500



Profil prečke za ravno krilo
Crossbar profile for flat sash

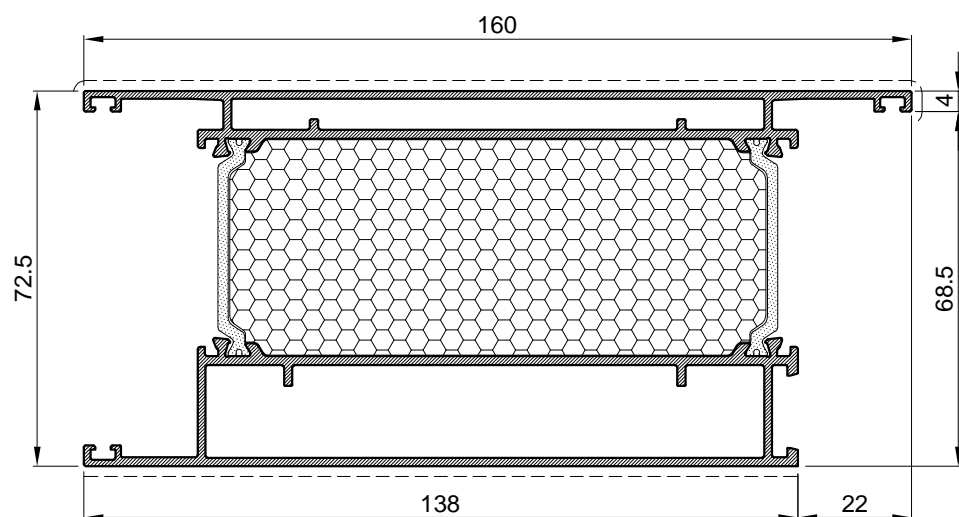
Art.Br. Art.Nr.	FT-1445F	
Težina Weight	kg/m'	1.649
Opseg Perimeter	mm	457
Moment inercije Moments of inertia	Ix (cm4)	31.62
	Iy (cm4)	19.57
	Wx (cm3)	10.62
	Wy (cm3)	4.40
L	mm	6500

PROFIL BEZ XPS ISPUNE U NAZIVU NEMA NASTAVAK „F”
PROFILE WITHOUT XPS DO NOT HAVE ENDING „F”



Profil prečke za ravno krilo
Crossbar profile for flat sash

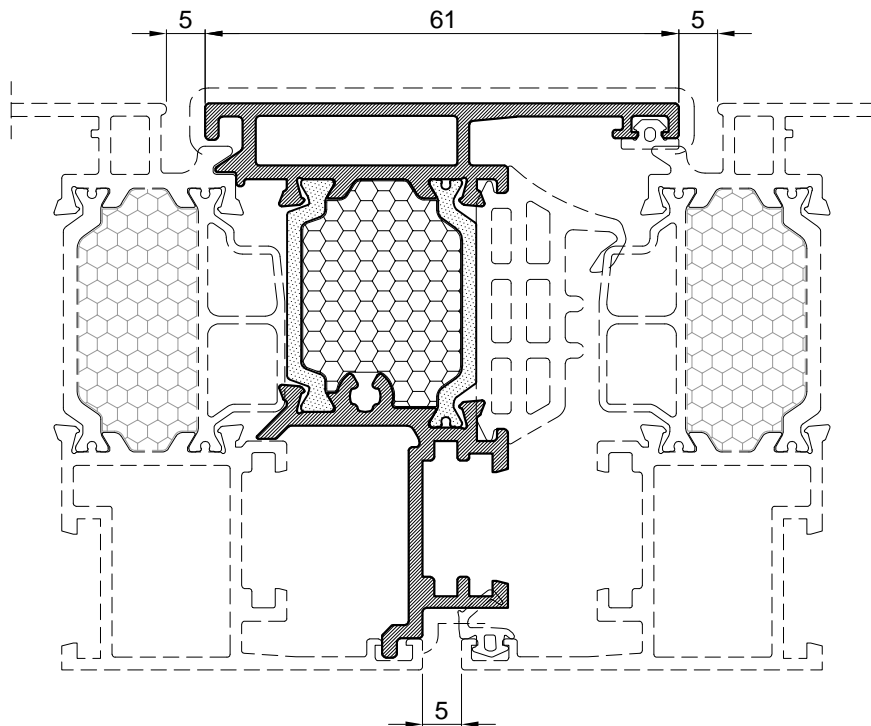
Art.Br. Art.Nr.	FT-1446F	
Težina Weight	kg/m'	2.933
Opseg Perimeter	mm	595
Moment inerције Moments of inertia	I _x (cm ⁴)	60.87
	I _y (cm ⁴)	168.78
	W _x (cm ³)	21.10
	W _y (cm ³)	21.10
L	mm	6500



Profil parapetne prečke
za ravno krilo
Bottom crossbar profile
for flat sash

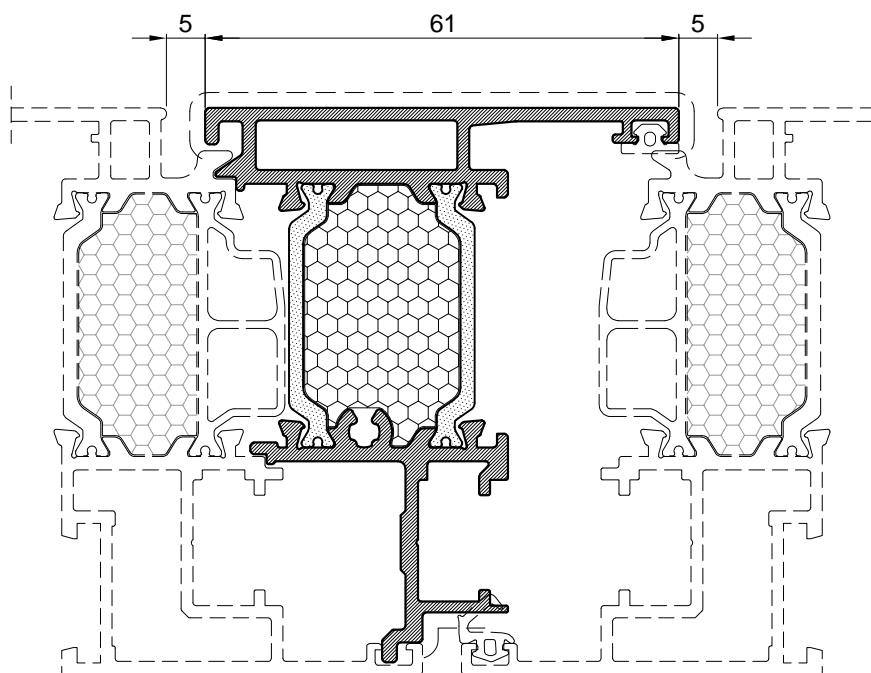
Art.Br. Art.Nr.	FT-1447F	
Težina Weight	kg/m'	3.025
Opseg Perimeter	mm	595
Moment inercije Moments of inertia	I _x (cm ⁴)	64.82
	I _y (cm ⁴)	187.98
	W _x (cm ³)	23.24
	W _y (cm ³)	22.77
L	mm	6500

PROFIL BEZ XPS ISPUNE U NAZIVU NEMA NASTAVAK „F”
PROFILE WITHOUT XPS DO NOT HAVE ENDING „F”



Profil komb. (otv.unutra i vani)
Flying mullion
(inwards and outwards opening)

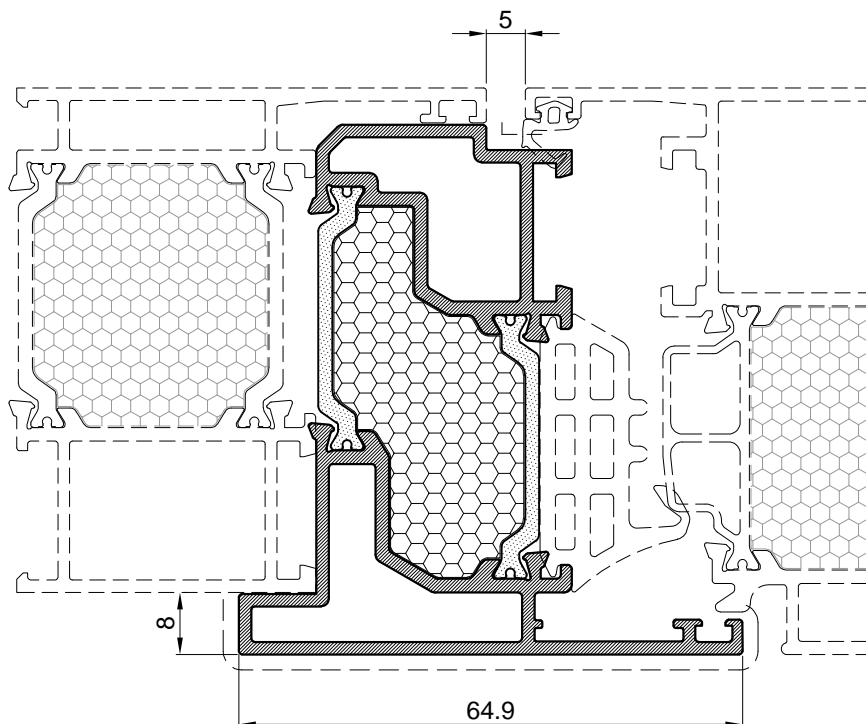
Art.Br. Art.Nr.	FT-1450F	
Težina Weight	kg/m'	1.302
Opseg Perimeter	mm	393
Moment inerције Moments of inertia	I _x (cm ⁴)	17.19
	I _y (cm ⁴)	7.65
	W _x (cm ³)	5.05
	W _y (cm ³)	2.19
L	mm	6500



Profil kombatute (žlijeb 16/9)
Flying mullion (groove 16/9)

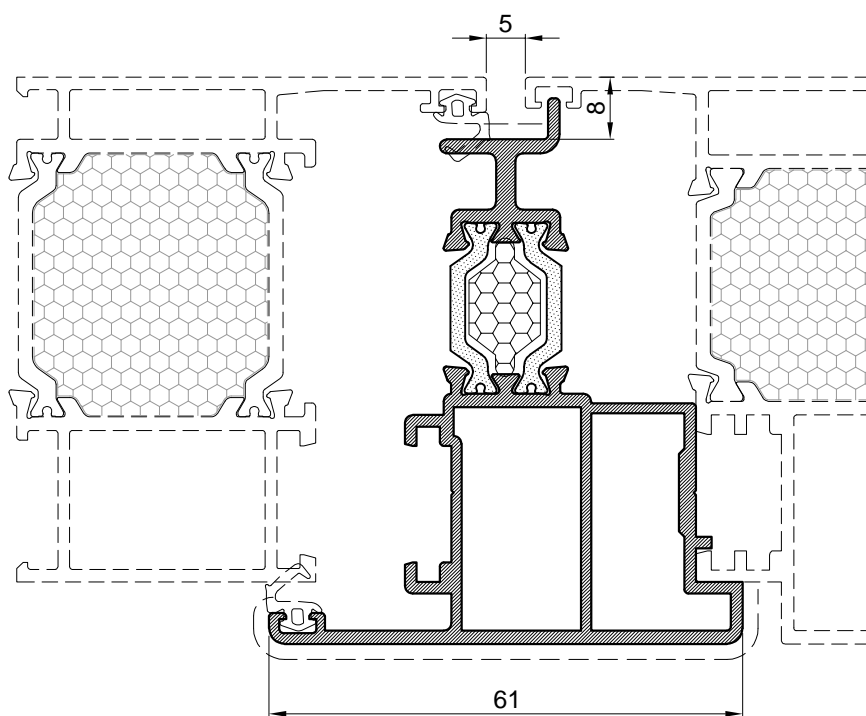
Art.Br. Art.Nr.	FT-1451F	
Težina Weight	kg/m'	1.283
Opseg Perimeter	mm	388.5
Moment inercije Moments of inertia	I _x (cm ⁴)	16.82
	I _y (cm ⁴)	7.66
	W _x (cm ³)	4.99
	W _y (cm ³)	2.18
L	mm	6500

PROFIL BEZ XPS ISPUNE U NAZIVU NEMA NASTAVAK „F”
PROFILE WITHOUT XPS DO NOT HAVE ENDING „F”



Profil komb. (otvaranje vani)
Flying mullion (out. opening)

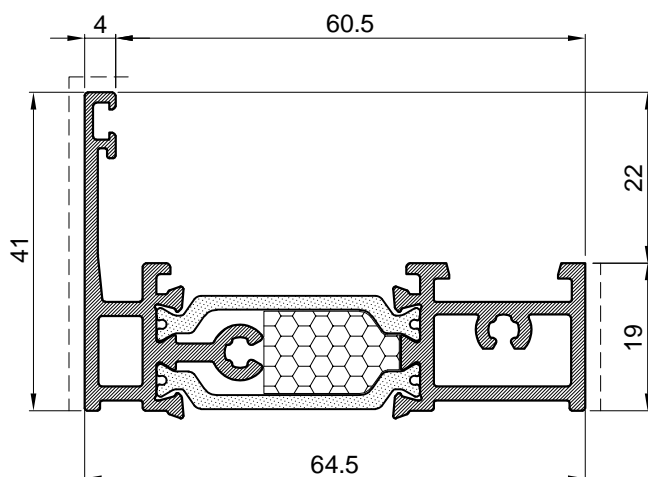
Art.Br. Art.Nr.	FT-1452F	
Težina Weight	kg/m'	1.491
Opseg Perimeter	mm	344
Moment inercije Moments of inertia	Ix (cm4)	22.65
	Iy (cm4)	10.57
	Wx (cm3)	7.70
	Wy (cm3)	2.79
L	mm	6500



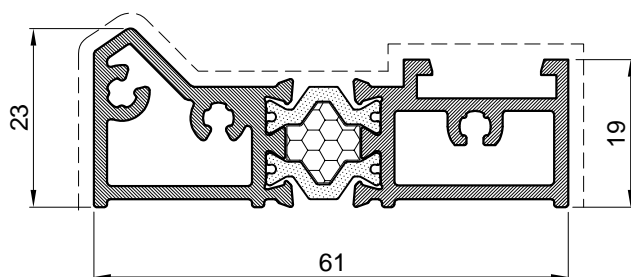
Profil komb. (oko srednje osi)
Flying mullion
(turn around middle axes)

Art.Br. Art.Nr.	FT-0213/AF	
Težina Weight	kg/m'	1.326
Opseg Perimeter	mm	352
Moment inercije Moments of inertia	Ix (cm4)	16.05
	Iy (cm4)	8.53
	Wx (cm3)	4.46
	Wy (cm3)	2.50
L	mm	6500

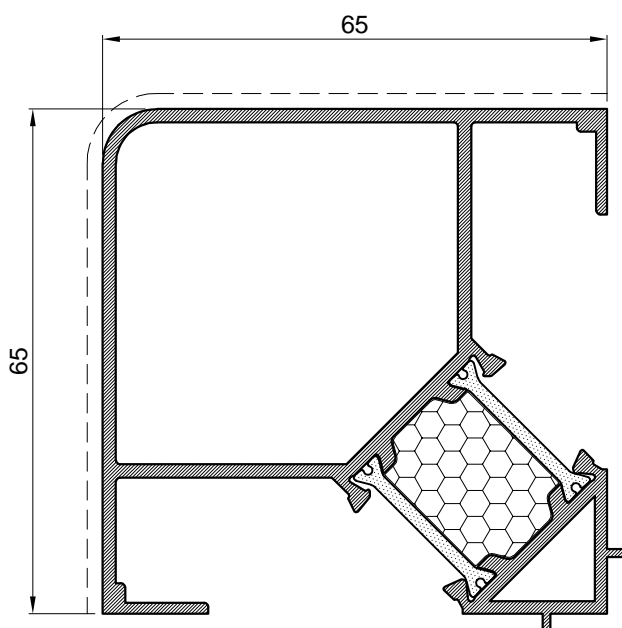
PROFIL BEZ XPS ISPUNE U NAZIVU NEMA NASTAVAK „F”
PROFILE WITHOUT XPS DO NOT HAVE ENDING „F”



Profil praga Threshold profile		
Art.Br. Art.Nr.	FT-1460F	
Težina Weight	kg/m'	1.154
Opseg Perimeter	mm	291
L	mm	6500

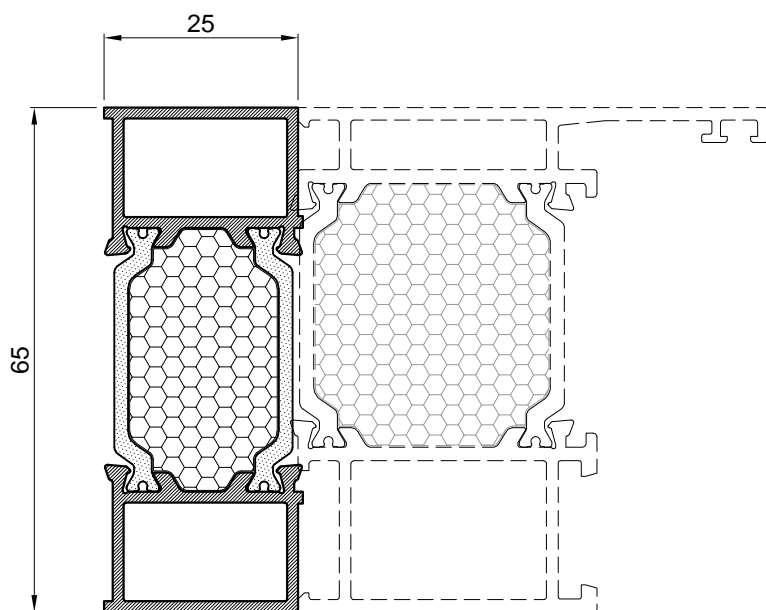


Profil praga Threshold profile		
Art.Br. Art.Nr.	FT-0294F	
Težina Weight	kg/m'	1.136
Opseg Perimeter	mm	206
L	mm	6500



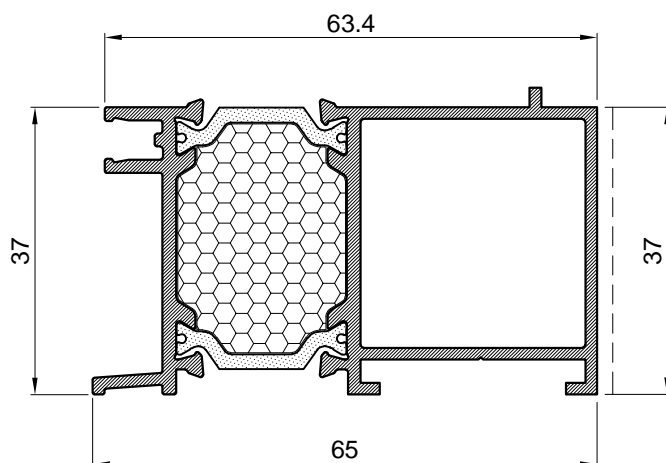
Profil za spoj pod kutem Profile for angle joint		
Art.Br. Art.Nr.	FT-0222F	
Težina Weight	kg/m'	1.604
Opseg Perimeter	mm	382
Moment inercije Moments of inertia	I _x (cm ⁴)	26.13
	I _y (cm ⁴)	28.97
	W _x (cm ³)	8.43
	W _y (cm ³)	8.43
L	mm	6500

PROFIL BEZ XPS ISPUNE U NAZIVU NEMA NASTAVAK „F”
PROFILE WITHOUT XPS DO NOT HAVE ENDING „F”



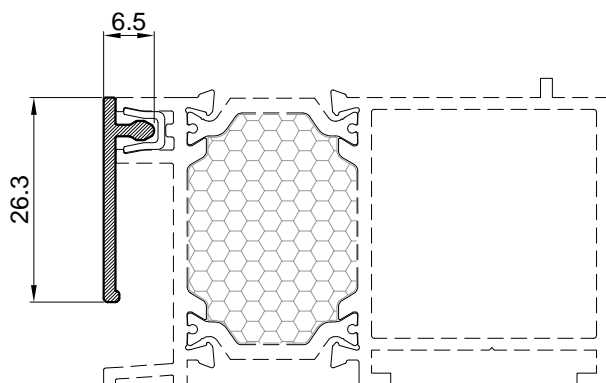
Profil za proširenje rama
Frame extension profile

Art.Br. Art.Nr.	FT-0266F	
Težina Weight	kg/m'	0.907
Opseg Perimeter	mm	196
Moment inercije Moments of inertia	I _x (cm ⁴)	10.08
	I _y (cm ⁴)	2.02
	W _x (cm ³)	4.59
	W _y (cm ³)	1.56
L	mm	6500



Profil za proširenje
Extension profile

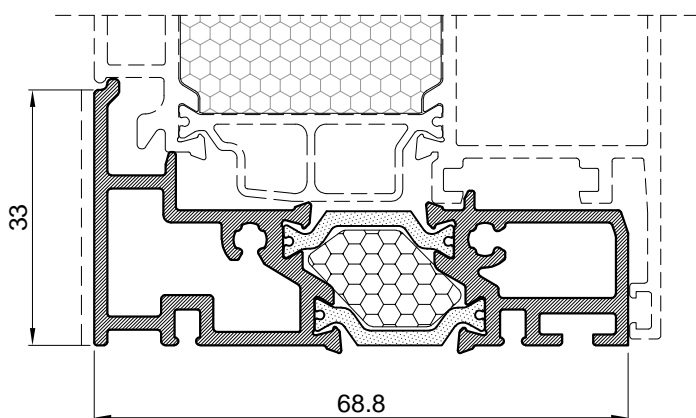
Art.Br. Art.Nr.	FT- 0289F	
Težina Weight	kg/m'	1.149
Opseg Perimeter	mm	271
Moment inercije Moments of inertia	I _x (cm ⁴)	6.57
	I _y (cm ⁴)	16.6
	W _x (cm ³)	3.28
	W _y (cm ³)	4.97
L	mm	6500



Profil maska
Profile mask

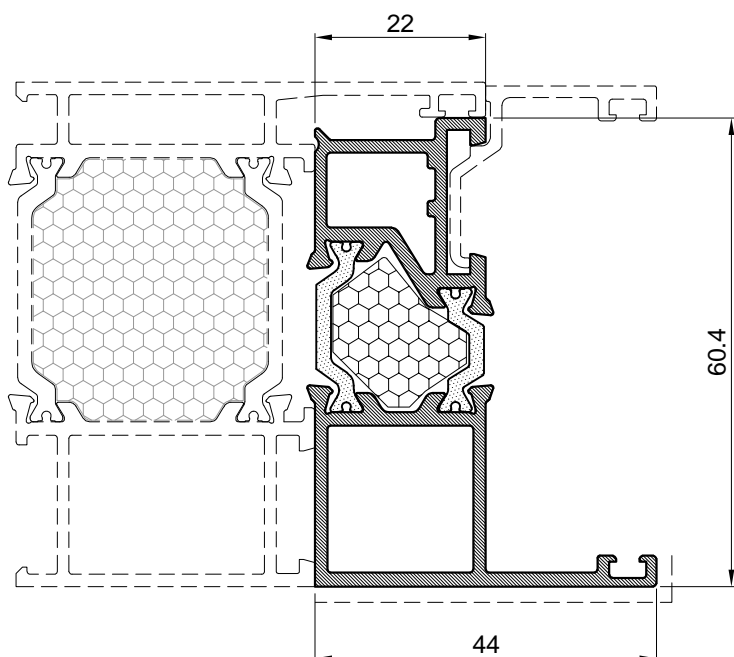
Art.Br. Art.Nr.	F-1552	
Težina Weight	kg/m'	0.133
Opseg Perimeter	mm	66
L	mm	6500

PROFIL BEZ XPS ISPUNE U NAZIVU NEMA NASTAVAK „F”
PROFILE WITHOUT XPS DO NOT HAVE ENDING „F”



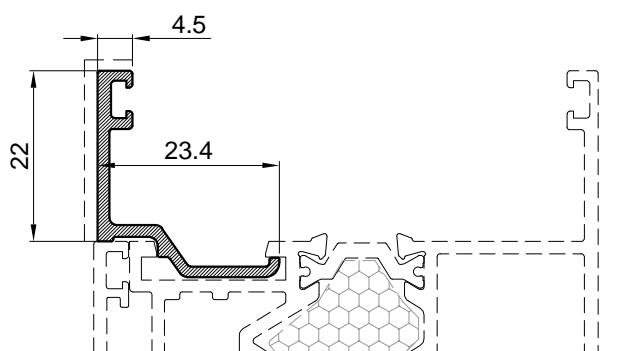
Profil za krilo vrata bez praga
Profile for door leaf without threshold

Art.Br. Art.Nr.	FT-0288F	
Težina Weight	kg/m'	1.255
Opseg Perimeter	mm	265
Moment inercije Moments of inertia	Ix (cm4)	2.48
	Iy (cm4)	16.26
	Wx (cm3)	1.05
	Wy (cm3)	4.38
L	mm	6500



Profil za ostakljivanje s
vanjske strane
Glazing profile from the outside

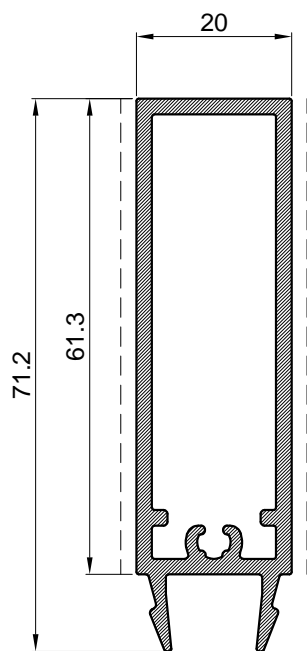
Art.Br. Art.Nr.	FT-0293F	
Težina Weight	kg/m'	1.118
Opseg Perimeter	mm	247
Moment inercije Moments of inertia	Ix (cm4)	11.63
	Iy (cm4)	4.04
	Wx (cm3)	4.63
	Wy (cm3)	1.34
L	mm	6500



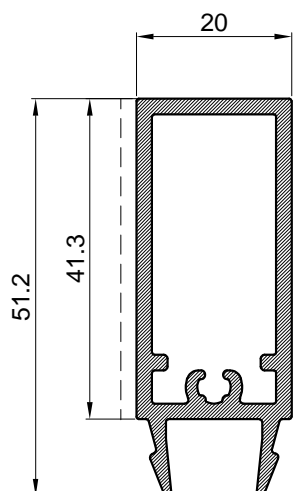
Profil za ostakljivanje s
vanjske strane
Glazing profile from the outside

Art.Br. Art.Nr.	NP-4822	
Težina Weight	kg/m'	0.218
Opseg Perimeter	mm	134
L	mm	6500

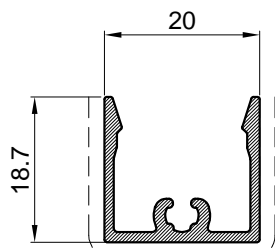
PROFIL BEZ XPS ISPUNE U NAZIVU NEMA NASTAVAK „F”
PROFILE WITHOUT XPS DO NOT HAVE ENDING „F”



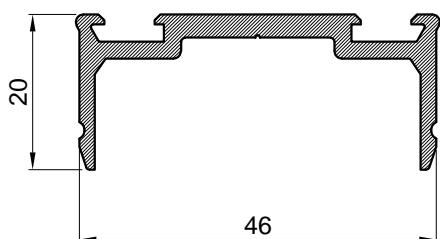
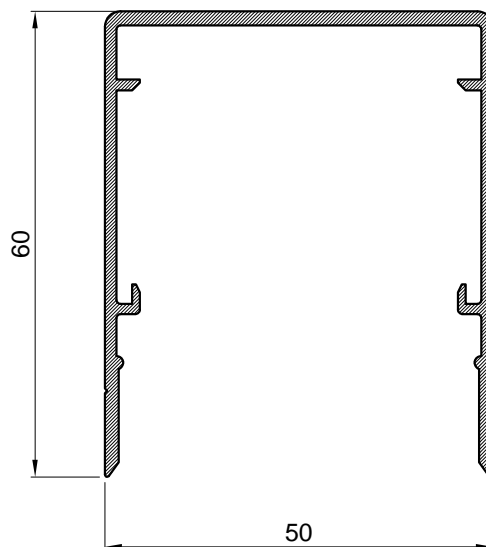
Profil ojačanja prečke Window crossbar reinforcement		
Art.Br. Art.Nr.	NP- 4183	
Težina Weight	kg/m'	0.990
Opseg Perimeter	mm	200
Moment inercije Moments of inertia	Ix (cm4)	18.21
	Iy (cm4)	2.34
	Wx (cm3)	5.11
	Wy (cm3)	2.34
L	mm	6500



Profil ojačanja prečke Window crossbar reinforcement		
Art.Br. Art.Nr.	F- 1634	
Težina Weight	kg/m'	0.774
Opseg Perimeter	mm	159.9
Moment inercije Moments of inertia	Ix (cm4)	7,06
	Iy (cm4)	1,69
	Wx (cm3)	2,69
	Wy (cm3)	1,69
L	mm	6500

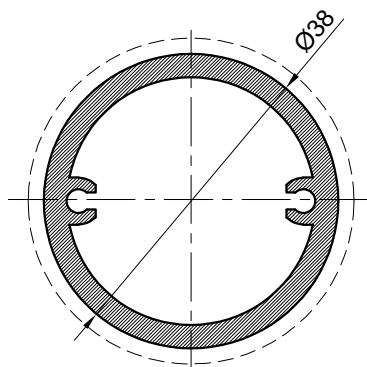
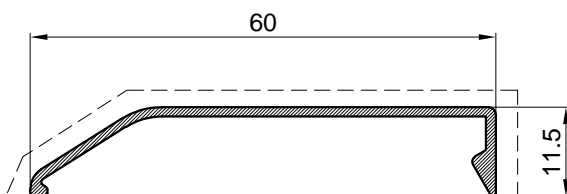
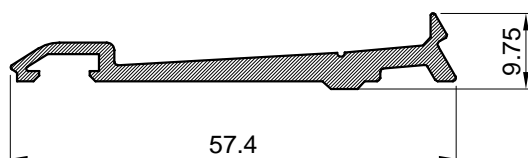
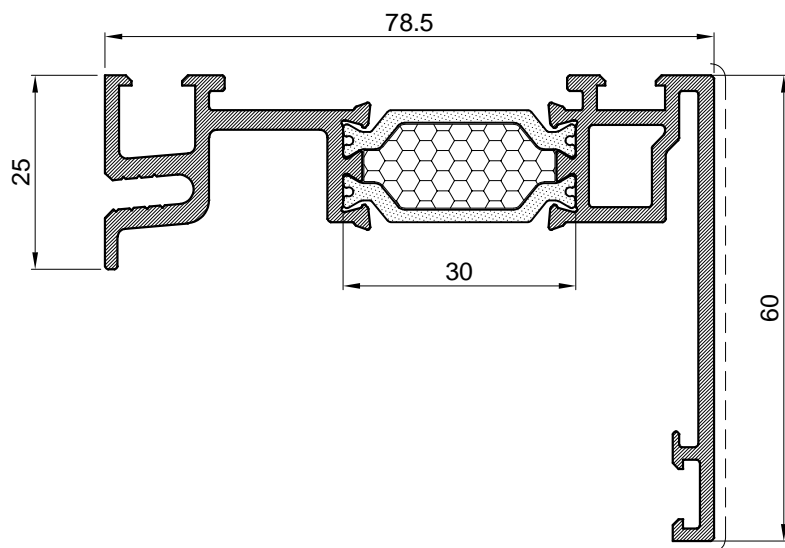


Maska profila ojačanja Reinforcement profile mask		
Art.Br. Art.Nr.	NP-4184	
Težina Weight	kg/m'	0.243
Opseg Perimeter	mm	129
L	mm	6500



Profil ojačanja Reinforcement profile		
Art.Br. Art.Nr.	FMO 50/20D	
Težina Weight	kg/m'	0.558
Opseg Perimeter	mm	185
L	mm	6500

Profil ojačanja Reinforcement profile		
Art.Br. Art.Nr.	FMO 50/61	
Težina Weight	kg/m'	0.785
Opseg Perimeter	mm	365
L	mm	6500

Profil za ugradnju
Installation profile

Art.Br. Art.Nr.	F-0242F	
Težina Weight	kg/m'	1.489
Opseg Perimeter	mm	438
L	mm	6500

Profil za ugradnju
Installation profile

Art.Br. Art.Nr.	F-1190	
Težina Weight	kg/m'	0.461
Opseg Perimeter	mm	145
L	mm	6500

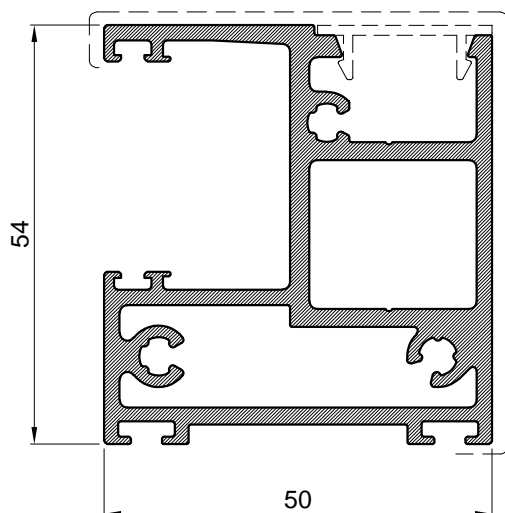
Profil za ugradnju
Installation profile

Art.Br. Art.Nr.	FM-072	
Težina Weight	kg/m'	0.258
Opseg Perimeter	mm	152
L	mm	6500

Profil rukohvata vrata
Door handle profile

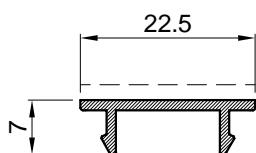
Art.Br. Art.Nr.	F-0829	
Težina Weight	kg/m'	0.953
Opseg Perimeter	mm	119
L	mm	6500

PROFIL BEZ XPS ISPUNE U NAZIVU NEMA NASTAVAK „F”
PROFILE WITHOUT XPS DO NOT HAVE ENDING „F”



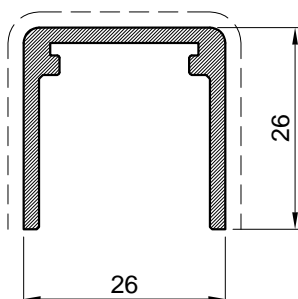
Profil francuskog balkona
French balcony profile

Art.Br. Art.Nr.	F-1569	
Težina Weight	kg/m'	1.78
Opseg Perimeter	mm	357
L	mm	6500



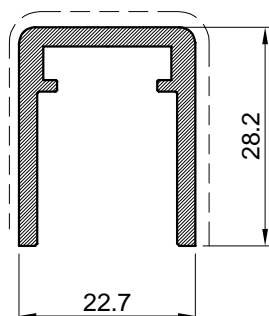
Pokrivni profil
Cover profile

Art.Br. Art.Nr.	F-0826	
Težina Weight	kg/m'	0.117
Opseg Perimeter	mm	70
L	mm	6500



Profil rukovata za 1010.4
Handrail profile for 1010.4

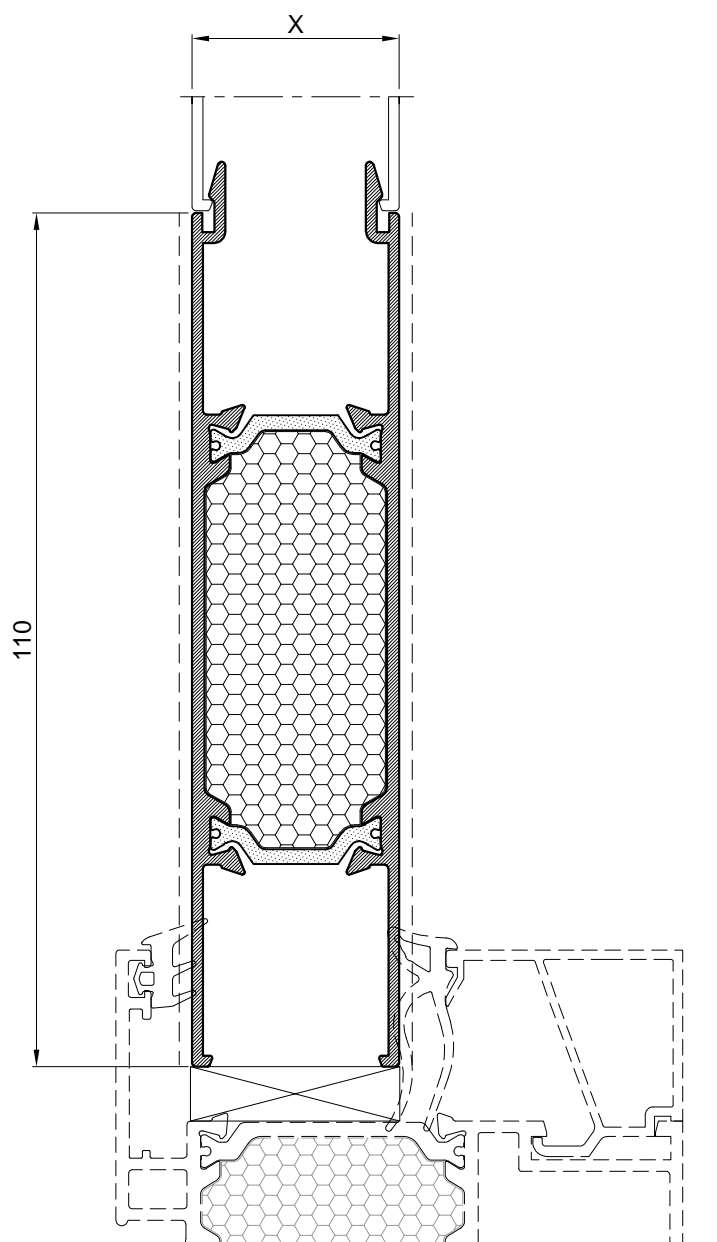
Art.Br. Art.Nr.	F-1437	
Težina Weight	kg/m'	0.444
Opseg Perimeter	mm	154
L	mm	6500



Profil rukovata za 88.4
Handrail profile for 88.4

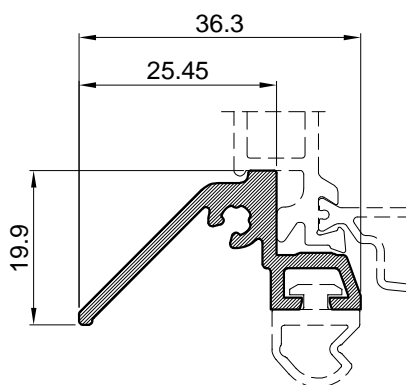
Art.Br. Art.Nr.	F-1490	
Težina Weight	kg/m'	0.512
Opseg Perimeter	mm	158
L	mm	6500

PROFIL ISPUNE U OVISNOSTI O ŠIRINI POLIAMIDA
INSULATION PROFILE IN DEPENDING ON THE WIDTH POLYAMIDE

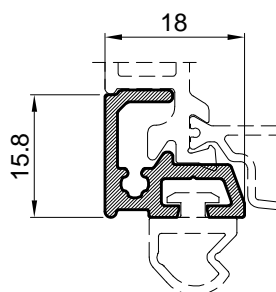


PROFIL PROFILE	FT-0142-44F	FT-0142-39F	FT-0142-35F	FT-0142-33F	FT-0142-27F	FT-0142
ŠIRINA /mm/ WIDTH/mm/	43.7	38.7	34.7	32.7	26.7	19.5
TEŽINA /kg/m/ WEIGHT/kg/m/	1.453	1.437	1.423	1.413	1.372	1.280
POLIAMID POLYAMIDE /mm/	39	34	30	28	22	14.8
LAJSNA GLAZING BEAD	Z40-665 (15.5 mm)	Z40-666 (20.5 mm)	Z40-667 (25.5 mm)	Z40-667 (25.5 mm)	Z40-668 (30.5 mm)	Z40-670 (40.5 mm)
BRTVE GASKET	321.002 i 311.004	321.002 i 311.004	321.002 i 311.004	321.003 i 311.004	321.003 i 311.004	321.002 i 311.004

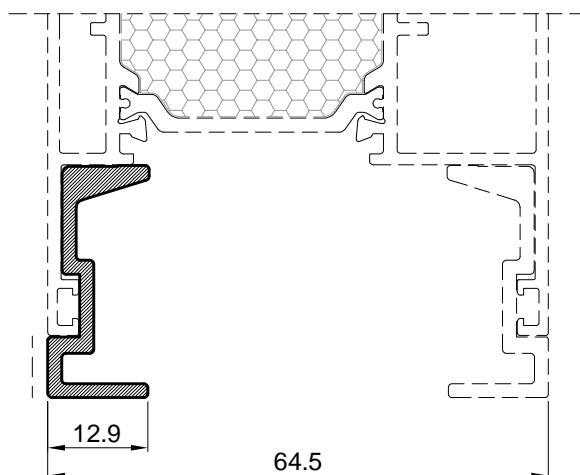
PROFIL BEZ XPS ISPUNE U NAZIVU NEMA NASTAVAK „F”
PROFILE WITHOUT XPS DO NOT HAVE ENDING „F”



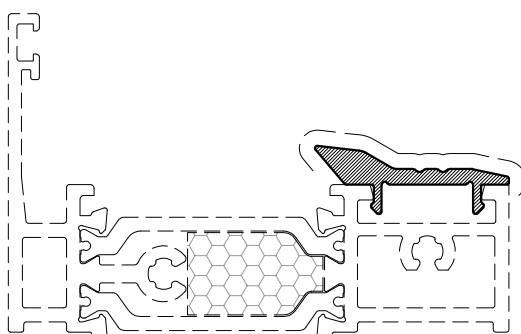
Profil okapnice Drip cap profile		
Art.Br. Art.Nr.	F-1567	
Težina Weight	kg/m'	0.397
Opseg Perimeter	mm	145.5
L	mm	6500



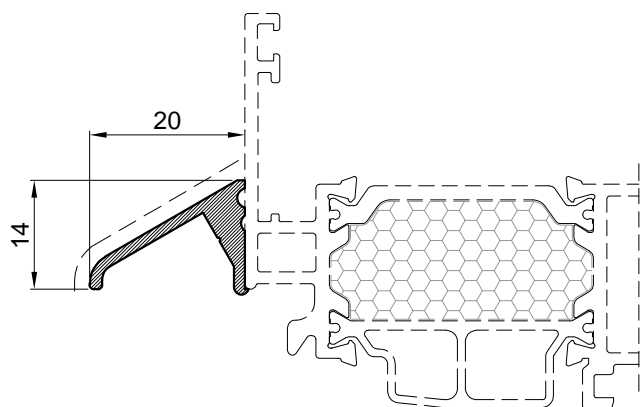
Profil okapnice Drip cap profile		
Art.Br. Art.Nr.	F-1780	
Težina Weight	kg/m'	0.253
Opseg Perimeter	mm	111
L	mm	6500



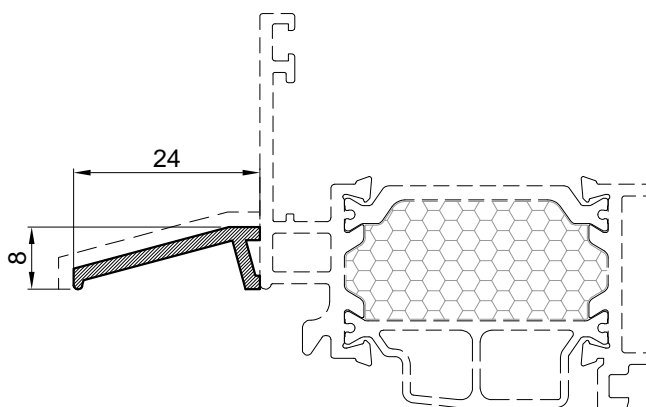
Profil profile		
Art.Br. Art.Nr.	F-1408	
Težina Weight	kg/m'	0.312
Opseg Perimeter	mm	112
L	mm	6500



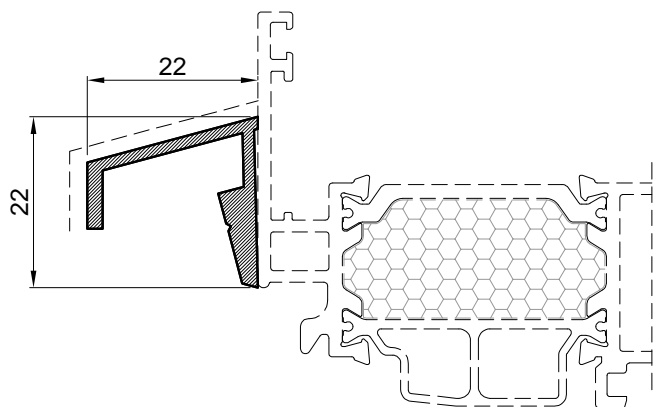
Profil maske praga Threshold mask profile		
Art.Br. Art.Nr.	F-1589	
Težina Weight	kg/m'	0.179
Opseg Perimeter	mm	69.9
L	mm	6500



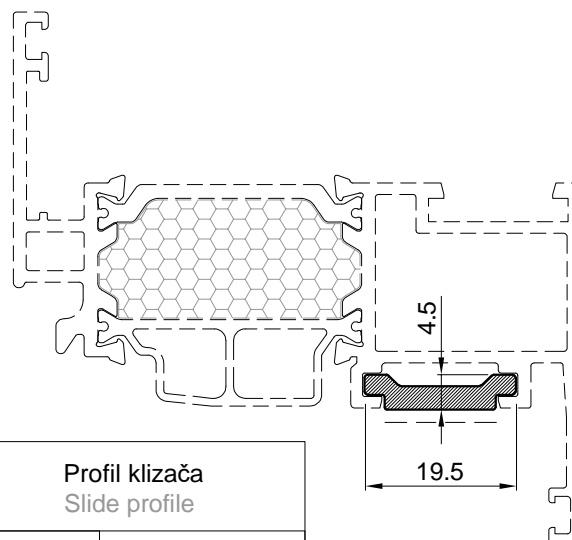
Profil okapnice Drip cap profile		
Art.Br. Art.Nr.	Z40-657	
Težina Weight	kg/m'	0.186
Opseg Perimeter	mm	73
L	mm	6500



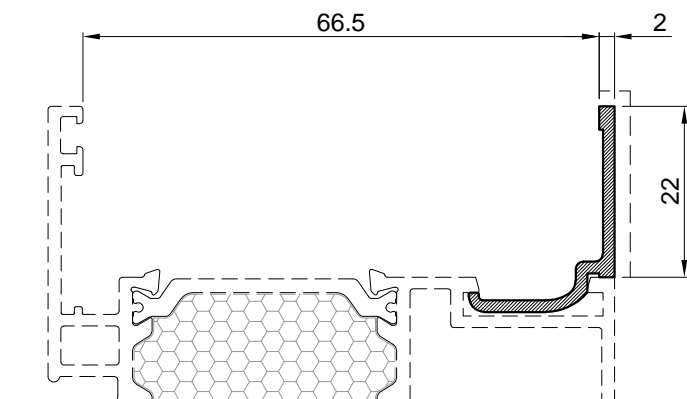
Profil okapnice Drip cap profile		
Art.Br. Art.Nr.	F-0228	
Težina Weight	kg/m'	0.153
Opseg Perimeter	mm	68
L	mm	6500



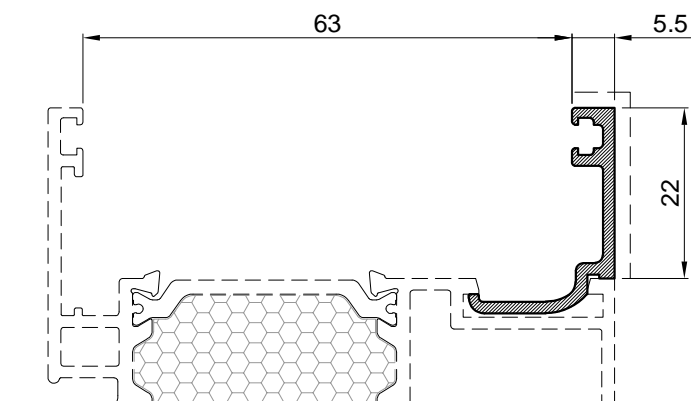
Profil okapnice Drip cap profile		
Art.Br. Art.Nr.	060 350	
Težina Weight	kg/m'	0.275
Opseg Perimeter	mm	107
L	mm	6500



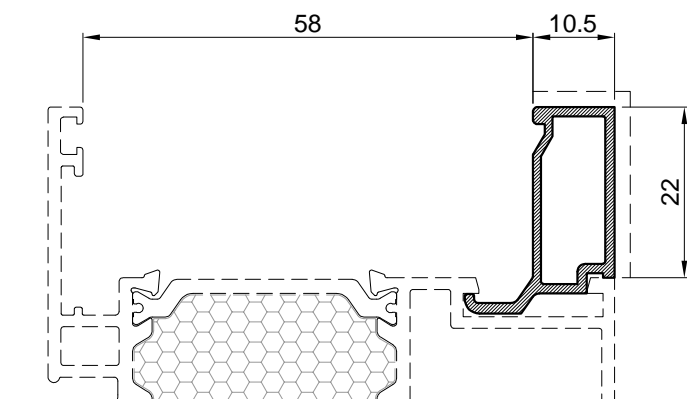
Profil klizača Slide profile		
Art.Br. Art.Nr.	NC-1459	
Težina Weight	kg/m'	0.161
Opseg Perimeter	mm	48
L	mm	6500



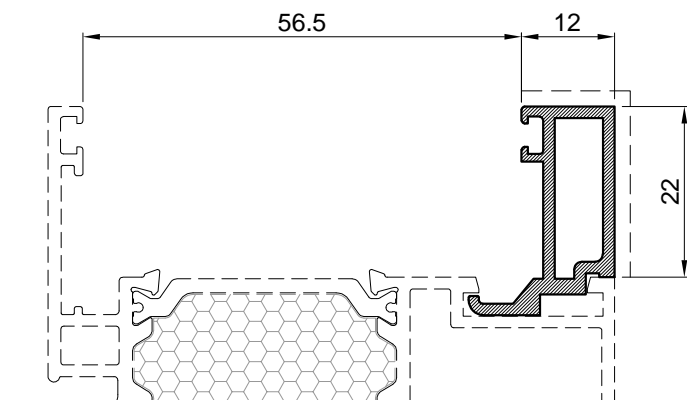
Staklo lajsna Glazing bead		
Art.Br. Art.Nr.	Z40-660	
Težina Weight	kg/m'	0.179
Opseg Perimeter	mm	89
L	mm	6500



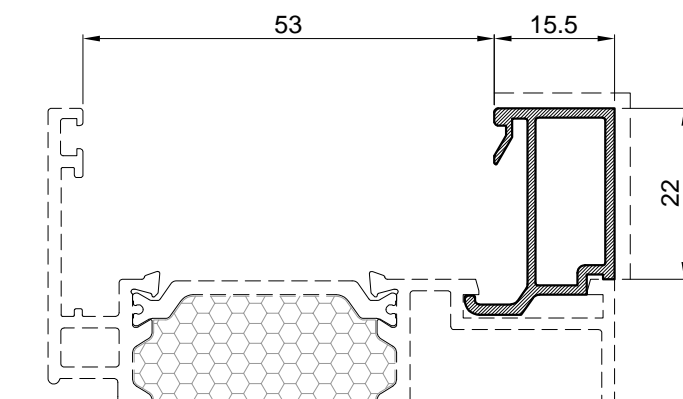
Staklo lajsna Glazing bead		
Art.Br. Art.Nr.	Z40-656	
Težina Weight	kg/m'	0.215
Opseg Perimeter	mm	107
L	mm	6500



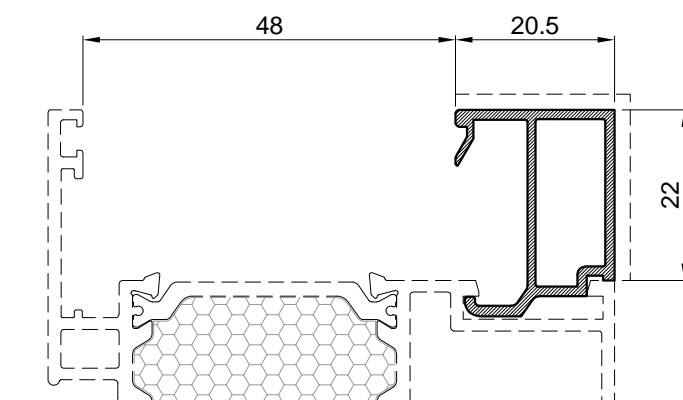
Staklo lajsna Glazing bead		
Art.Br. Art.Nr.	Z40-664	
Težina Weight	kg/m'	0.243
Opseg Perimeter	mm	93
L	mm	6500



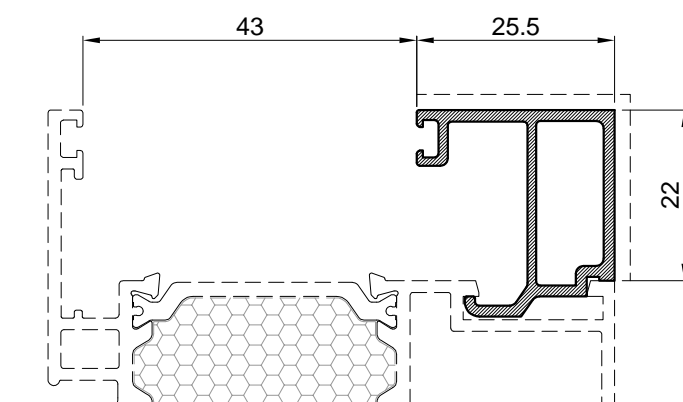
Staklo lajsna Glazing bead		
Art.Br. Art.Nr.	F-0784	
Težina Weight	kg/m'	0.330
Opseg Perimeter	mm	105
L	mm	6500



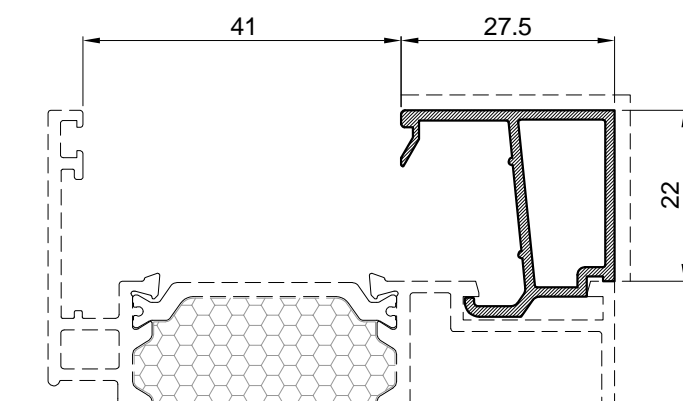
Staklo lajsna Glazing bead		
Art.Br. Art.Nr.	Z40-665	
Težina Weight	kg/m'	0.272
Opseg Perimeter	mm	112
L	mm	6500



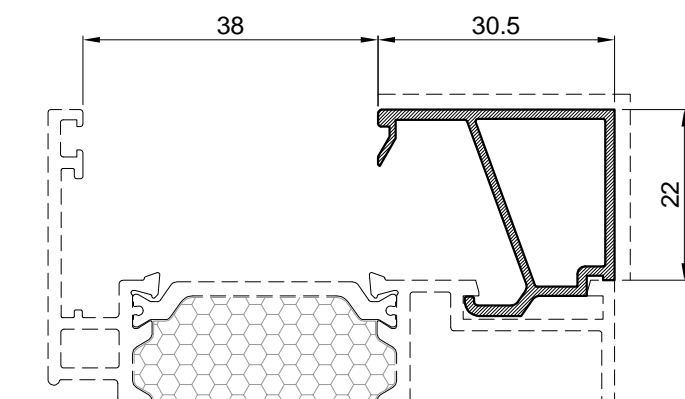
Staklo lajsna Glazing bead		
Art.Br. Art.Nr.	Z40-666	
Težina Weight	kg/m'	0.289
Opseg Perimeter	mm	122
L	mm	6500



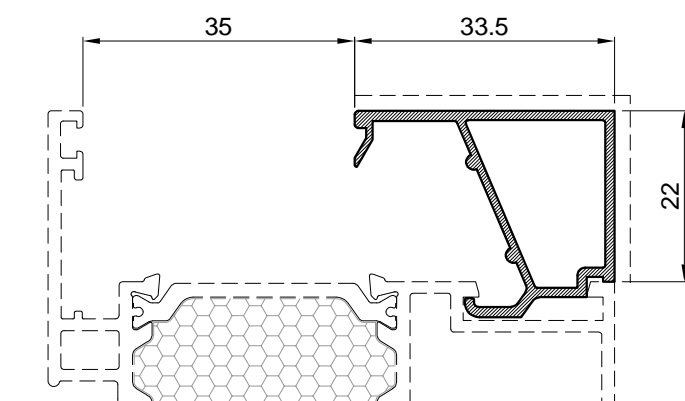
Staklo lajsna Glazing bead		
Art.Br. Art.Nr.	Z40-667	
Težina Weight	kg/m'	0.358
Opseg Perimeter	mm	139
L	mm	6500



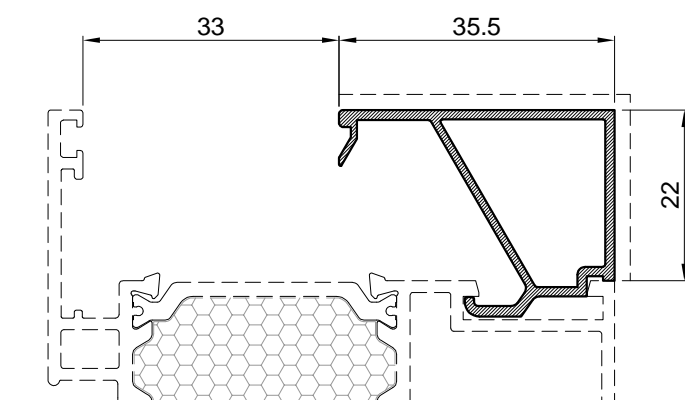
Staklo lajsna Glazing bead		
Art.Br. Art.Nr.	F-1575	
Težina Weight	kg/m'	0.327
Opseg Perimeter	mm	133.4
L	mm	6500



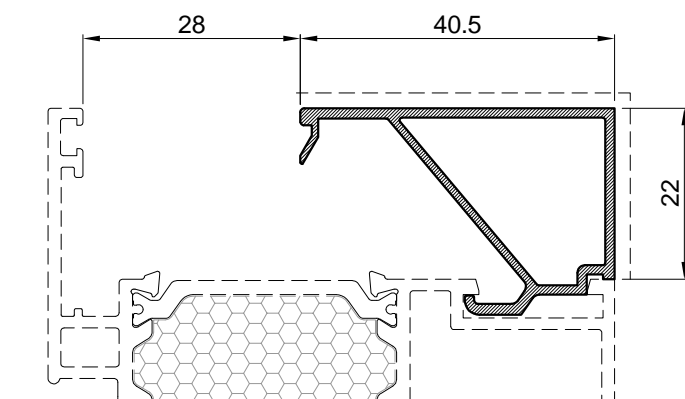
Staklo lajsna Glazing bead		
Art.Br. Art.Nr.	Z40-668	
Težina Weight	kg/m'	0.326
Opseg Perimeter	mm	135
L	mm	6500



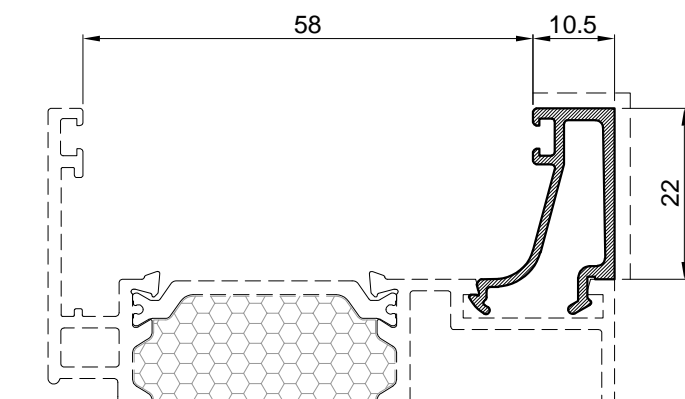
Staklo lajsna Glazing bead		
Art.Br. Art.Nr.	F-1590	
Težina Weight	kg/m'	0.346
Opseg Perimeter	mm	142.75
L	mm	6500



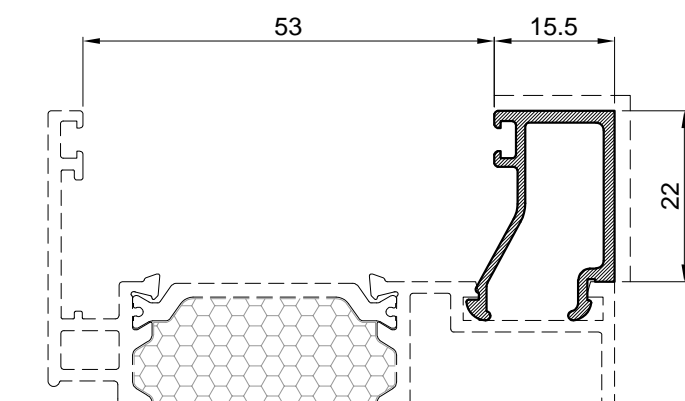
Staklo lajsna Glazing bead		
Art.Br. Art.Nr.	Z40-669	
Težina Weight	kg/m'	0.347
Opseg Perimeter	mm	143
L	mm	6500



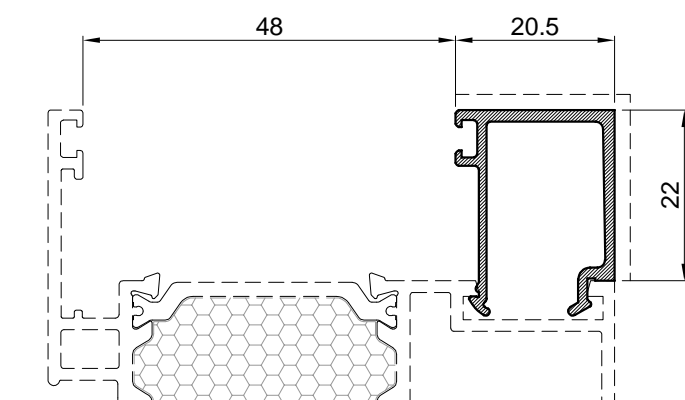
Staklo lajsna Glazing bead		
Art.Br. Art.Nr.	Z40-670	
Težina Weight	kg/m'	0.373
Opseg Perimeter	mm	150
L	mm	6500



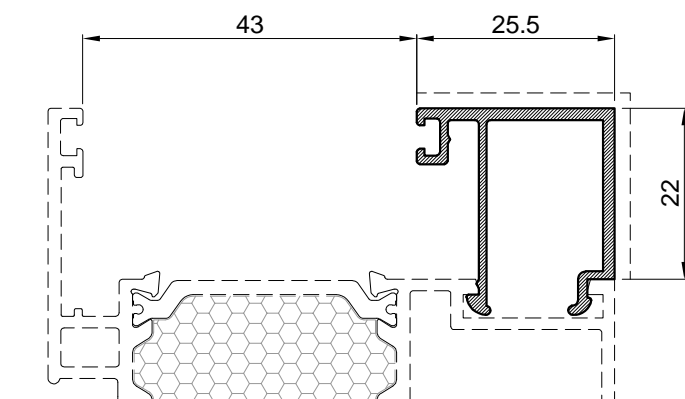
Staklo lajsna Glazing bead		
Art.Br. Art.Nr.	Z40-636	
Težina Weight	kg/m'	0.261
Opseg Perimeter	mm	151
L	mm	6500



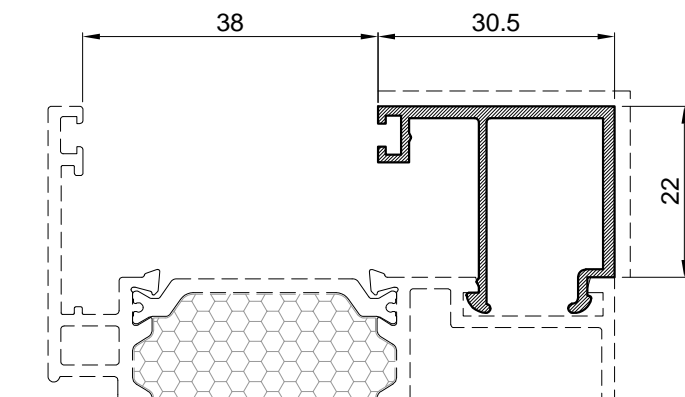
Staklo lajsna Glazing bead		
Art.Br. Art.Nr.	M45-709	
Težina Weight	kg/m'	0.270
Opseg Perimeter	mm	156
L	mm	6500



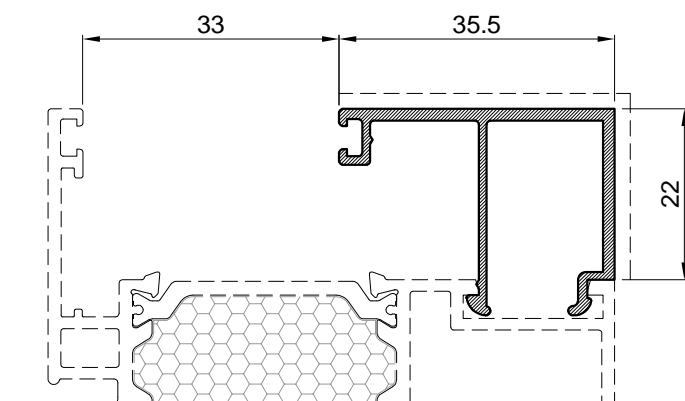
Staklo lajsna Glazing bead		
Art.Br. Art.Nr.	Z40-644	
Težina Weight	kg/m'	0.275
Opseg Perimeter	mm	162
L	mm	6500



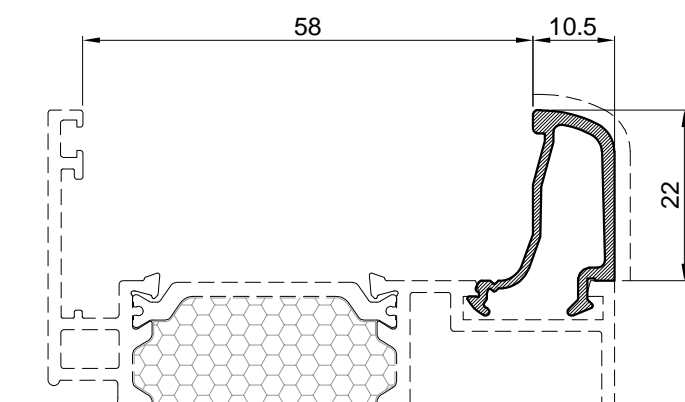
Staklo lajsna Glazing bead		
Art.Br. Art.Nr.	Z40-658	
Težina Weight	kg/m'	0.318
Opseg Perimeter	mm	184
L	mm	6500



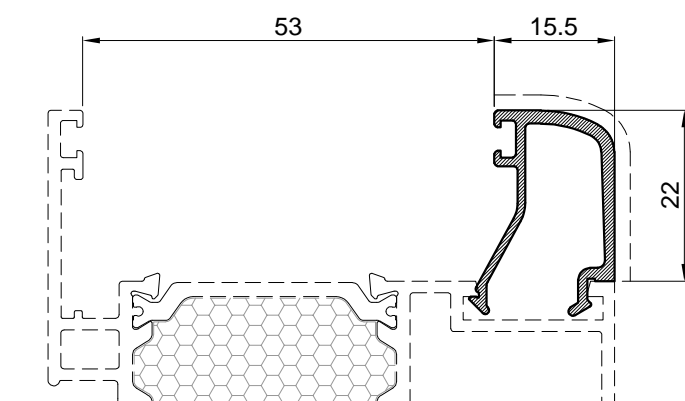
Staklo lajsna Glazing bead		
Art.Br. Art.Nr.	Z40-653	
Težina Weight	kg/m'	0.348
Opseg Perimeter	mm	196
L	mm	6500



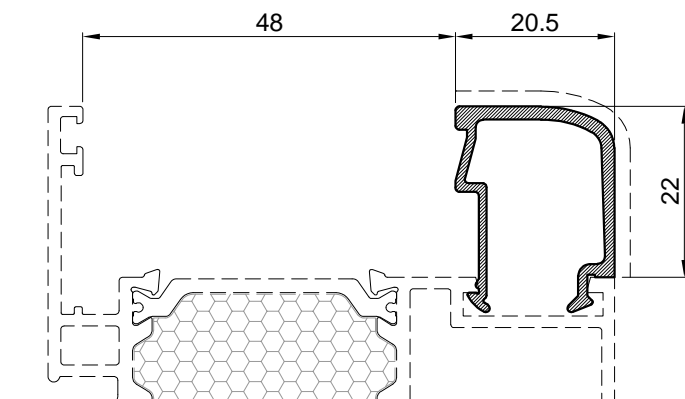
Staklo lajsna Glazing bead		
Art.Br. Art.Nr.	Z40-659	
Težina Weight	kg/m'	0.359
Opseg Perimeter	mm	204
L	mm	6500



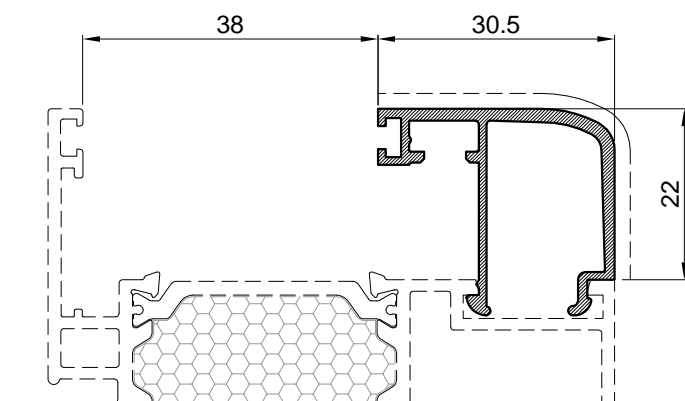
Staklo lajsna Glazing bead		
Art.Br. Art.Nr.	Z40-647	
Težina Weight	kg/m'	0.226
Opseg Perimeter	mm	138
L	mm	6500



Staklo lajsna Glazing bead		
Art.Br. Art.Nr.	M45-740	
Težina Weight	kg/m'	0.258
Opseg Perimeter	mm	148
L	mm	6500



Staklo lajsna Glazing bead		
Art.Br. Art.Nr.	Z40-646	
Težina Weight	kg/m'	0.286
Opseg Perimeter	mm	154
L	mm	6500

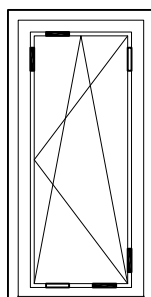
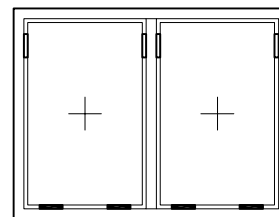
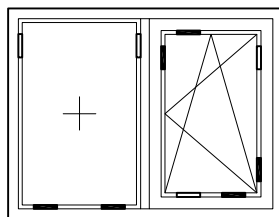
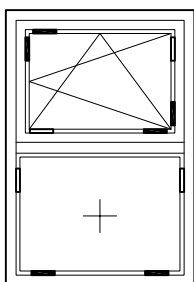
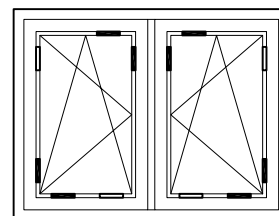
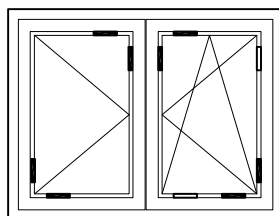
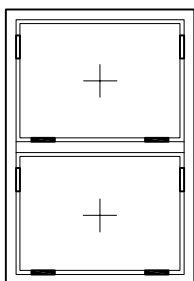
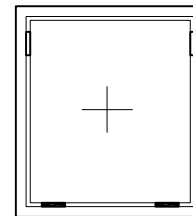
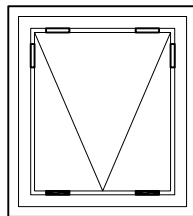
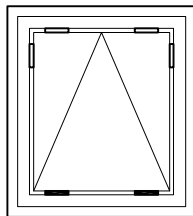
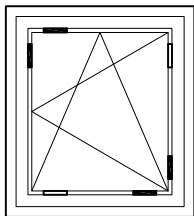




Staklo lajsna Glazing bead		
Art.Br. Art.Nr.	Z40-653/B	
Težina Weight	kg/m'	0.347
Opseg Perimeter	mm	197
L	mm	6500

Prikaz stakljenja

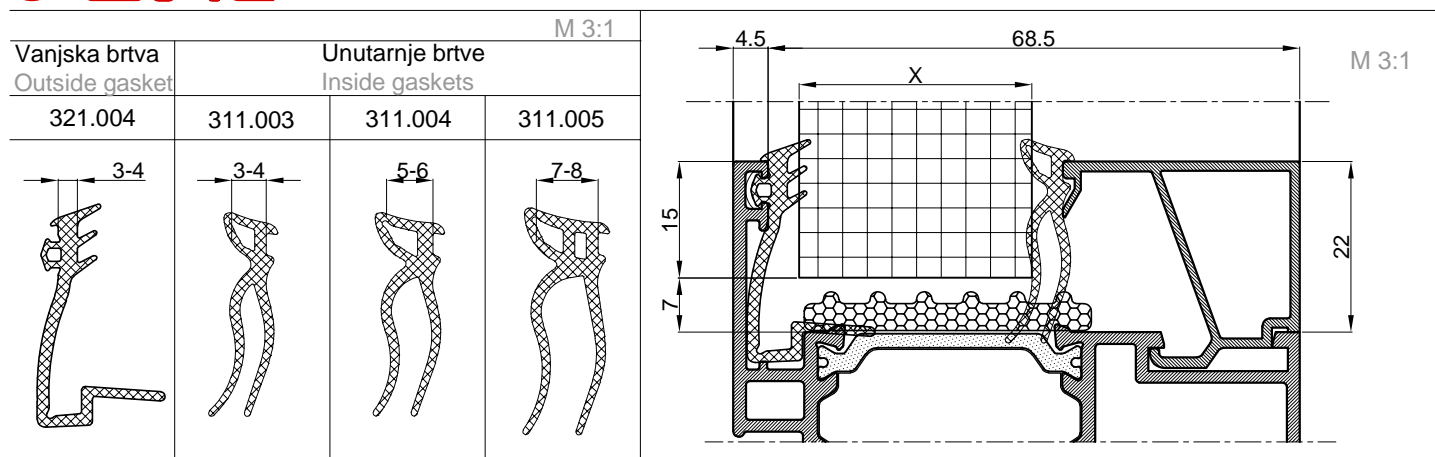
Glazing

PREPORUKE ZA RASPORED PODMETAČA KOD UGRADNJE ELEMENATA ZA ISPUNU RECOMMENDATION FOR PACKERS PLACEMENT BY INSTALLATION OF FILLINGS



-  nosivi podmetač
support packer
-  odstojni podmetač
distance packer

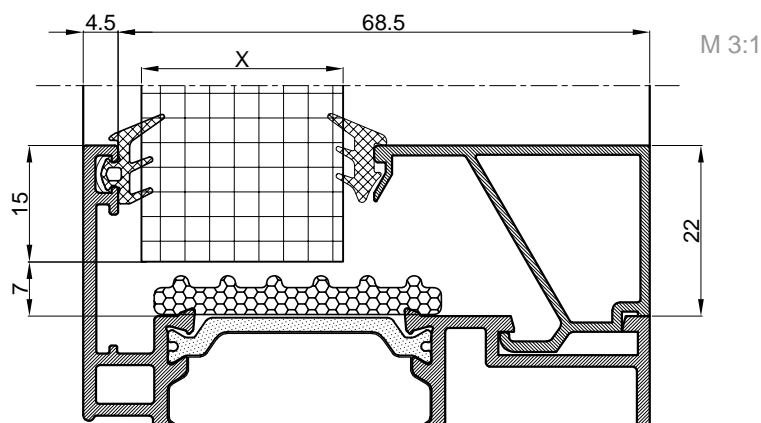
Materijal podmetača: PVC
Material packers: PVC



Ispuna X Fillings X	Vanjska brtva Exterior gasket	Unutarnja brtva Interior gasket	STAKLO LAJSNE GLAZING BEAD		
16-17	321.004	311.005			
18-19	321.004	311.004			
20	321.004	311.003			Z40-670
21-22	321.004	311.005			
23-24	321.004	311.004			
25	321.004	311.003	Z40-659		Z40-669
23-24	321.004	311.005			
25-26	321.004	311.004			
27	321.004	311.003			F-1590
26-27	321.004	311.005			
28-29	321.004	311.004			
30	321.004	311.003	Z40-653	Z40-653/B	Z40-668
29-30	321.004	311.005			
31-32	321.004	311.004			F-1575
33	321.004	311.003			
31-32	321.004	311.005			
33-34	321.004	311.004			
35	321.004	311.003	Z40-658		Z40-667
36-37	321.004	311.005			
38-39	321.004	311.004			
40	321.004	311.003	Z40-644	Z40-646	Z40-666
41-42	321.004	311.005			
43-44	321.004	311.004			
45	321.004	311.003	Z40-709	Z40-740	Z40-665
45-46	321.004	311.005			
47-48	321.004	311.004			
49	321.004	311.003	Z40-636		F-0784
46-47	321.004	311.005			
48-49	321.004	311.004			
50	321.004	311.003	Z40-636	Z40-647	Z40-664
51-52	321.004	311.005			
53-54	321.004	311.004			
55	321.004	311.003	Z40-656		
55-56	321.004	311.005			
57-58	321.004	311.004			
59	321.004	311.003	Z40-660		

M 3:1

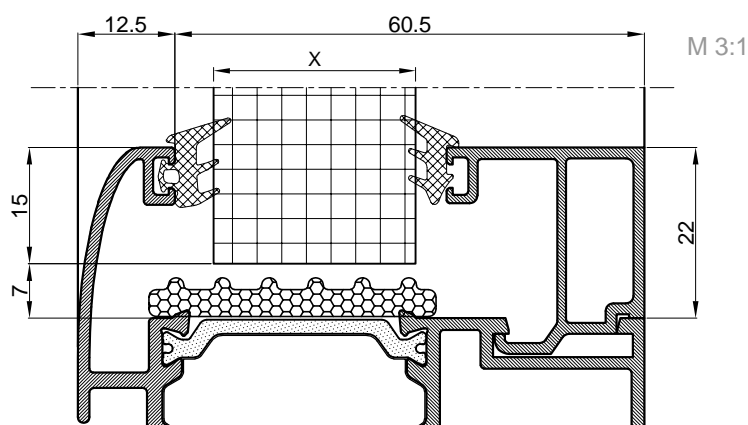
Vanjske brtve Exterior gaskets		Unutarnja brtva Interior gasket
321.003 (Z113)	321.002 (Z111)	311.002 (918)



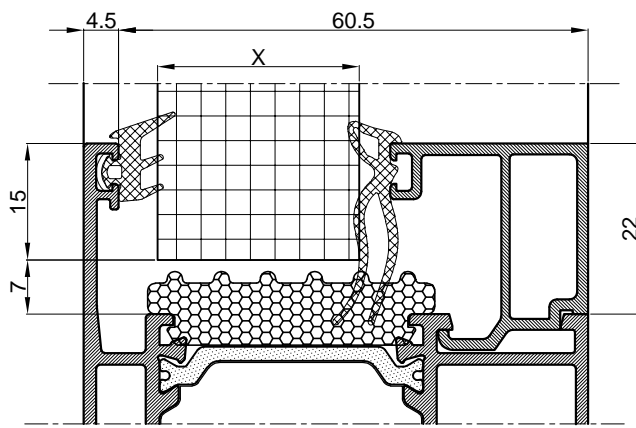
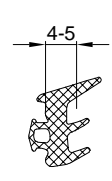


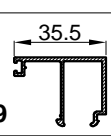
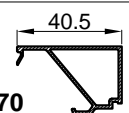
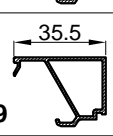
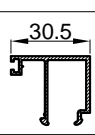
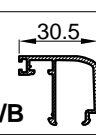
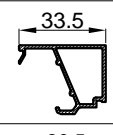
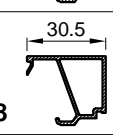
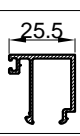

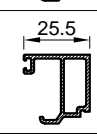
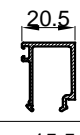
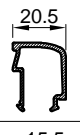
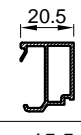
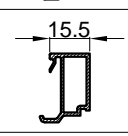
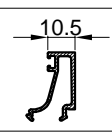
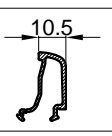
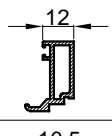
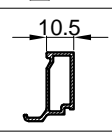

Ispuna X Fillings X	Vanjska brtva Exterior gasket	Unutarnja brtva Interior gasket	STAKLO LAJSNE GLAZING BEAD		
19-20	321.003	311.002			
20-21	321.002	311.002			
24-25	321.003	311.002			
25-26	321.002	311.002			
26-27	321.003	311.002			
27-28	321.002	311.002			
29-30	321.003	311.002			
30-31	321.002	311.002			
32-33	321.003	311.002			
33-34	321.002	311.002			
34-35	321.003	311.002			
35-36	321.002	311.002			
39-40	321.003	311.002			
40-41	321.002	311.002			
44-45	321.003	311.002			
45-46	321.002	311.002			
48	321.003	311.002			
49	321.002	311.002			
49-50	321.003	311.002			
50-51	321.002	311.002			
54-55	321.003	311.002			
55-56	321.002	311.002			
58	321.003	311.002			
59	321.002	311.002			

M 3:1

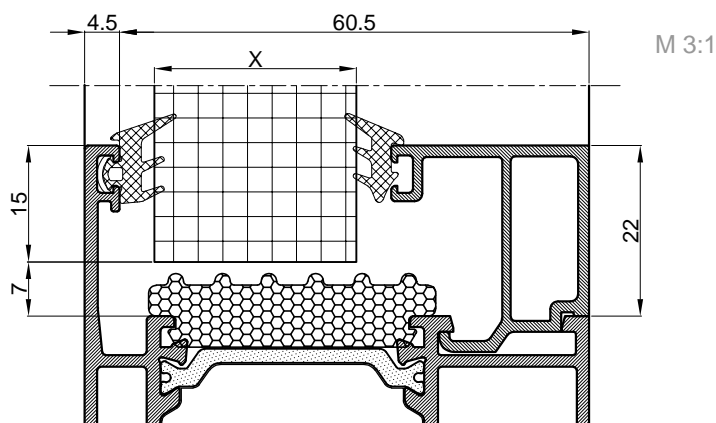
Vanjske brtve Exterior gaskets		Unutarnja brtva Interior gasket
321.003 (Z113)	321.002 (Z111)	311.002 (918)



Ispuna X Fillings X	Vanjska brtva Exterior gasket	Unutarnja brtva Interior gasket	STAKLO LAJSNE GLAZING BEAD		
11-12	321.003	311.002			
12-13	321.002	311.002			
16-17	321.003	311.002			
17-18	321.002	311.002			
18-19	321.003	311.002			
19-20	321.002	311.002			
21-22	321.003	311.002			
22-23	321.002	311.002			
24-25	321.003	311.002			
25-26	321.002	311.002			
26-27	321.003	311.002			
27-28	321.002	311.002			
31-32	321.003	311.002			
32-33	321.002	311.002			
36-37	321.003	311.002			
37-38	321.002	311.002			
40	321.003	311.002			
41	321.002	311.002			
41-42	321.003	311.002			
42-43	321.002	311.002			
46-47	321.003	311.002			
47-48	321.002	311.002			
50	321.003	311.002			
51	321.002	311.002			

M 3:1			M 3:1		
Vanjska brtva Exterior gasket	Unutarnje brtve Inside gaskets				
321.003 (Z113)	311.003	311.004			
					
Ispuna X Fillings X	Vanjska brtva Exterior gasket	Unutarnja brtva Interior gasket	STAKLO LAJSNE GLAZING BEAD		
9-10	321.003	311.004			
11-12	321.003	311.003			Z40-670
14-15	321.003	311.004			
16-17	321.003	311.003			Z40-669
16-17	321.003	311.004			
18-19	321.003	311.003			F-1590
19-20	321.003	311.004			
21-22	321.003	311.003			Z40-668
22-23	321.003	311.004			
24-25	321.003	311.003			F-1575
24-25	321.003	311.004			
26-27	321.003	311.003			Z40-667
29-30	321.003	311.004			
31-32	321.003	311.003			Z40-666
34-35	321.003	311.004			
36-37	321.003	311.003			Z40-665
38-39	321.003	311.004			
40-41	321.003	311.003			F-0784
39-40	321.003	311.004			
41-42	321.003	311.003			Z40-664
44-45	321.003	311.004			
46-47	321.003	311.003			
48-49	321.003	311.004			
50-51	321.003	311.003			

M 3:1



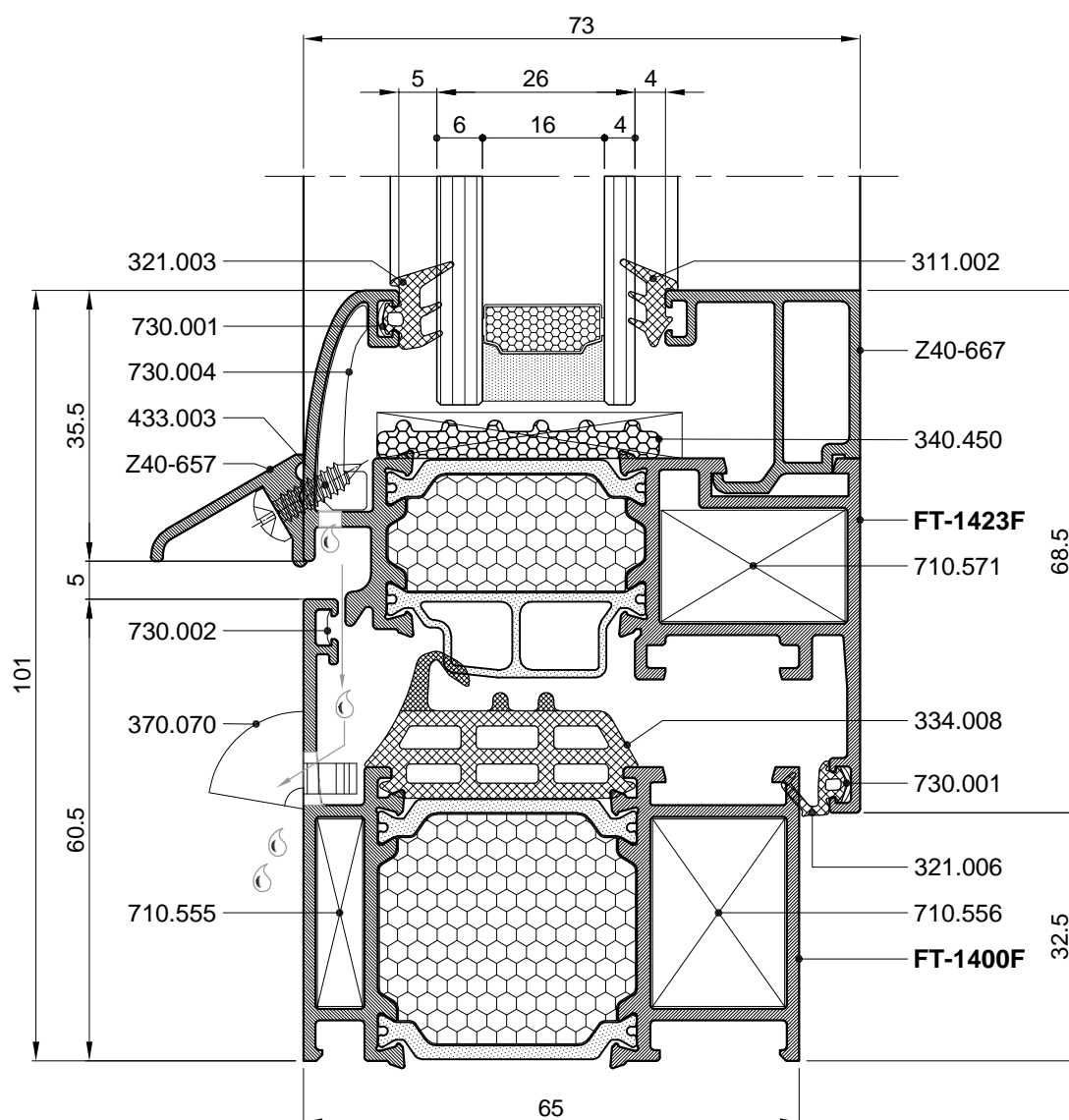
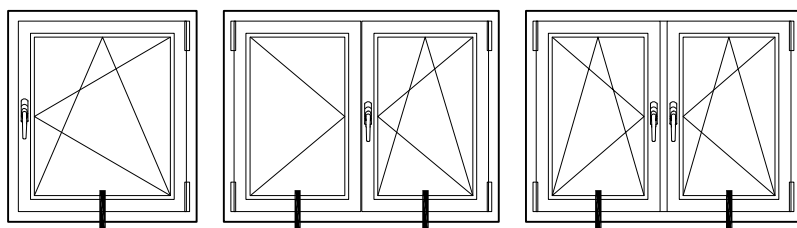
Vanjske brtve Exterior gaskets		Unutarnja brtva Interior gasket
321.003 (Z113)	321.002 (Z111)	311.002 (918)

Ispuna X Fillings X	Vanjska brtva Exterior gasket	Unutarnja brtva Interior gasket	STAKLO LAJSNE GLAZING BEAD		
11-12	321.003	311.002			
12-13	321.002	311.002			
16-17	321.003	311.002			
17-18	321.002	311.002			
18-19	321.003	311.002			
19-20	321.002	311.002			
21-22	321.003	311.002			
22-23	321.002	311.002			
24-25	321.003	311.002			
25-26	321.002	311.002			
26-27	321.003	311.002			
27-28	321.002	311.002			
31-32	321.003	311.002			
32-33	321.002	311.002			
36-37	321.003	311.002			
37-38	321.002	311.002			
40	321.003	311.002			
41	321.002	311.002			
41-42	321.003	311.002			
42-43	321.002	311.002			
46-47	321.003	311.002			
47-48	321.002	311.002			
50	321.003	311.002			
51	321.002	311.002			

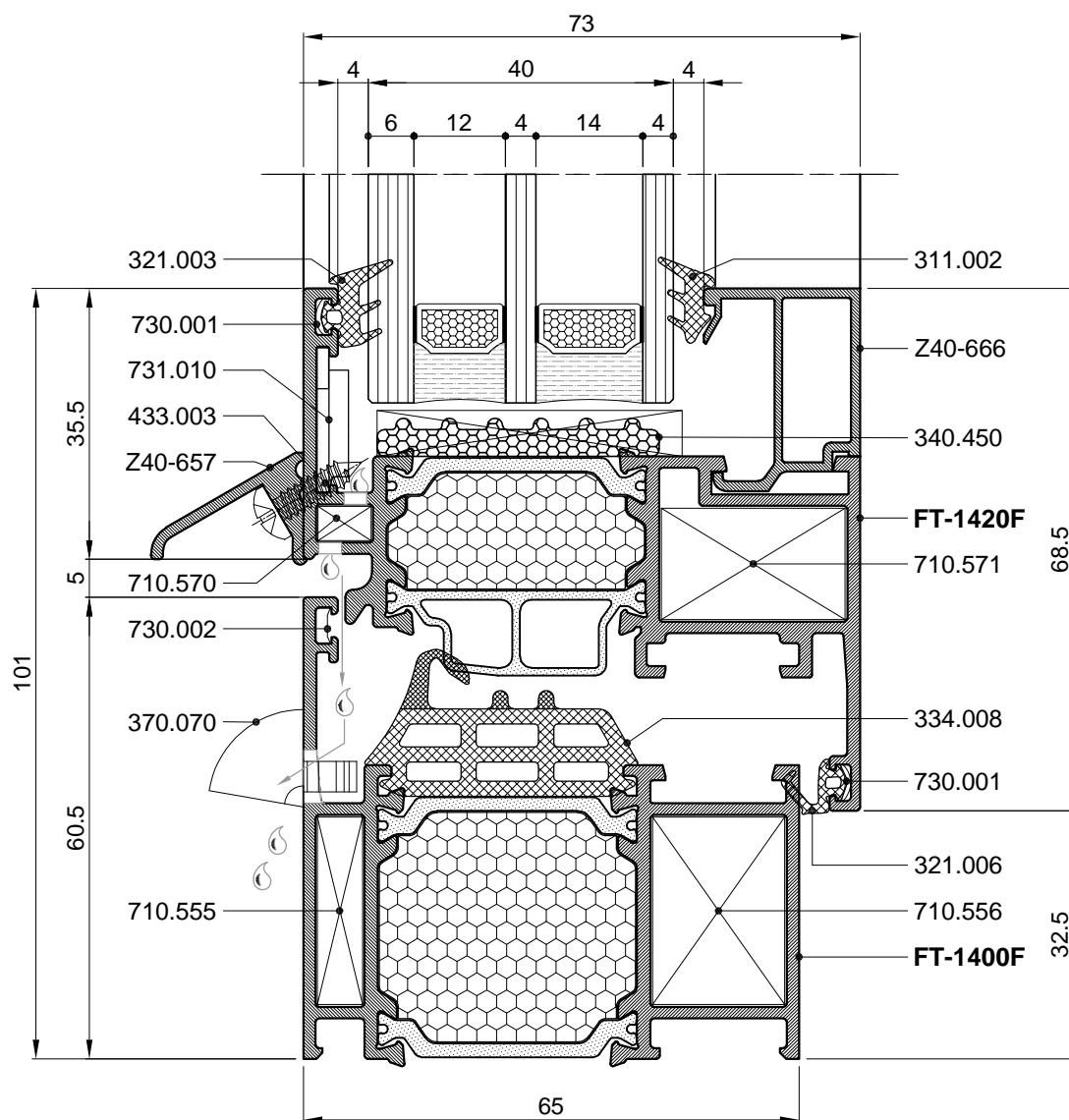

Presjeci Cross sections

<i>Otviranje vani</i> Outwards opening	<i>Otviranje vani</i> Outwards opening	<i>Otviranje vani</i> Outwards opening	<i>Otviranje vani</i> Outwards opening

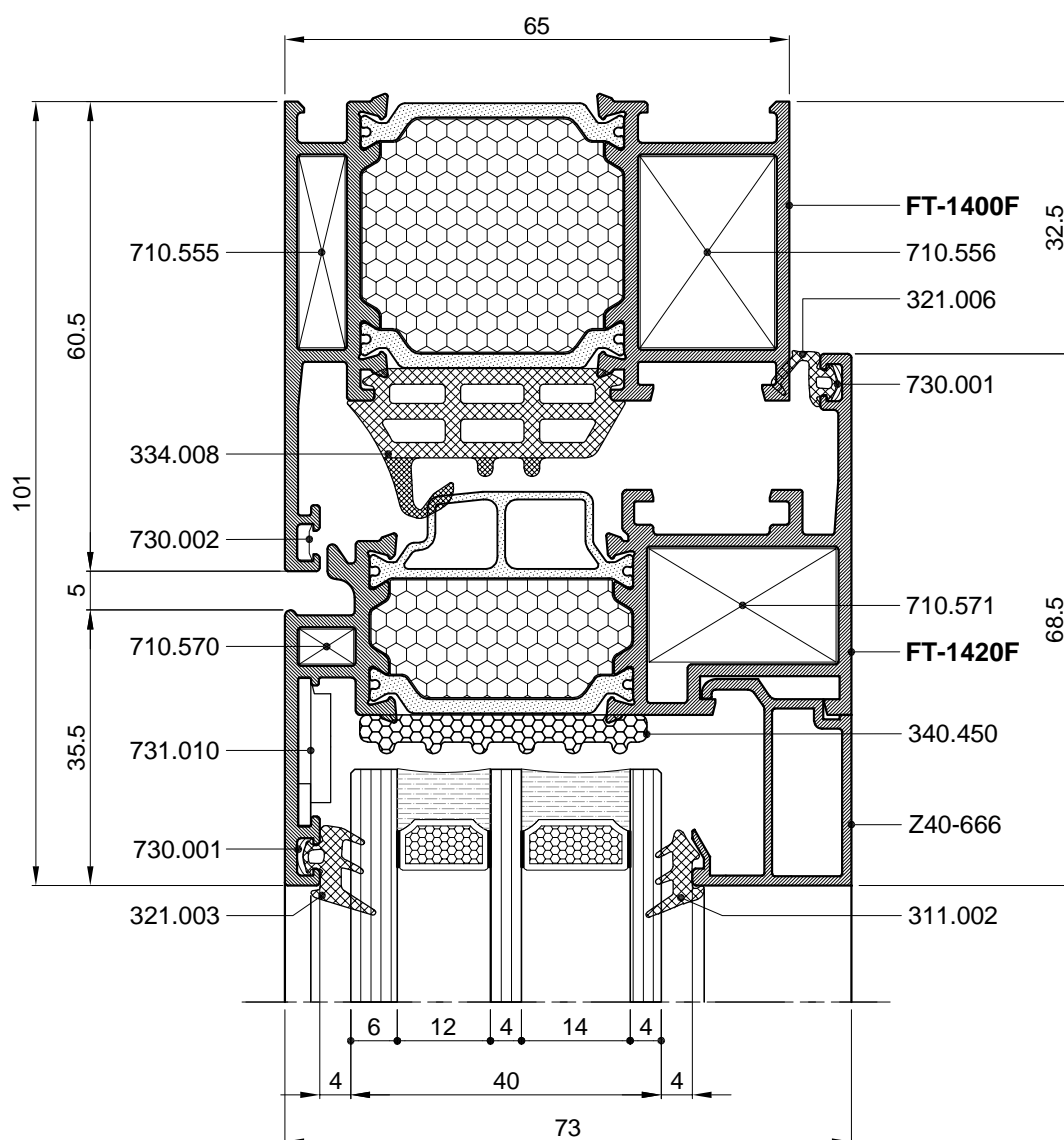
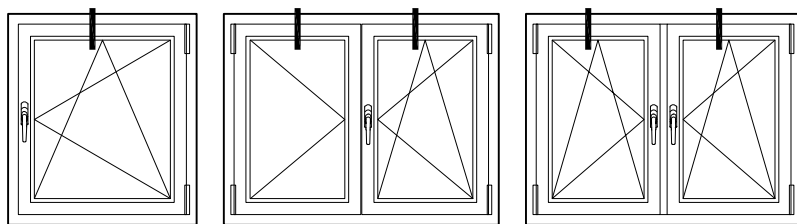
* *Mogućnost ugradnje okova za žlijeb 16/9 (Pvc) / Possible instalation of hardware for groove 16/9 (Pvc)*

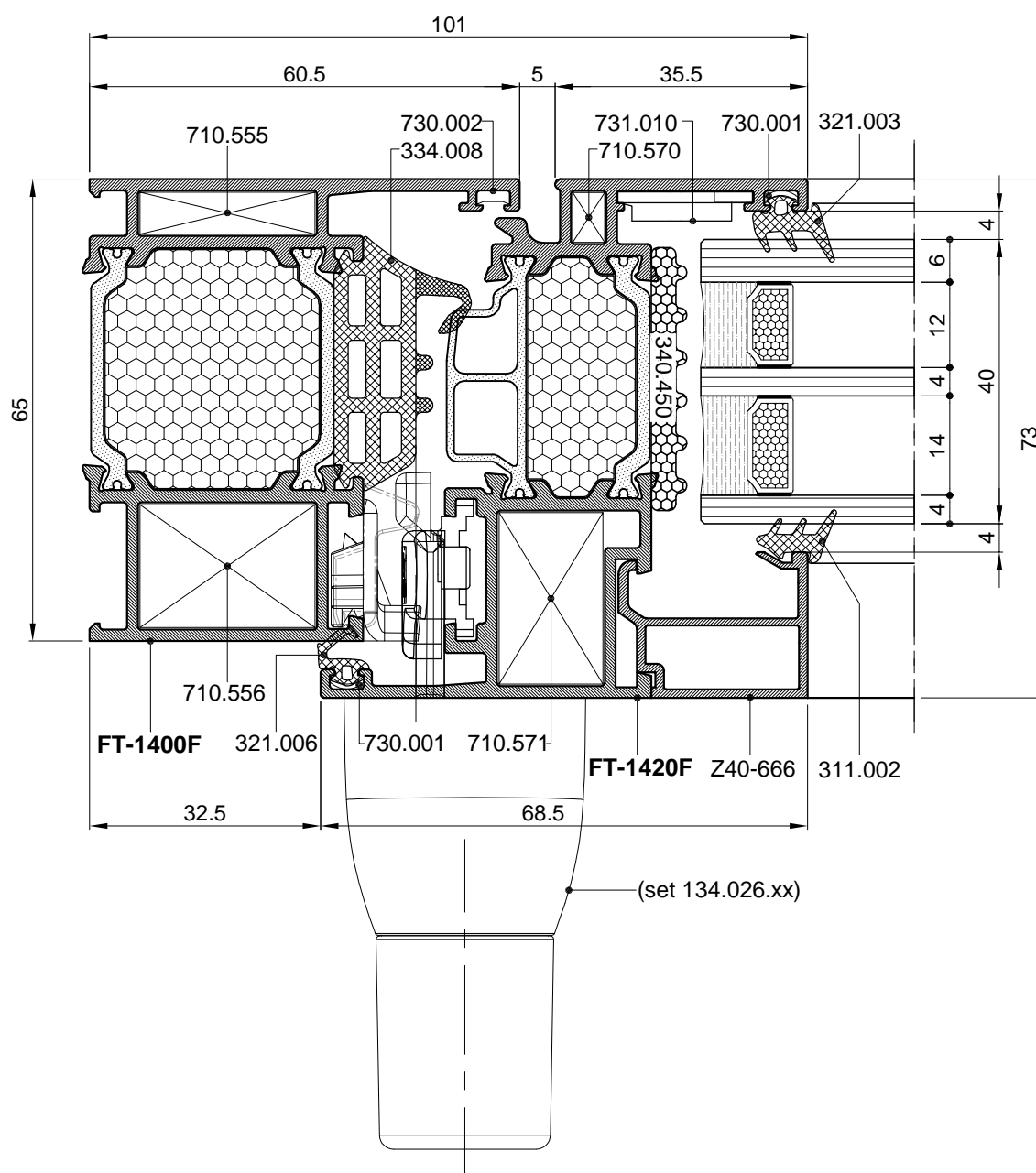
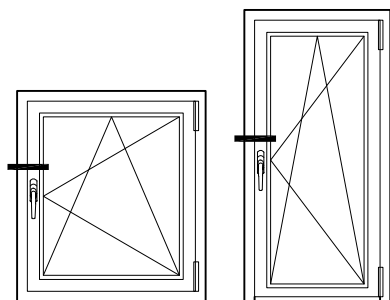


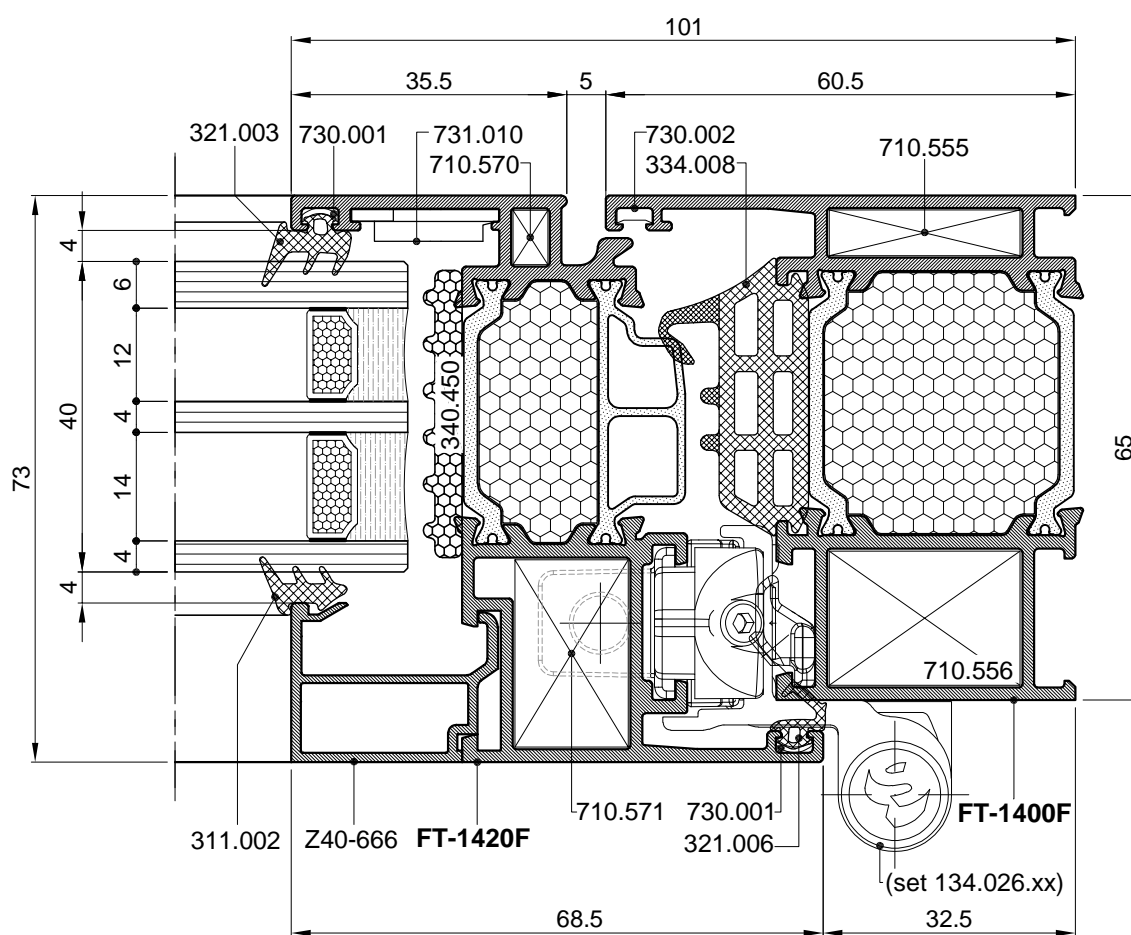
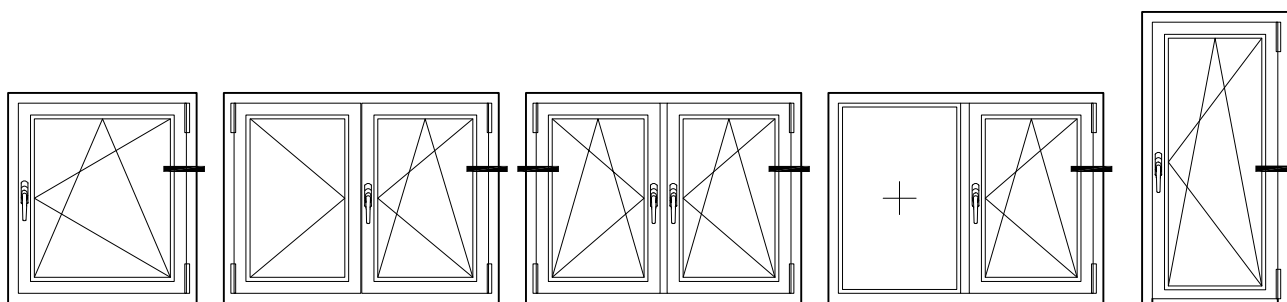
Profil krila sa zaobljenim vanjskim linijama.
Sash profile with rounded outside lines.

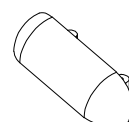
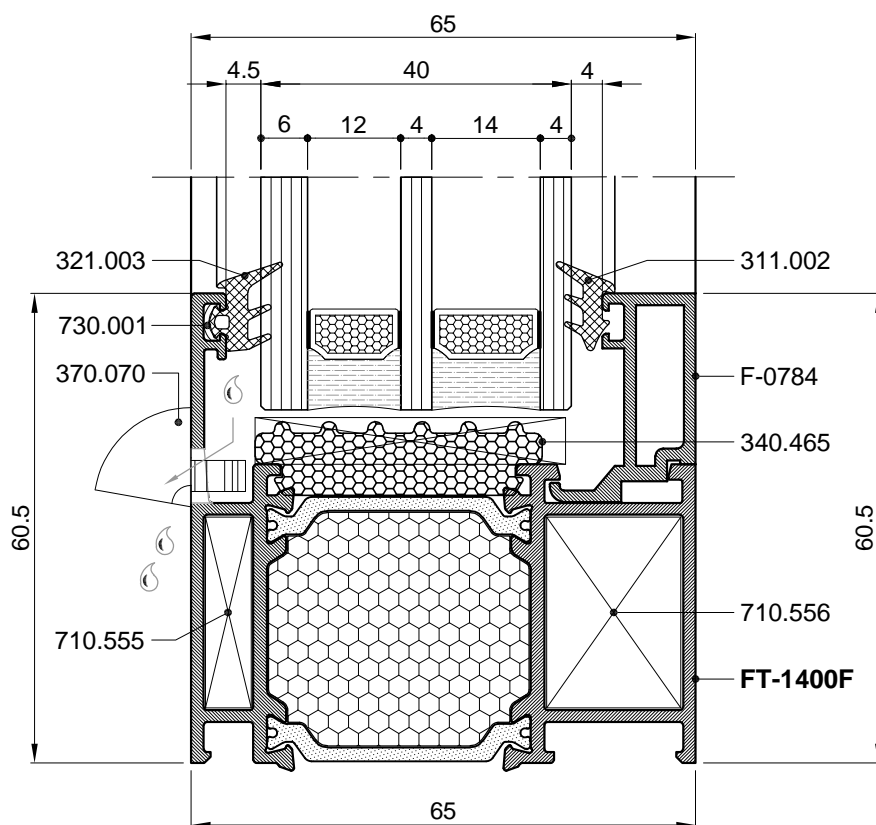
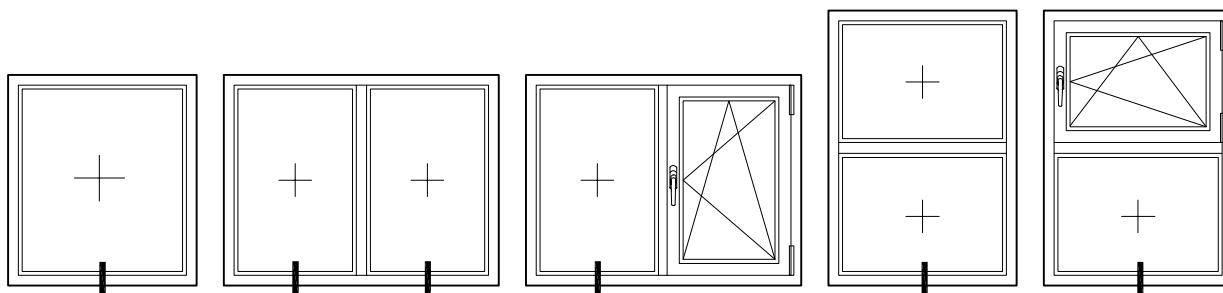


Profil krila sa ravnim vanjskim linijama.
Sash profile with straight outside lines.

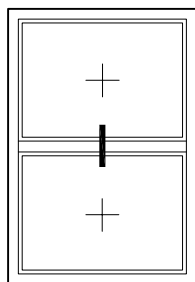




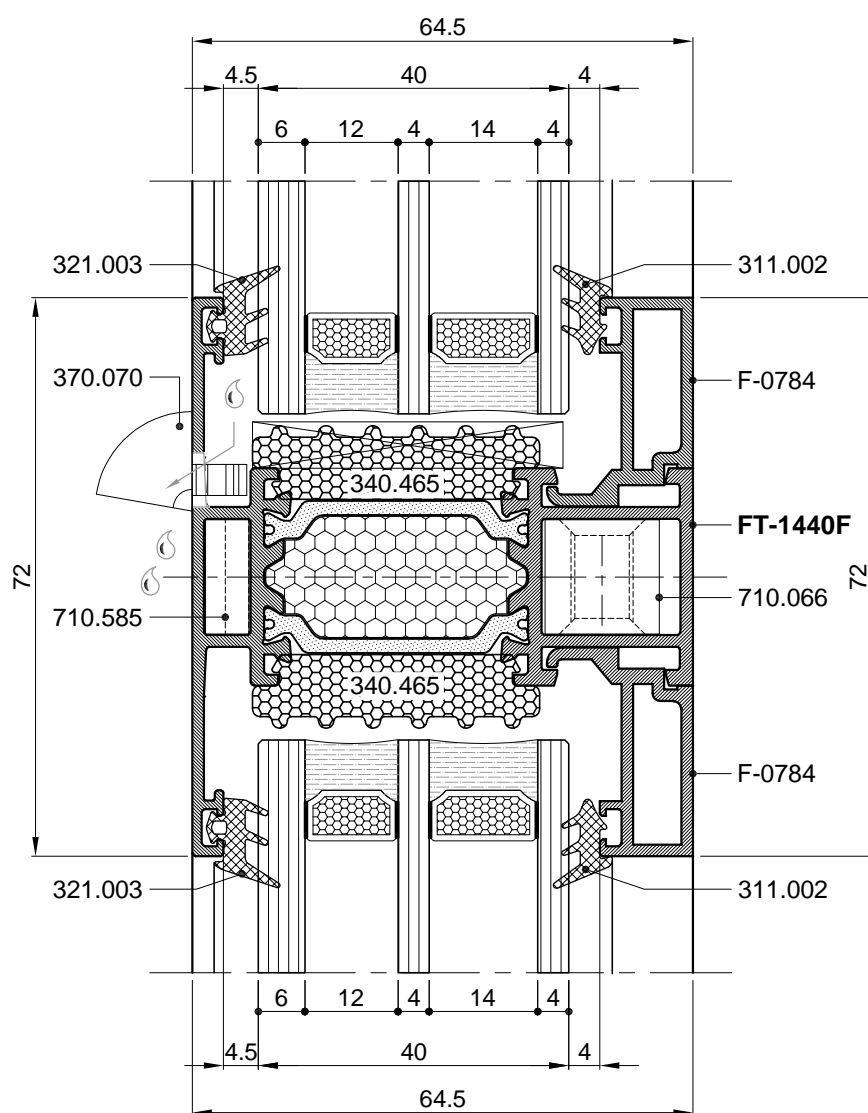


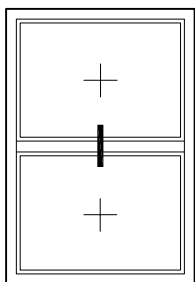


370.070
Maska sa klapnom za
drenazni otvor.
Drainage slot mask
with a flap.

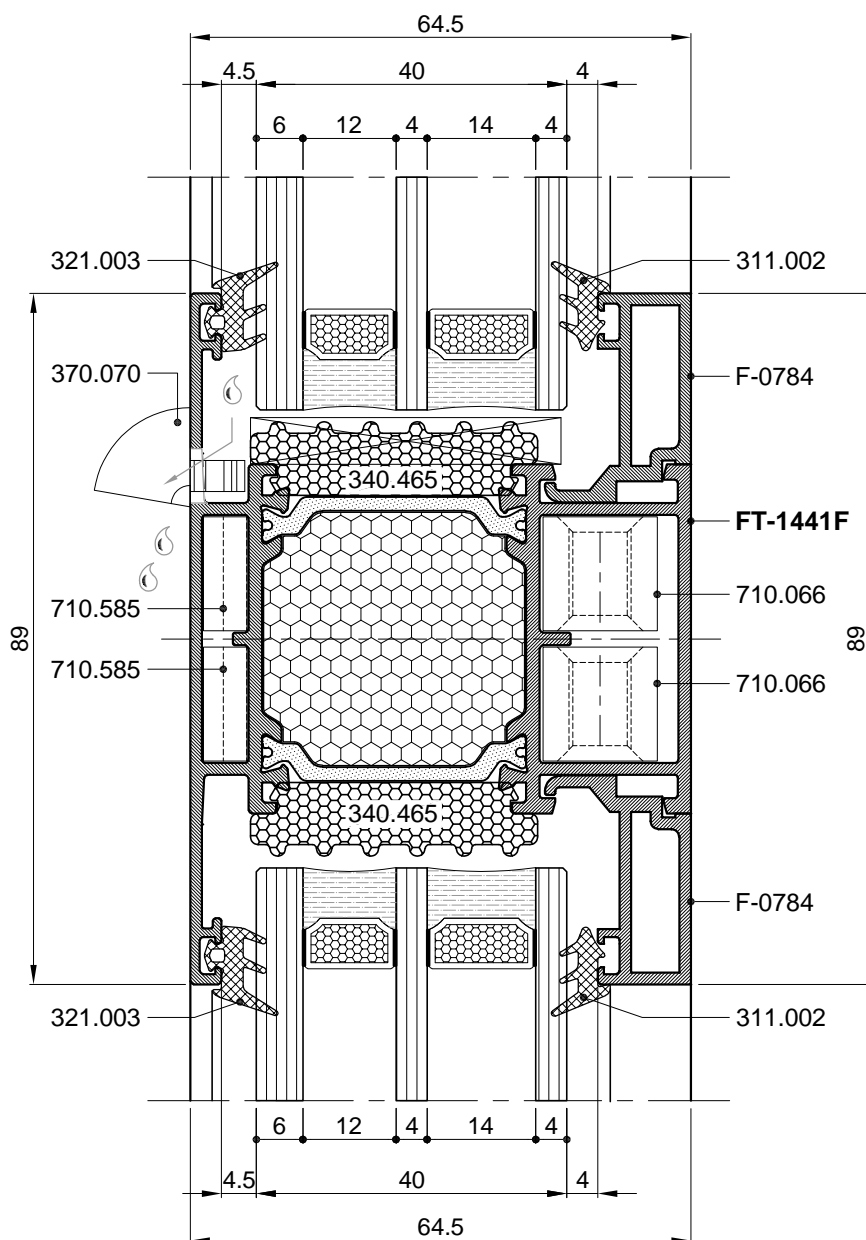


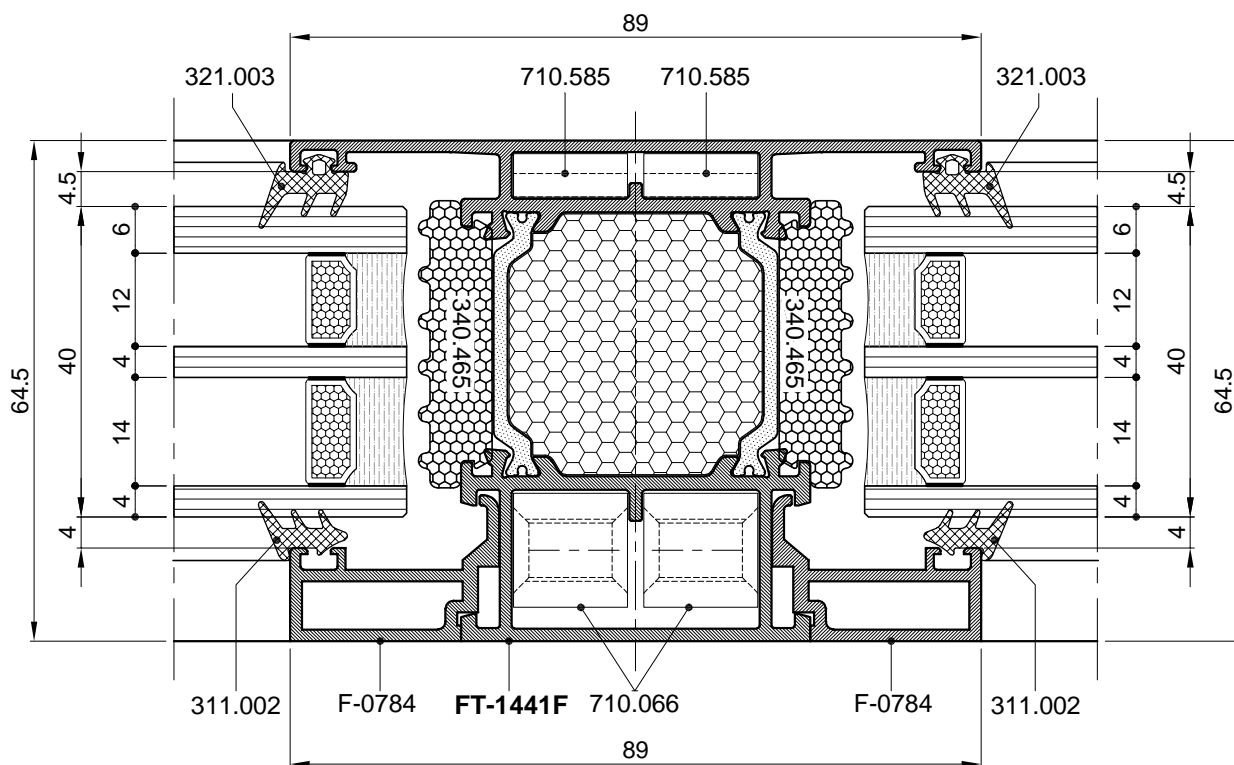
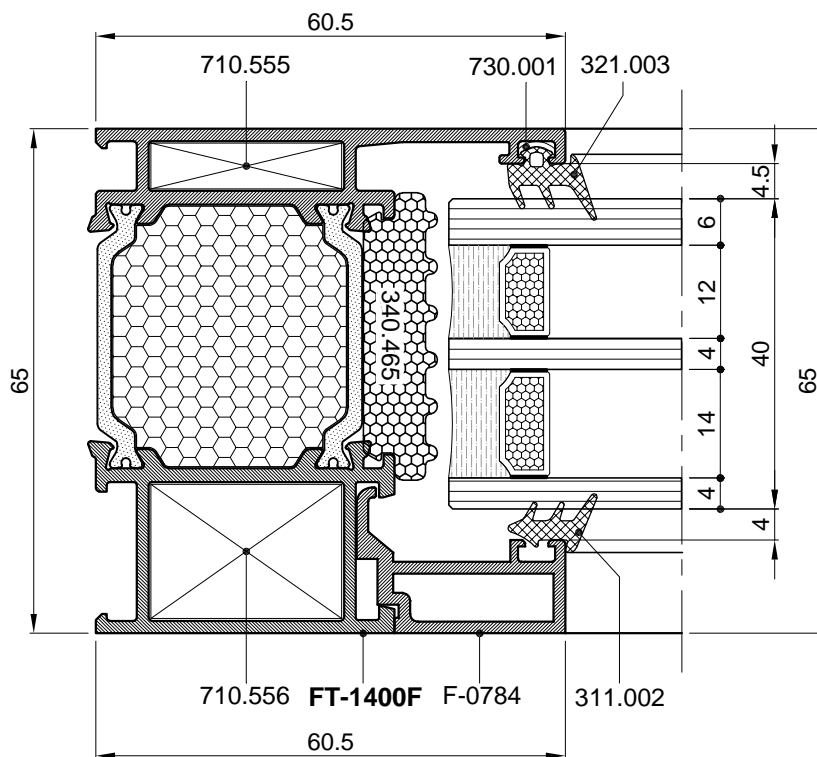
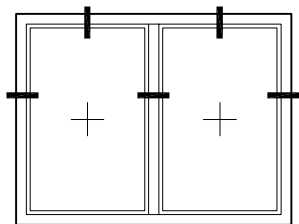
FT-1440F
 Profil prečke 72mm
 Crossbar profile 72mm

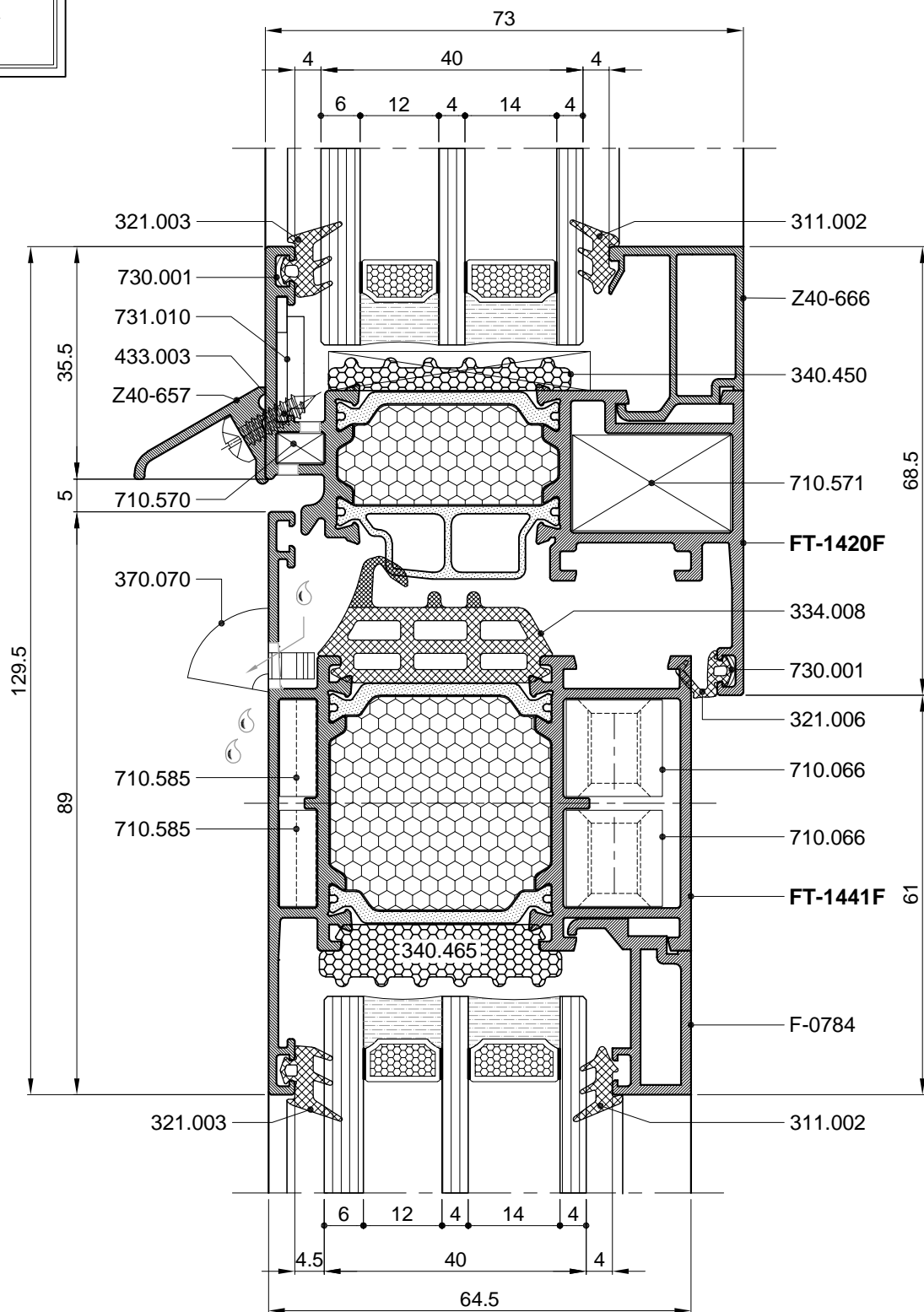
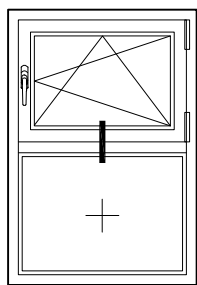


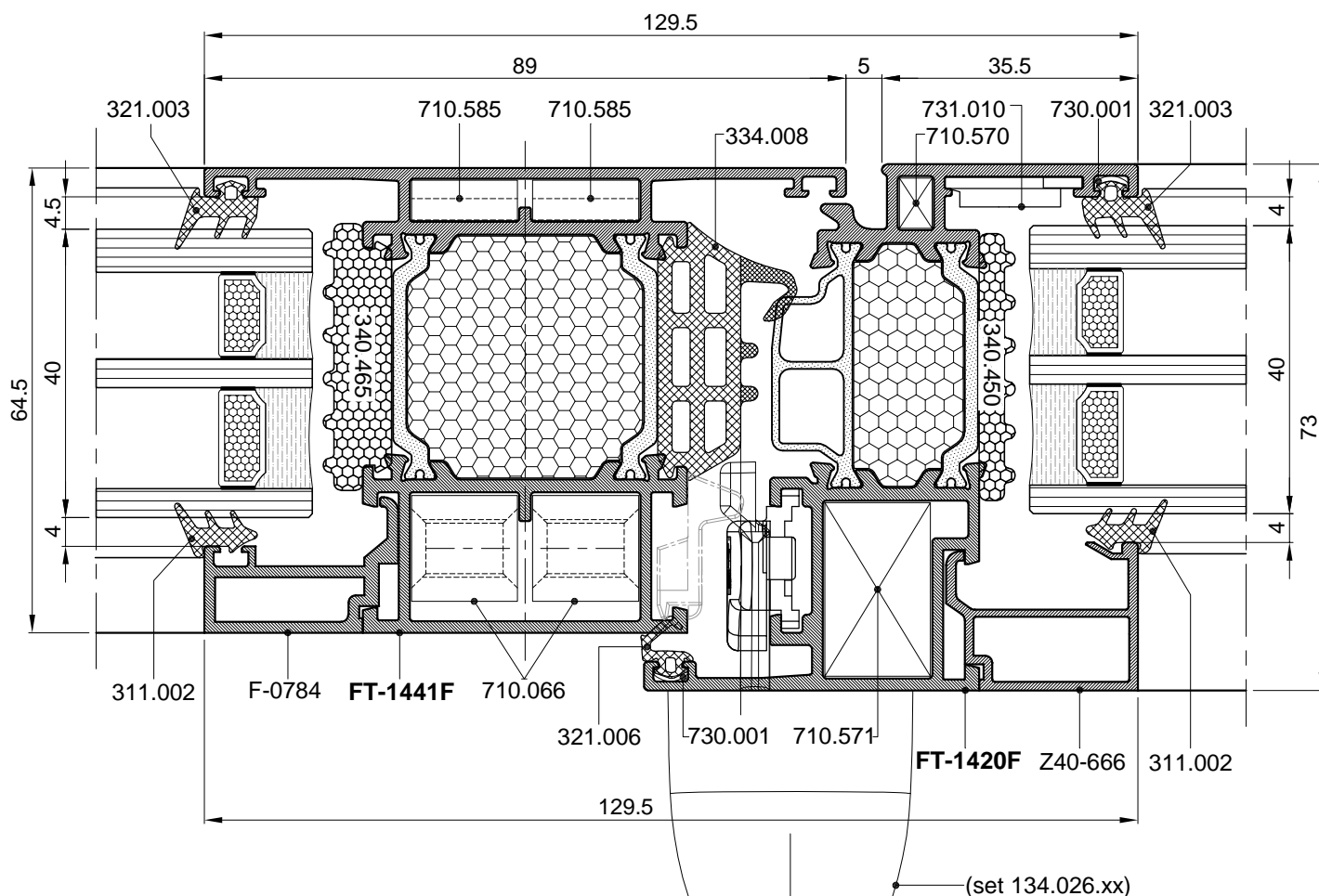
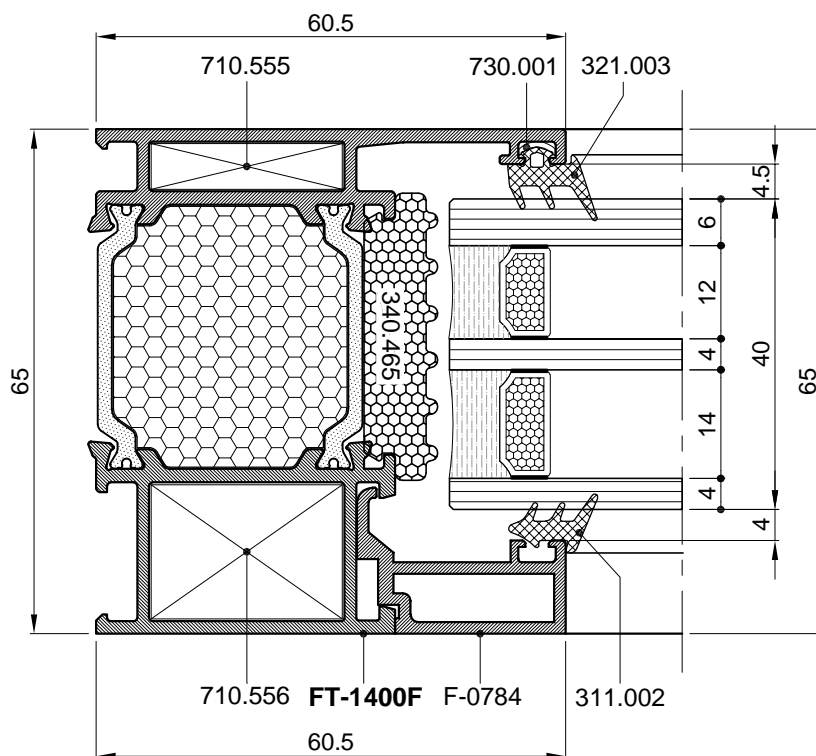
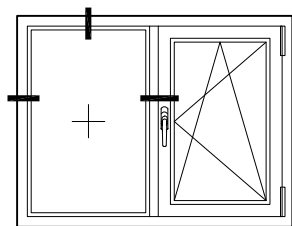


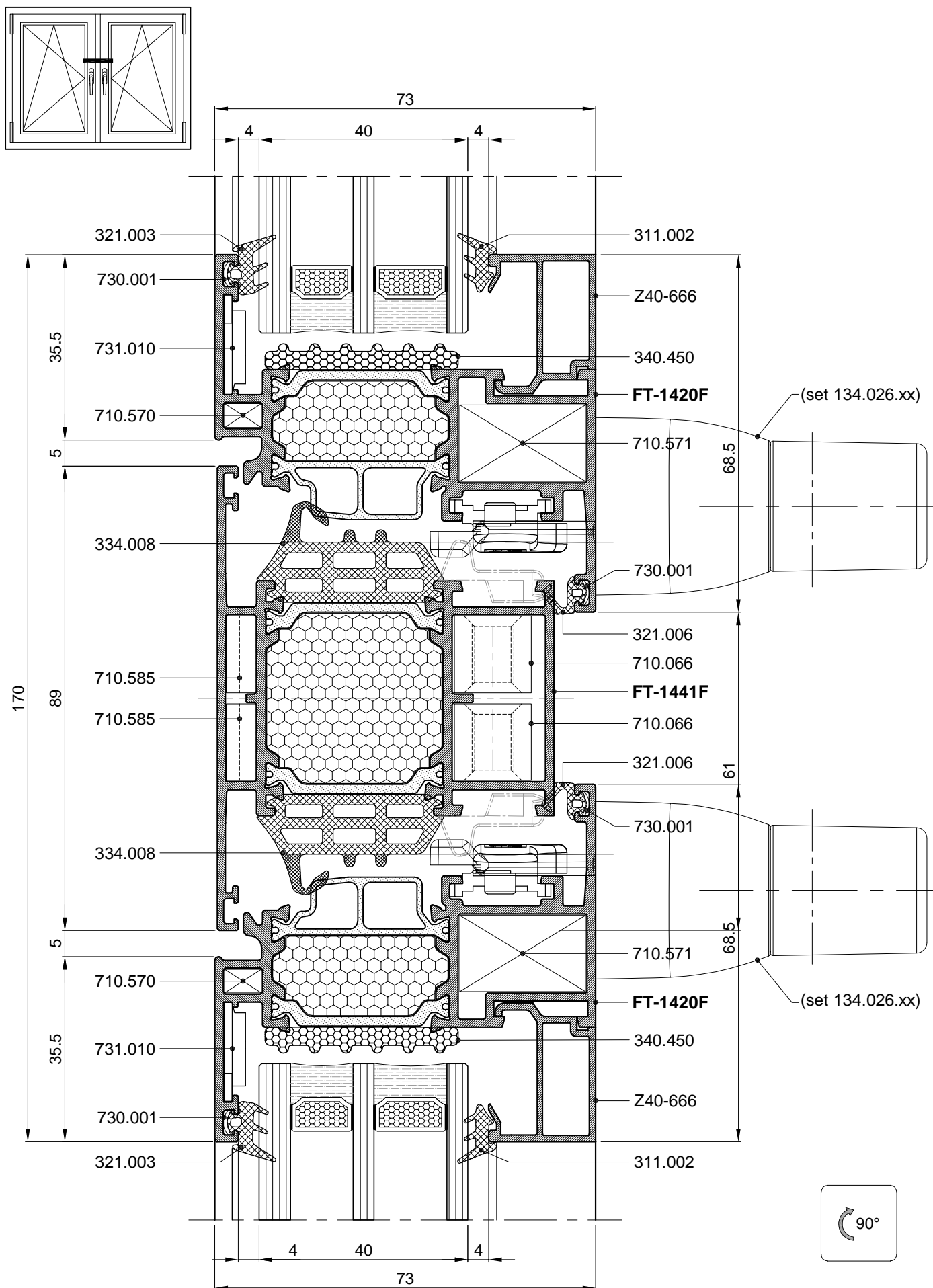
FT-1441F
 Profil prečke 89mm
 Crossbar profile 89mm

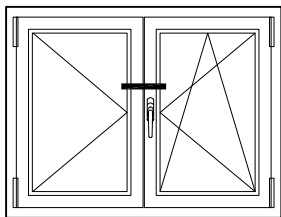




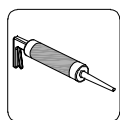
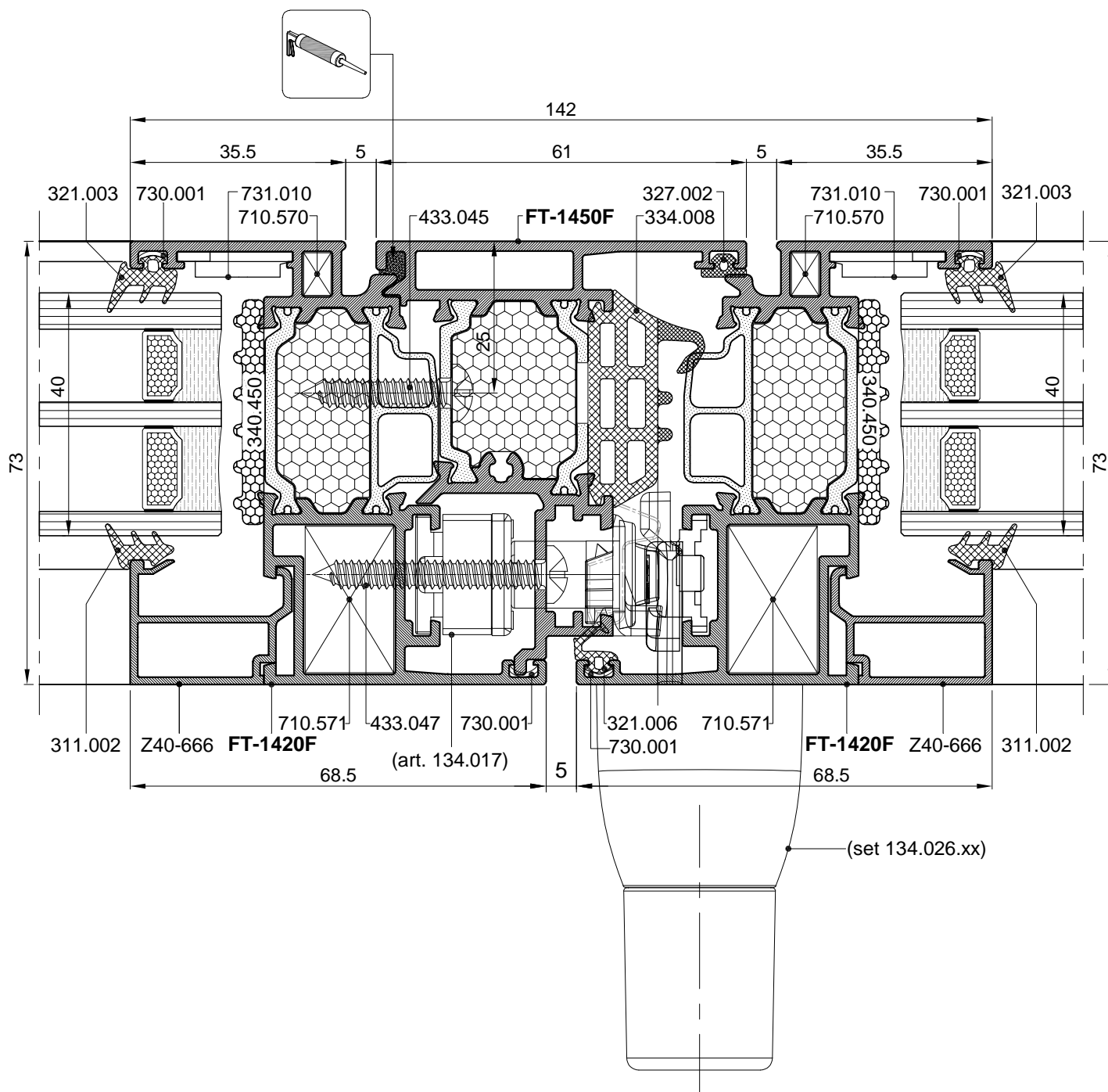




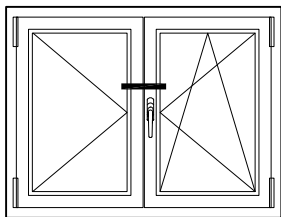




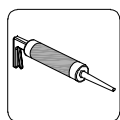
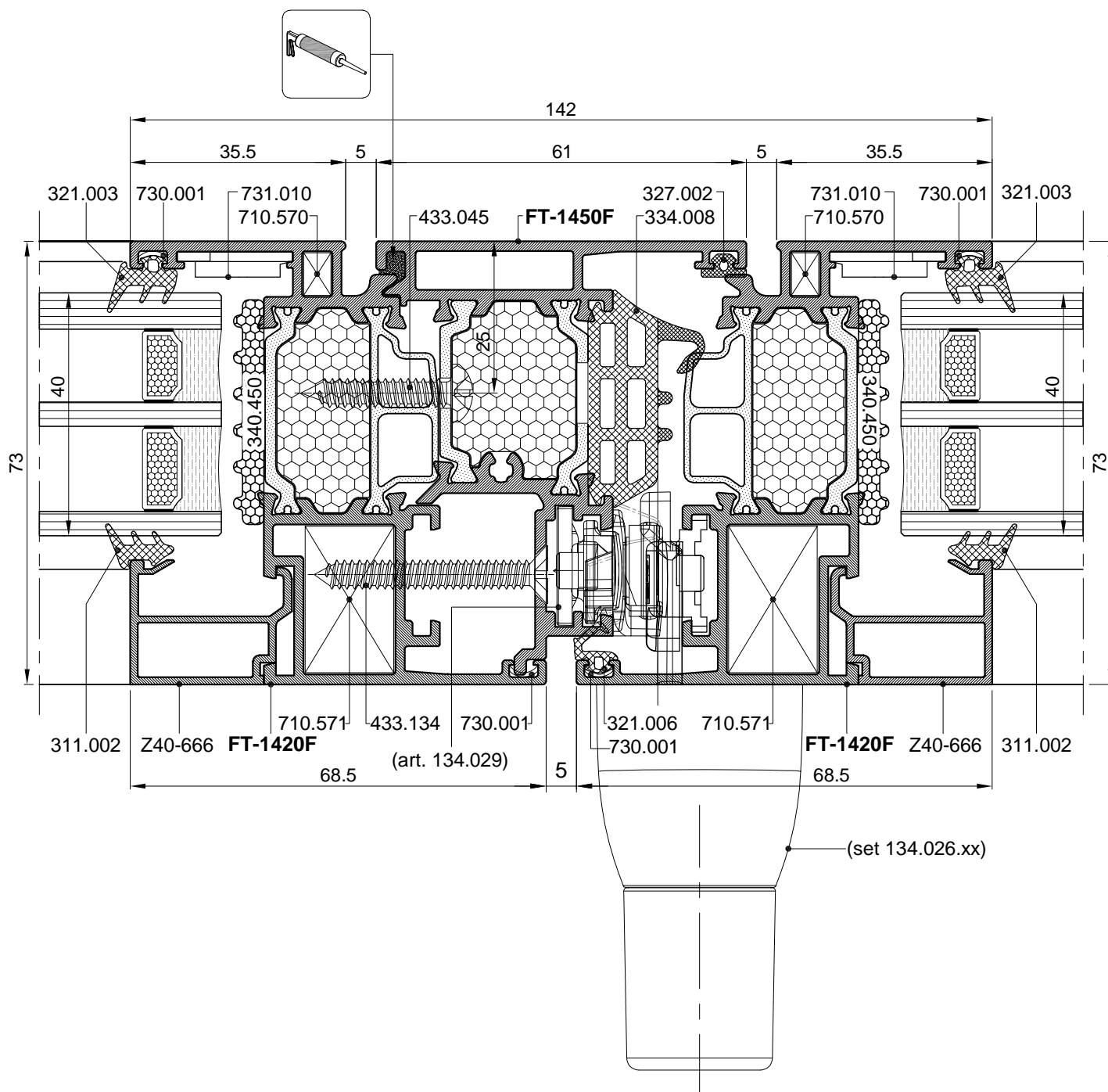
Okov za fiksiranje pomoćnog krila
(montiranje okova u krilo)
Locking mechanism for auxiliary sash
(mechanism in the sash)



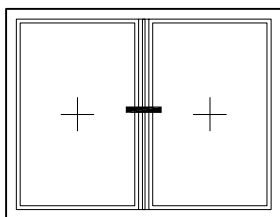
ljepilo za metal
(npr. Teroson MS 939)
metal glue
(eg. Teroson MS 939)



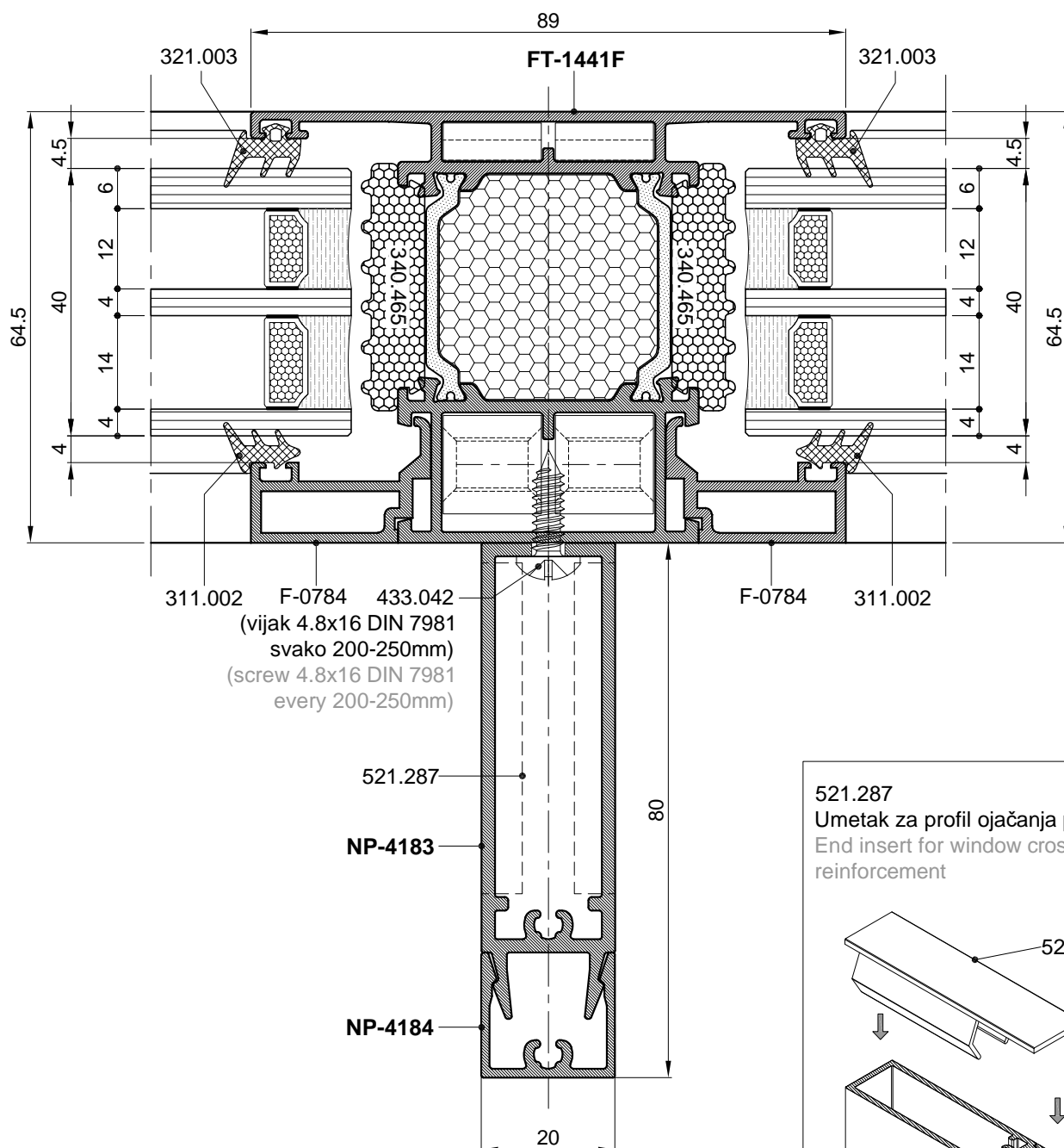
Okov za fiksiranje pomoćnog krila
(montiranje okova u kombatutu)
Locking mechanism for auxiliary sash
(mechanism in the flaying mullion)



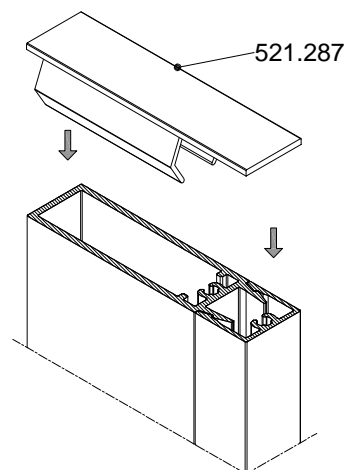
ljepilo za metal
(npr. Teroson MS 939)
metal glue
(eg. Teroson MS 939)



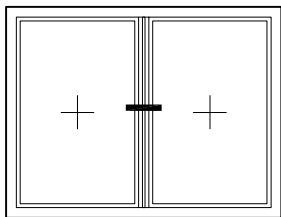
Profil ojačanja 80mm
Reinforcement profile 80mm



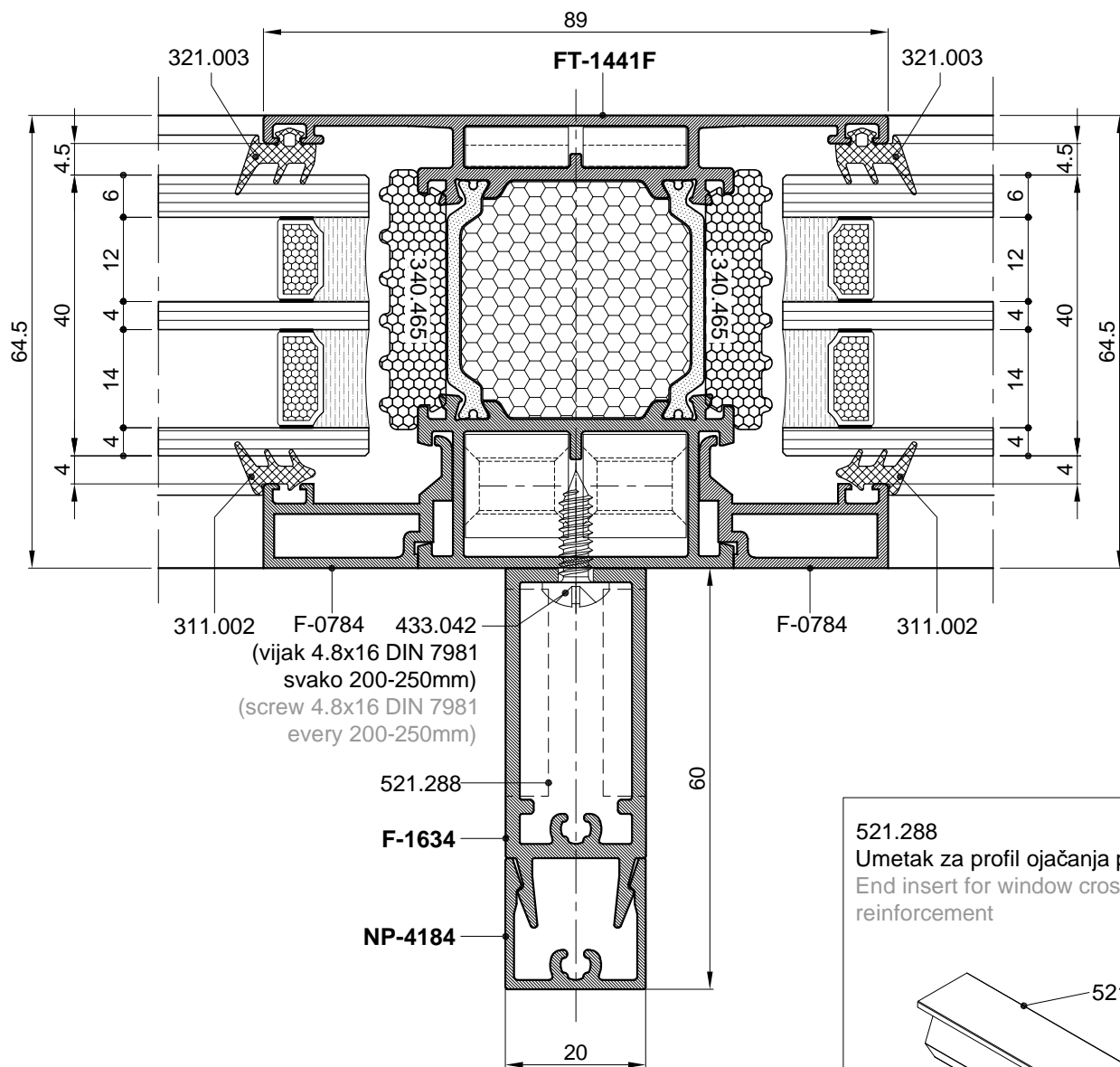
521.287
Umetak za profil ojačanja prečke
End insert for window crossbar
reinforcement



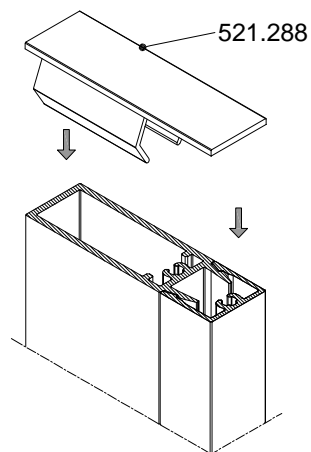
*Profil ojačanja (80mm) može biti sa unutarnje ili vanjske strane.
The reinforcement profile (80mm) can be place on the inside or on the outside.



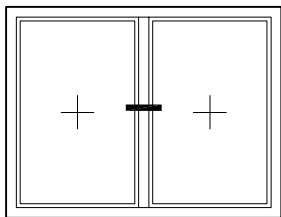
Profil ojačanja 60mm
Reinforcement profile 60mm



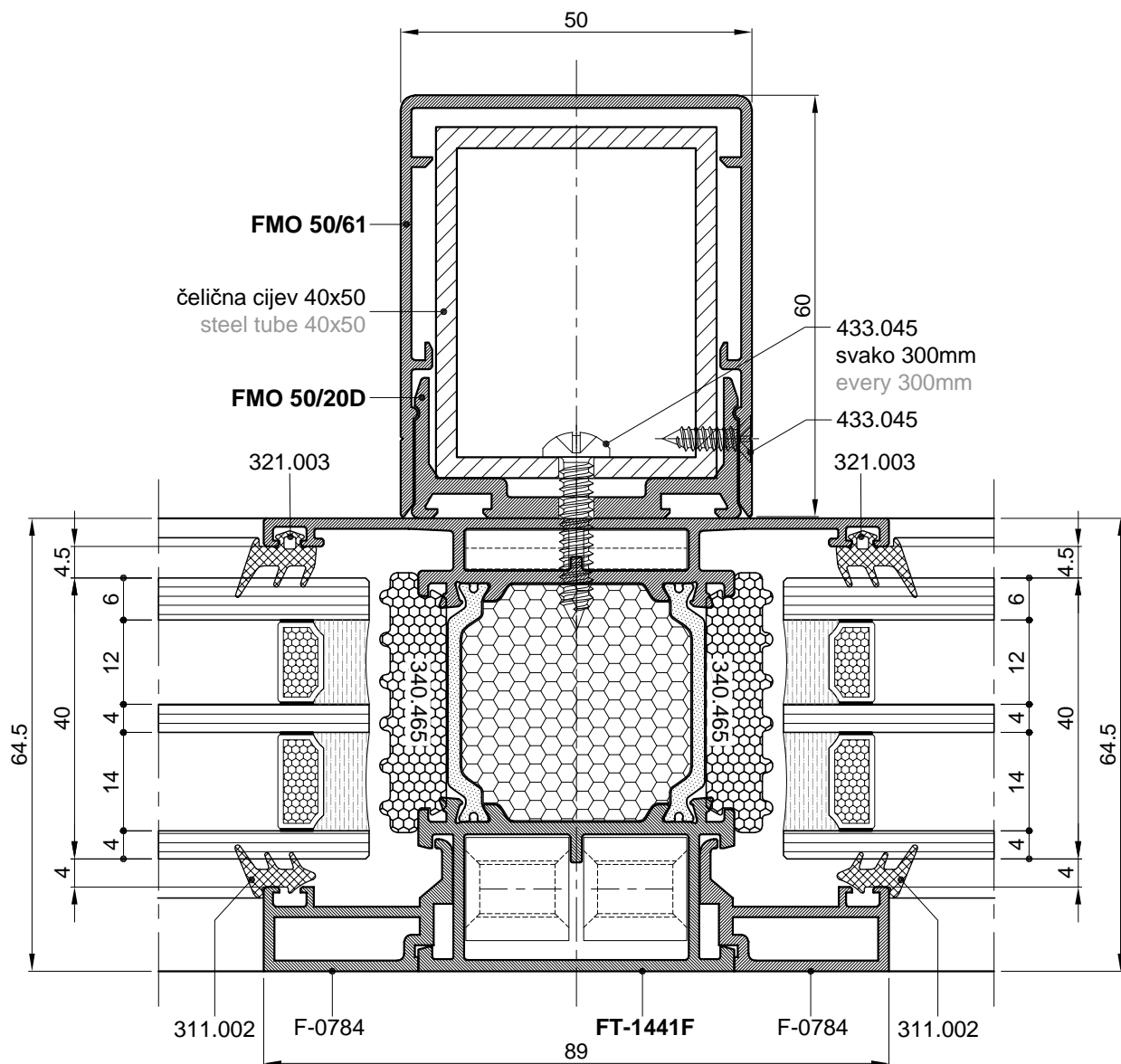
521.288
Umetak za profil ojačanja prečke
End insert for window crossbar
reinforcement



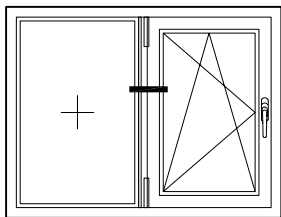
*Profil ojačanja (60mm) može biti sa
unutarnje ili vanjske strane.
The reinforcement profile (60mm) can be place
on the inside or on the outside.



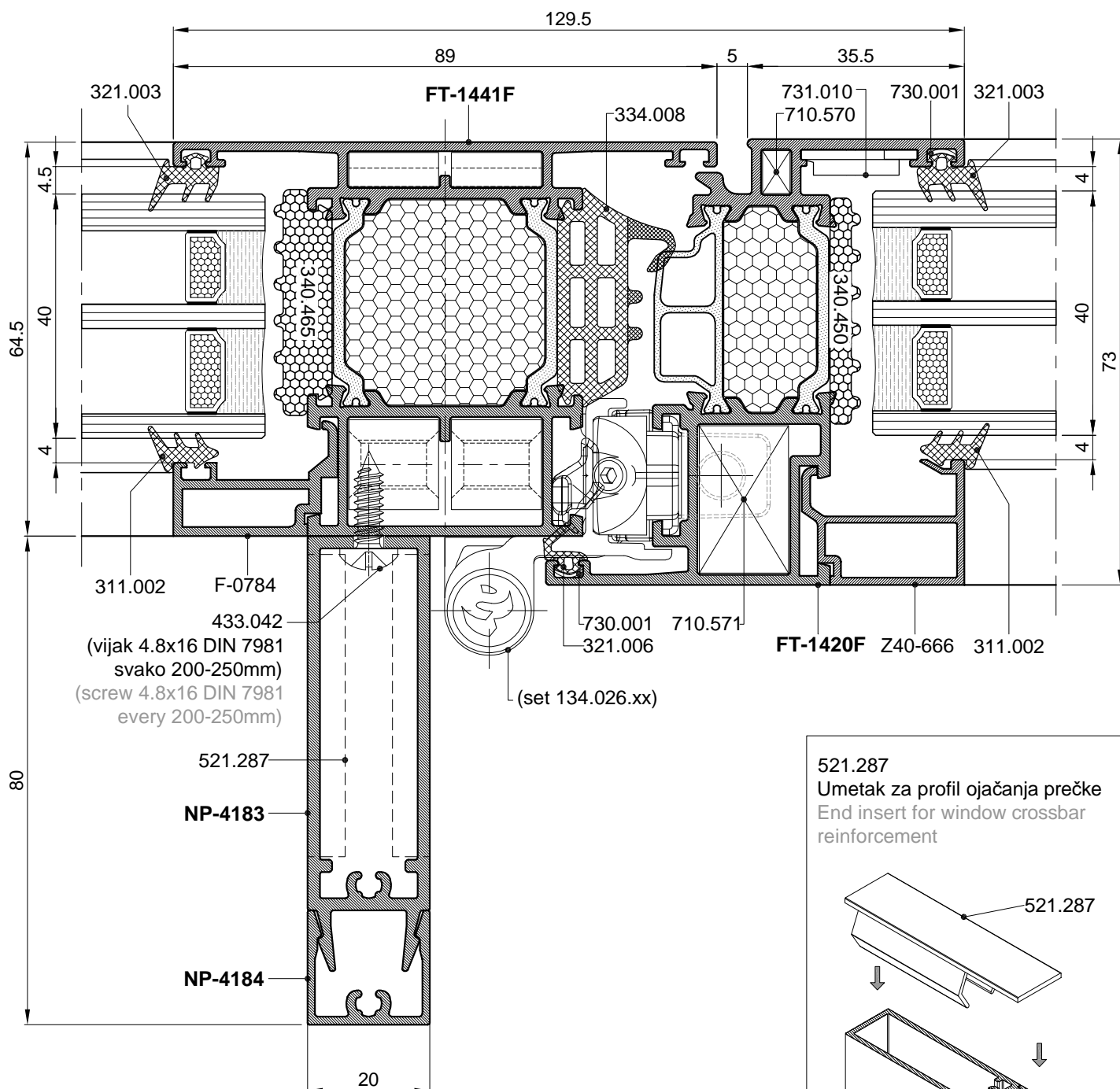
Ojačanje sa čeličnom cijevi
Reinforcement with steel tube



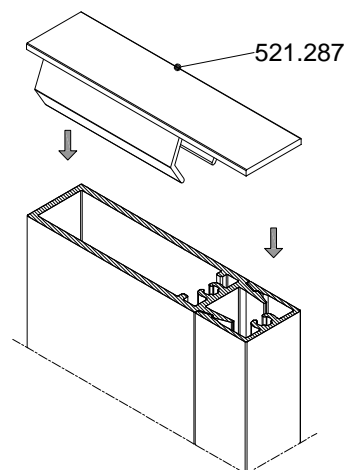
*Ojačanje sa čeličnom cijevi ide na vanjsku stranu
Reinforcement with steel tube goes to the outside.



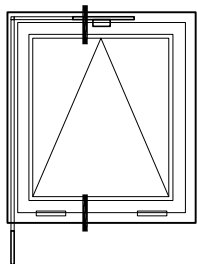
Profil ojačanja 80mm
Reinforcement profile 80mm



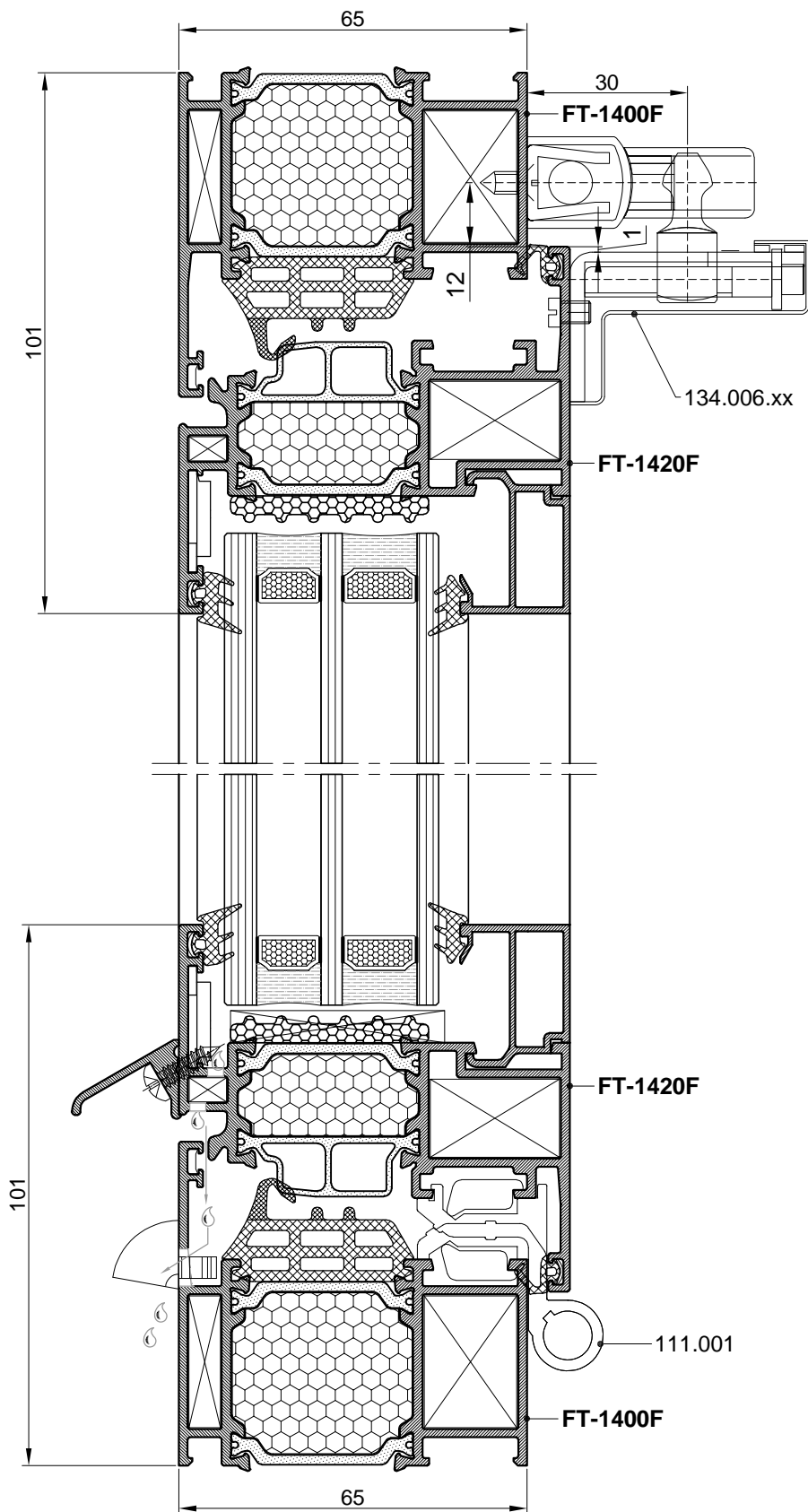
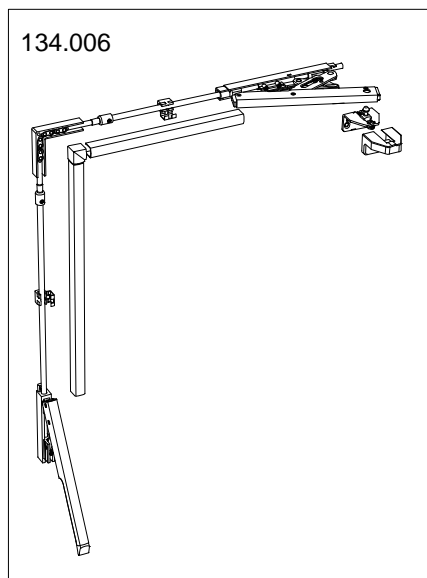
521.287
Umetak za profil ojačanja prečke
End insert for window crossbar
reinforcement



*Profil ojačanja (80mm) može biti sa unutarnje ili vanjske strane.
The reinforcement profile (80mm) can be place on the inside or on the outside.



OTKLOPNI PROZOR - VENTUS sa ručkom za visinu - (134.006.xx)
TILT WINDOW - VENTUS with handle for height - (134.006.xx)

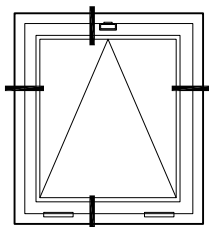


OTKLOPNI PROZOR - VENTUS

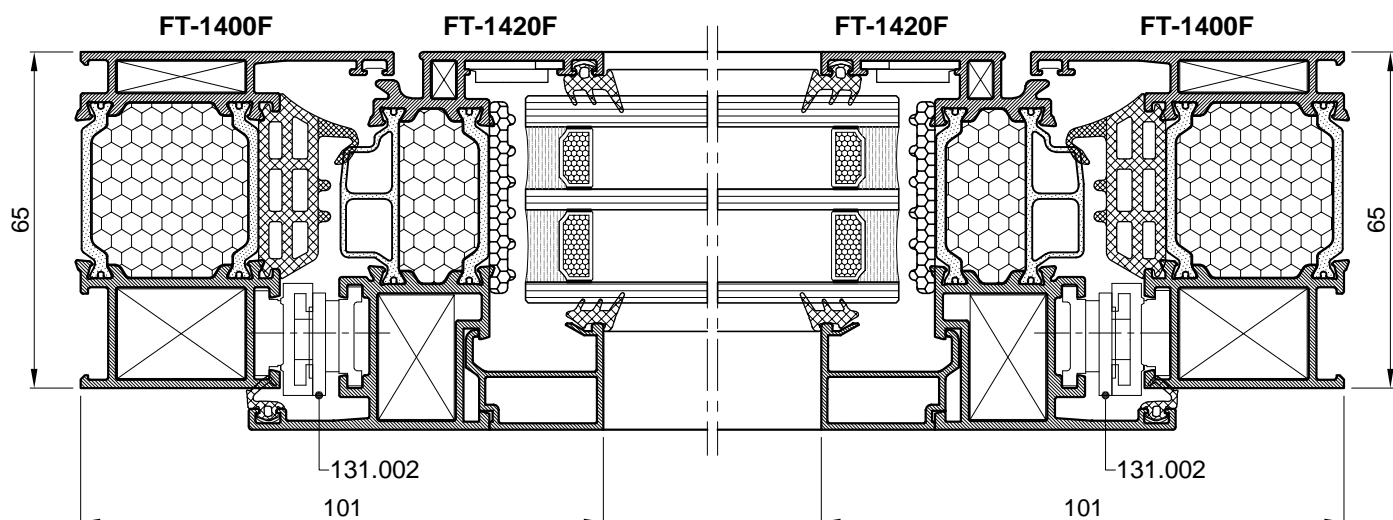
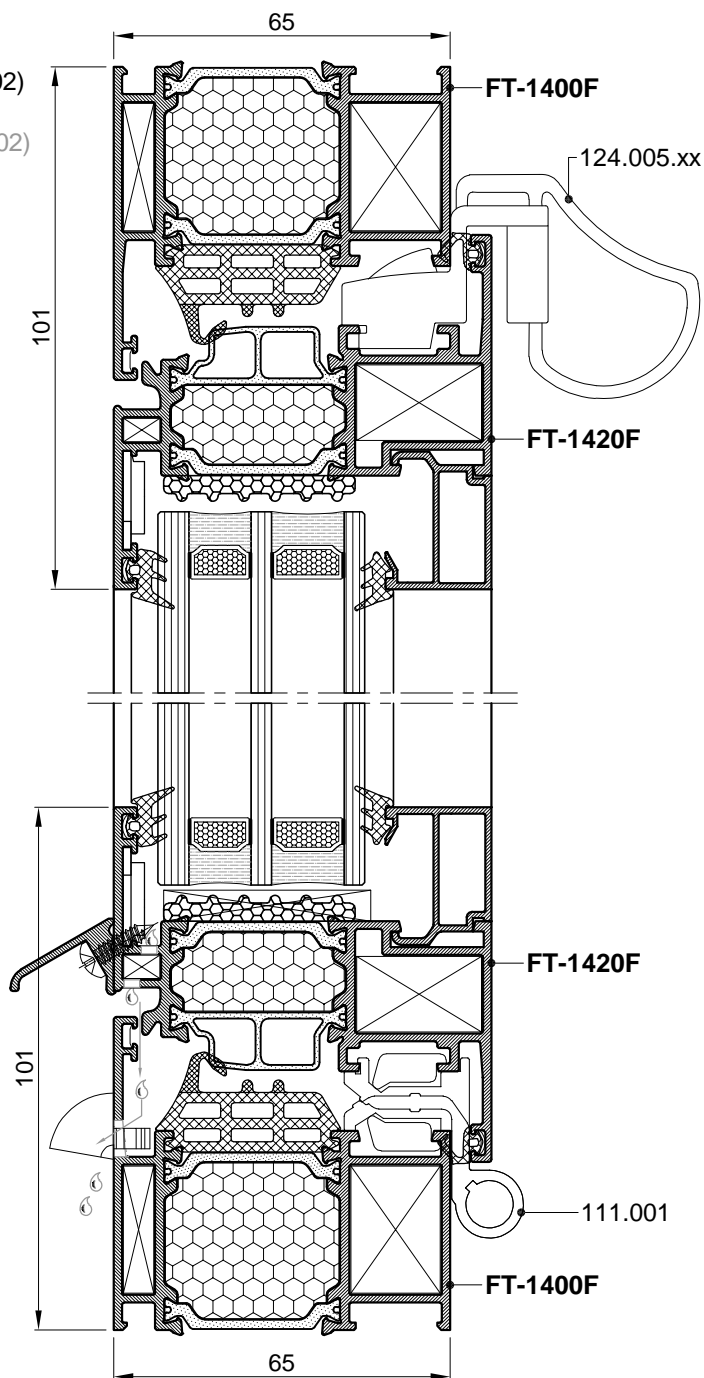
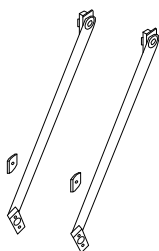
sa bravicom za zatvaranje (124.005.xx) i škarama (131.002)

TILT WINDOW - VENTUS

with lock for closing (124.005.xx) and friction stays (131.002)

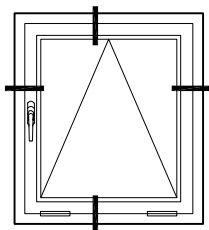


131.002



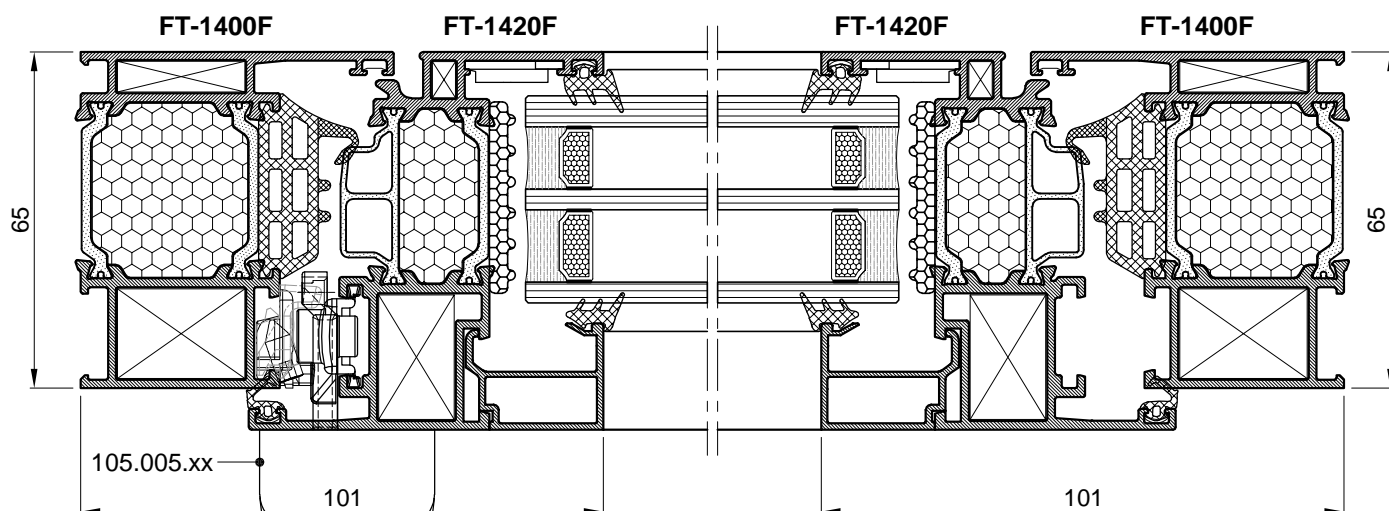
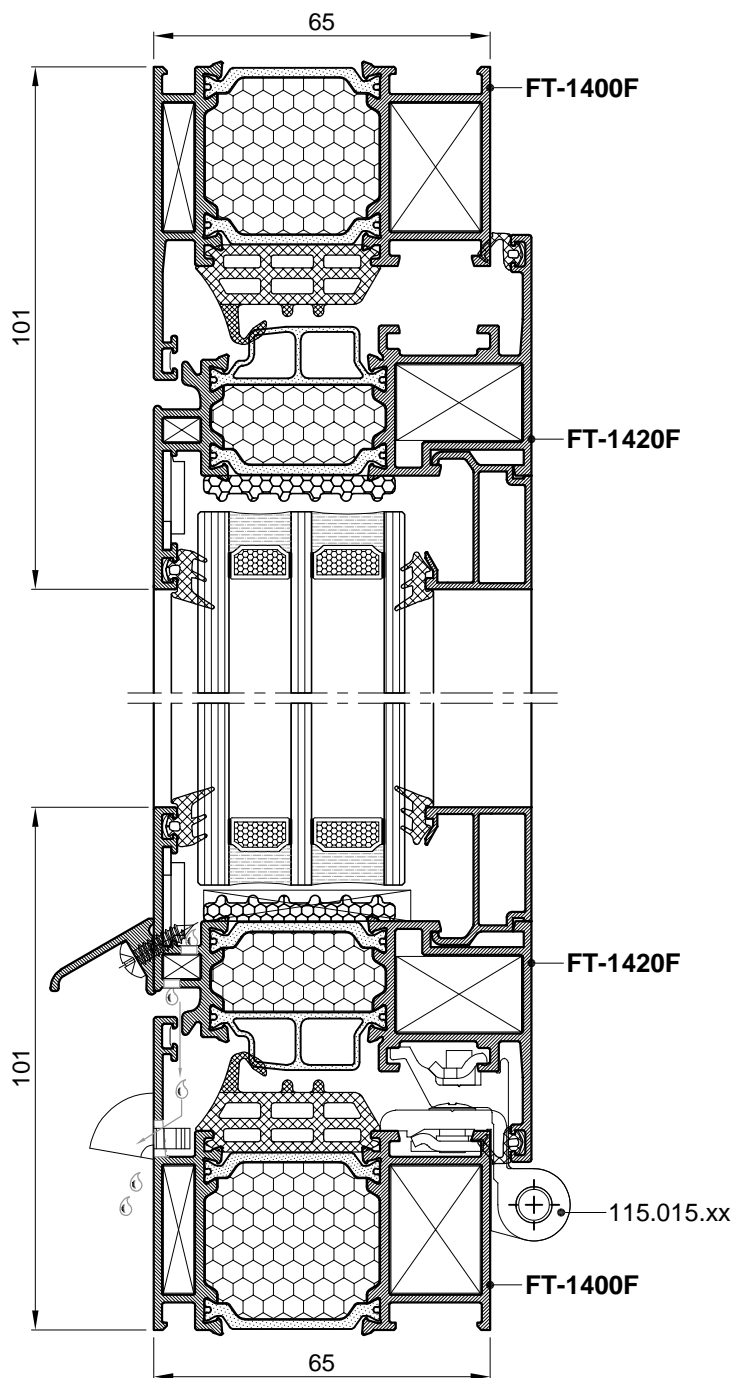
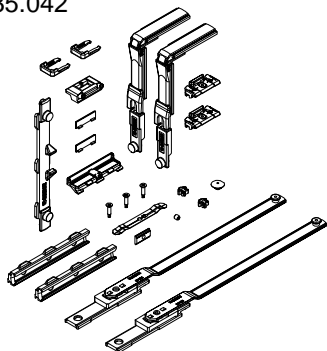
OTKLOPNI PROZOR - VENTUS

sa ručkom na vertikali
TILT WINDOW - VENTUS
with the handle on the side

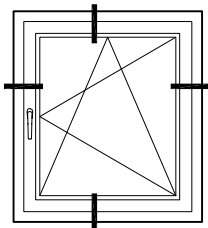


(Mehanizam za otklopni prozor - ventus
sa ručkom na vertikali - Giesse)
(Mechanism for tilt window (ventus)
with the handle on the side - Giesse)

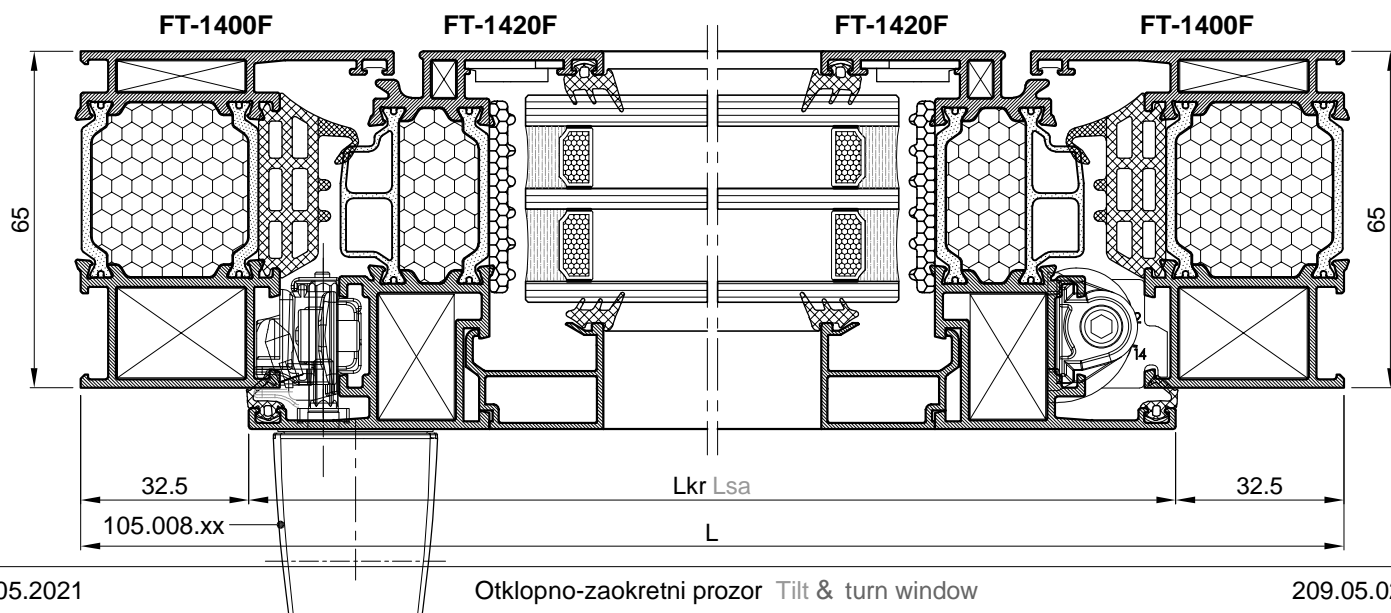
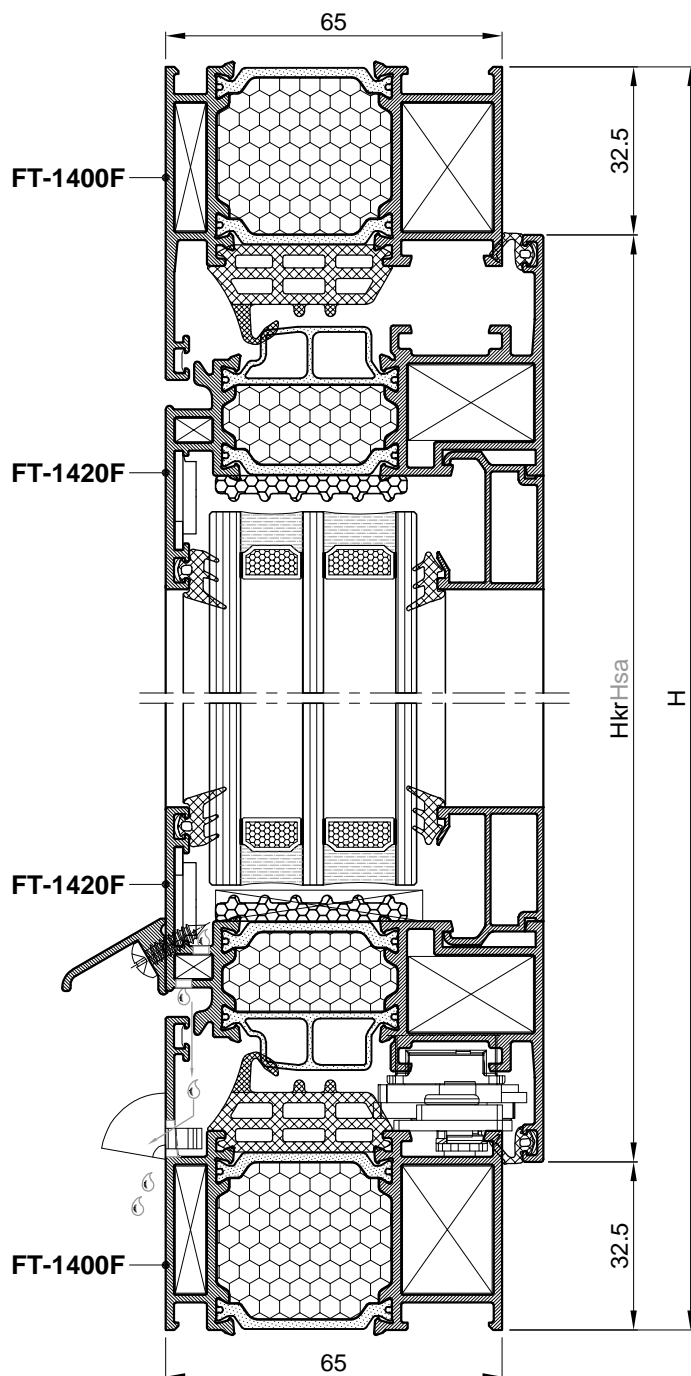
135.042



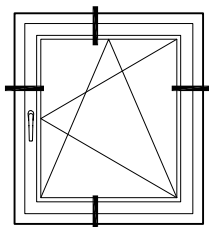
OTKLOPNO ZAOKRETNI PROZOR
TILT & TURN WINDOW



(Skriveni otklopno-zaokretni mehanizam- Giesse)
(Hidden tilt & turn mechanism- Giesse)

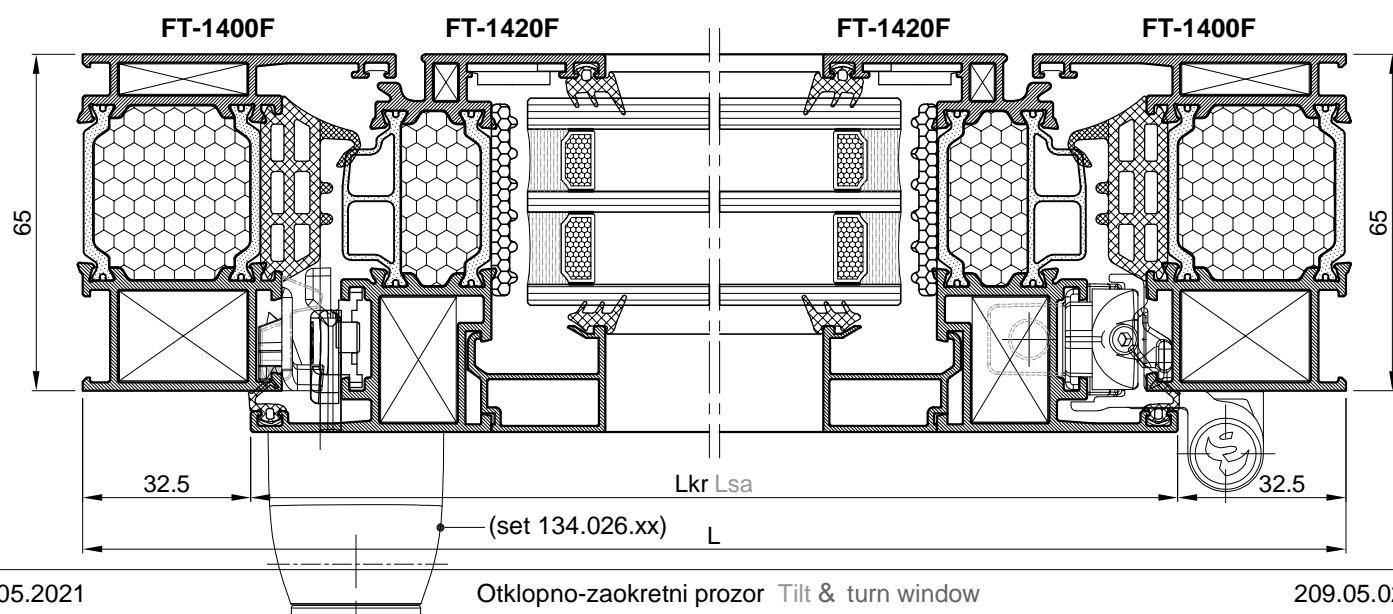
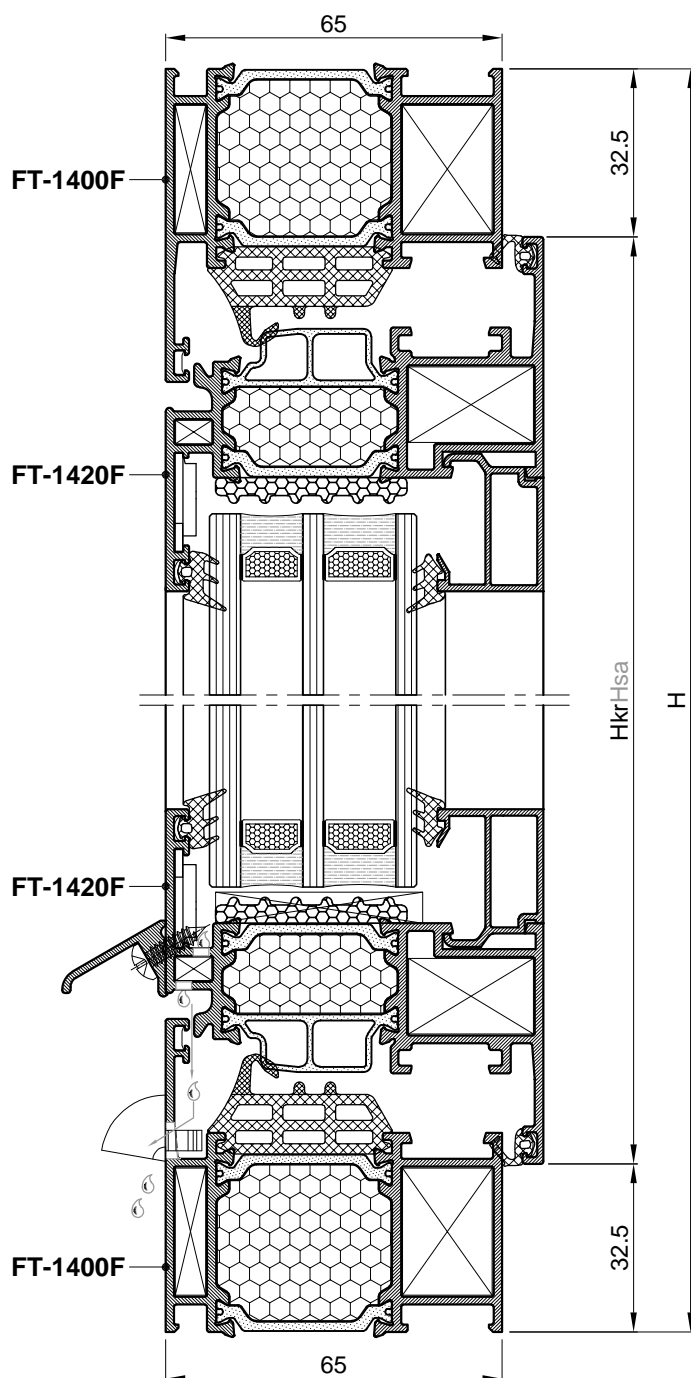
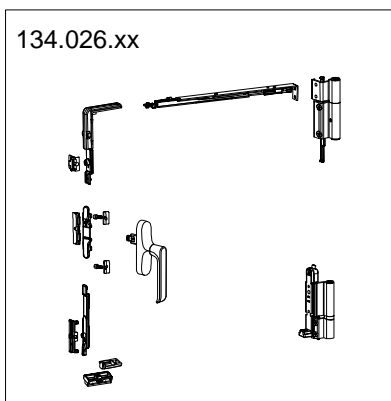


OTKLOPNO ZAOKRETNI PROZOR TILT & TURN WINDOW

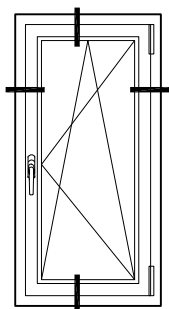


(Otklopno-zaokretni mehanizam- Stublina)
(Tilt & turn mechanism- Stublina)

134.026.xx

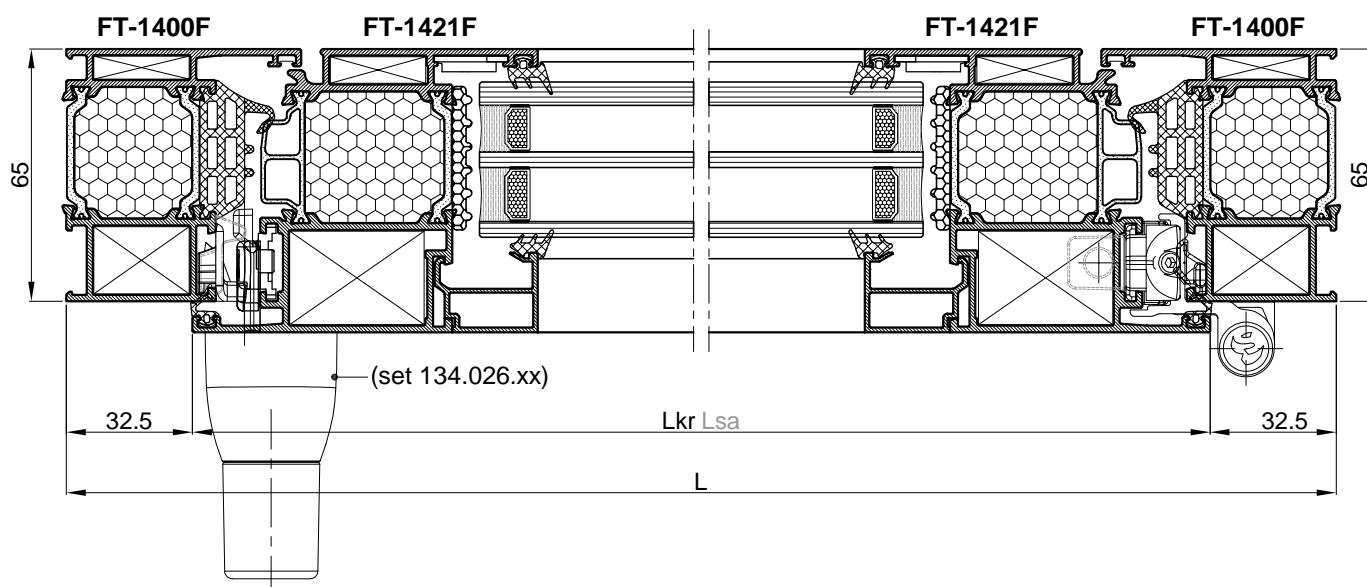
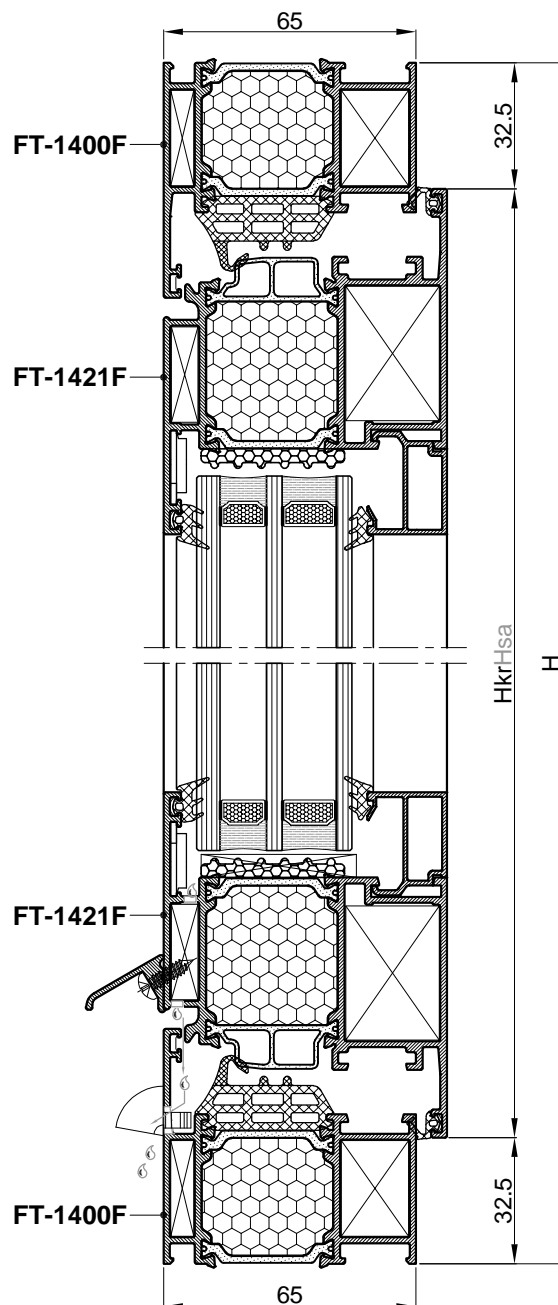
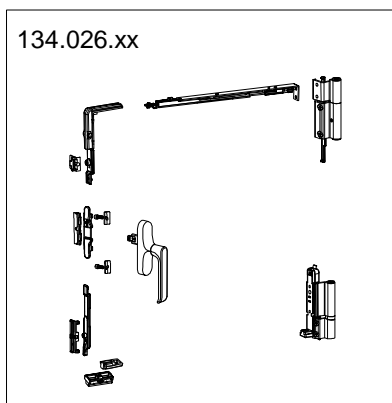


JEDNOKRILNA BALKONSKA VRATA
ONE-SASH BALCONY DOOR

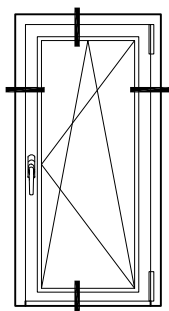


(Otklopno-zaokretni mehanizam- Stublina)
(Tilt & turn mechanism- Stublina)

134.026.xx

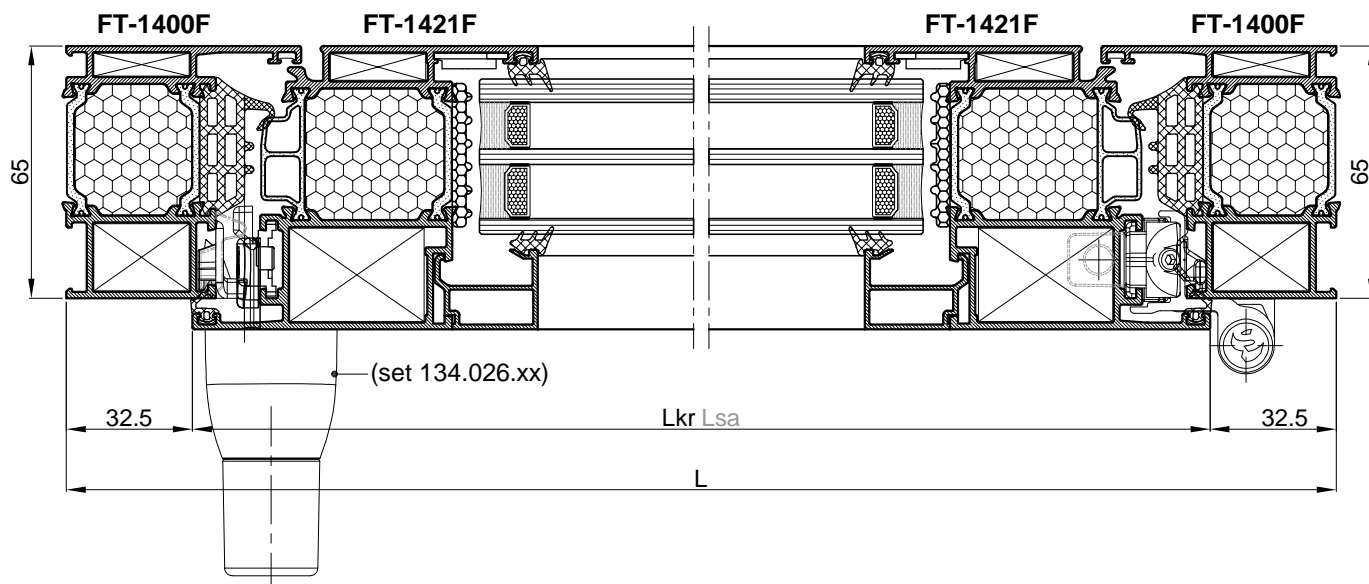
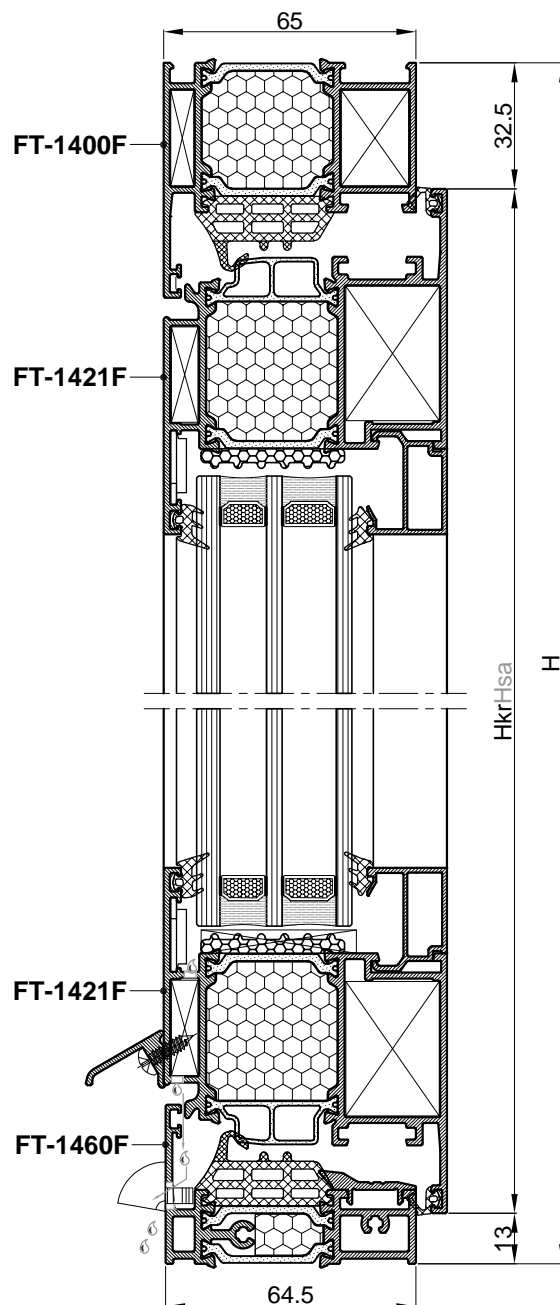
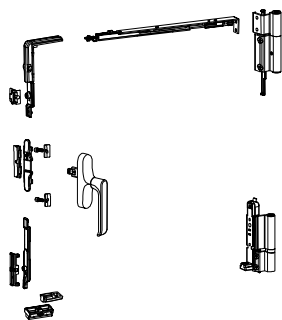


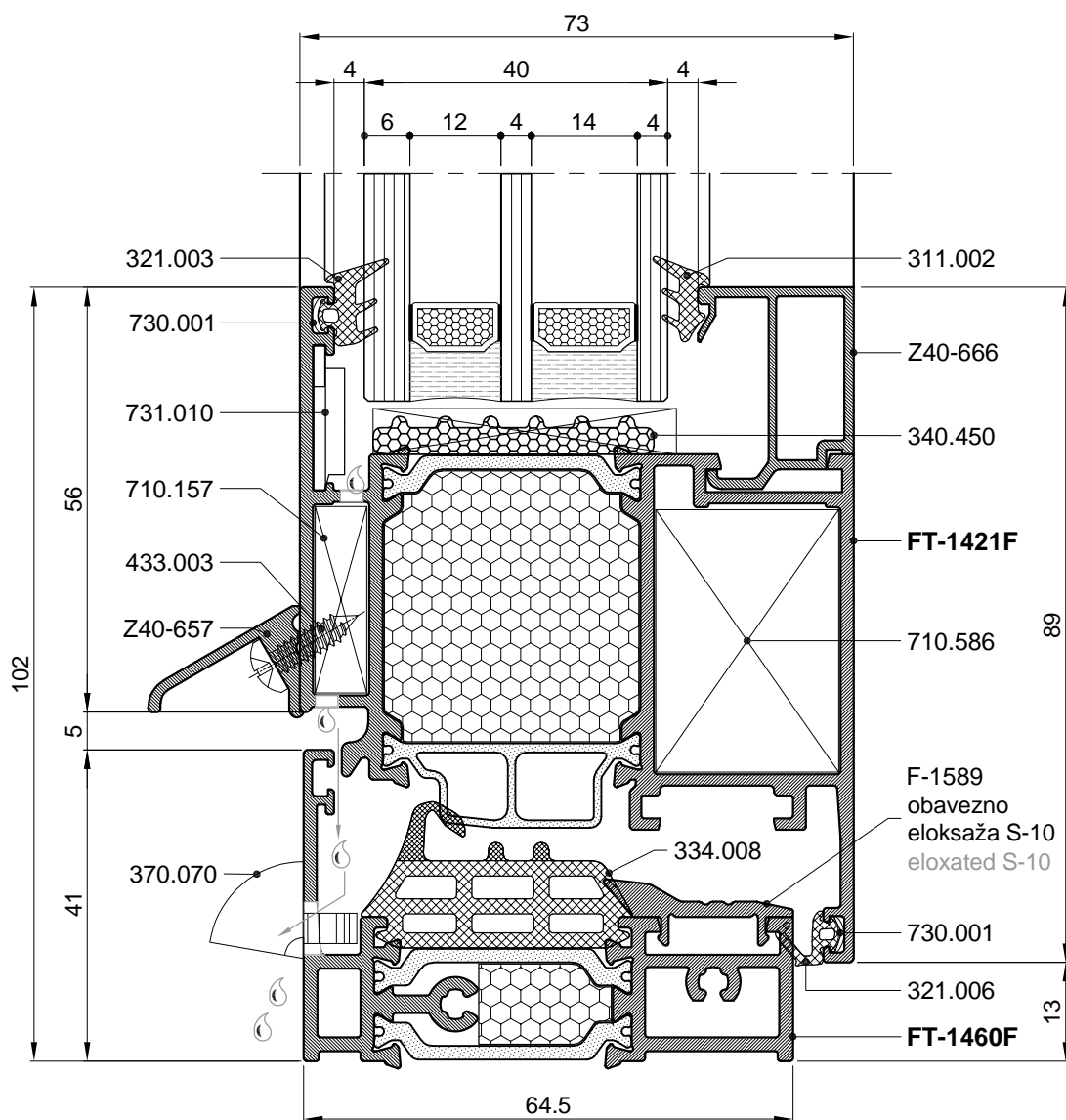

JEDNOKRILNA BALKONSKA VRATA - NISKI PRAG
ONE-SASH BALCONY DOOR - LOW THRESHOLD

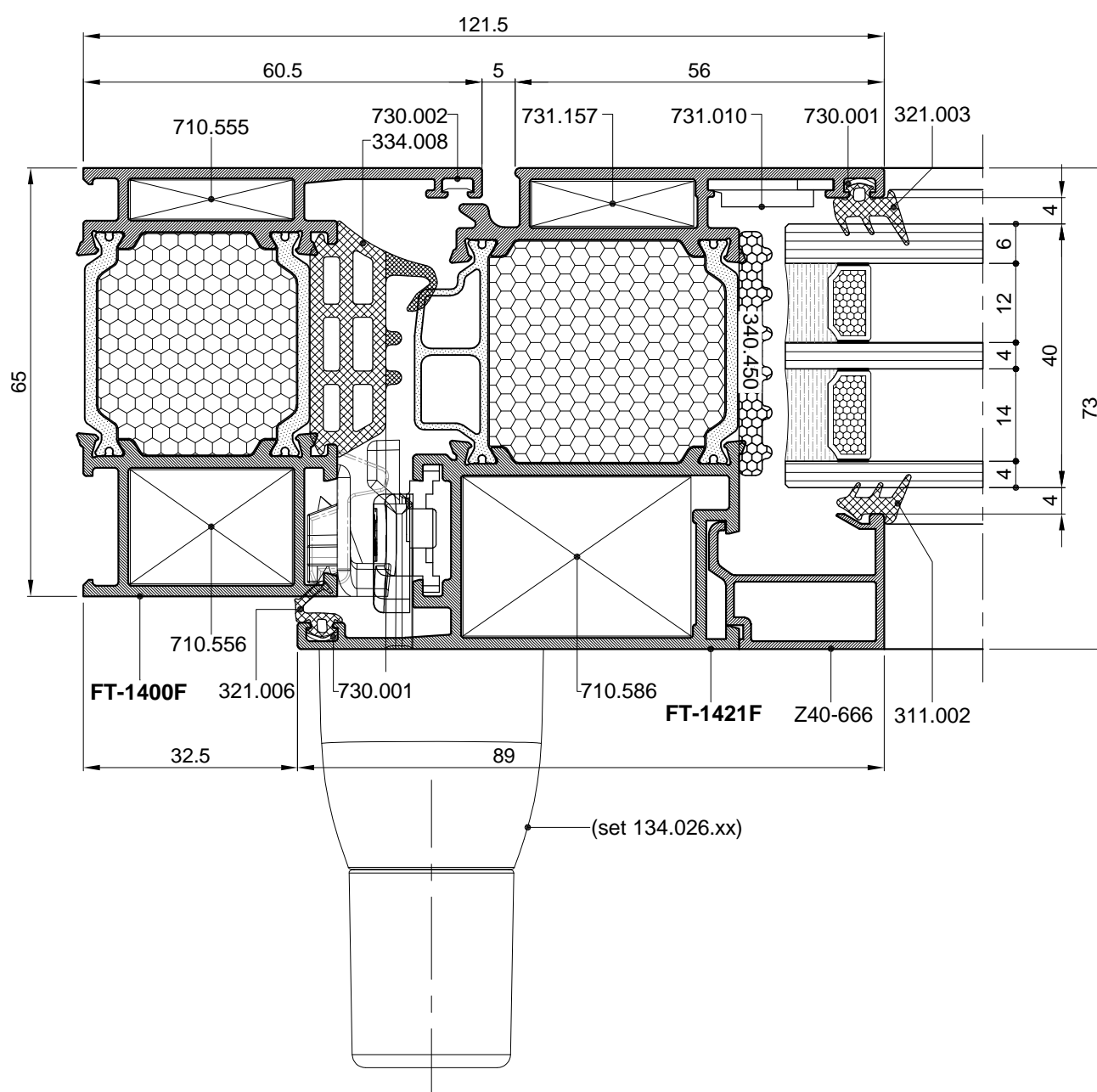
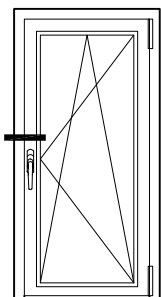


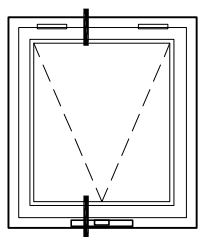
(Otklopno-zaokretni mehanizam- Stublina)
(Tilt & turn mechanism- Stublina)

134.026.xx



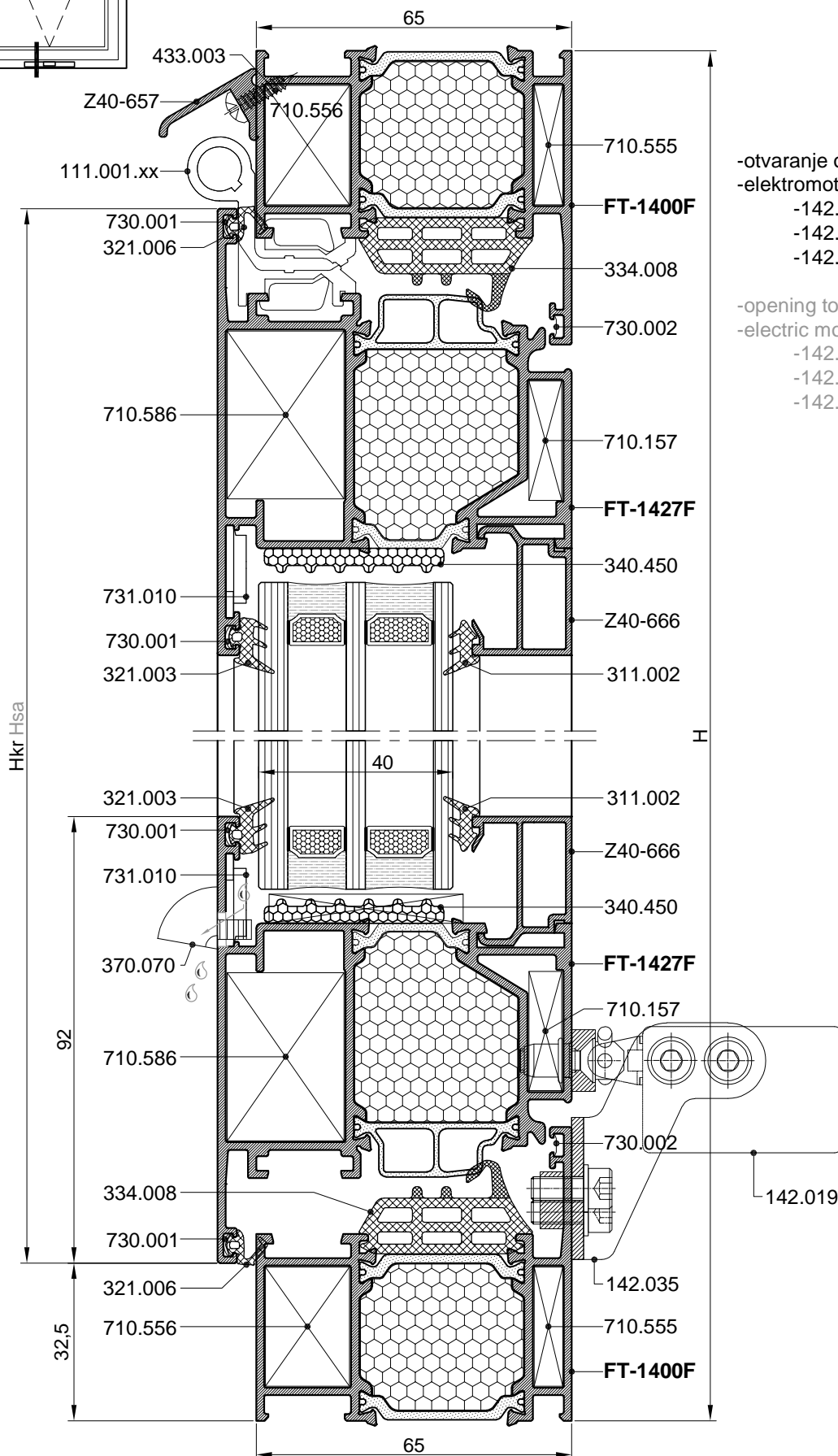






OTKLOPNI PROZOR - VENTUS sa elektromotorom - otvaranje vani
TILT WINDOW - VENTUS with electric motor - outwards opening

Krilo : FT-1427F
Sash : FT-1427F



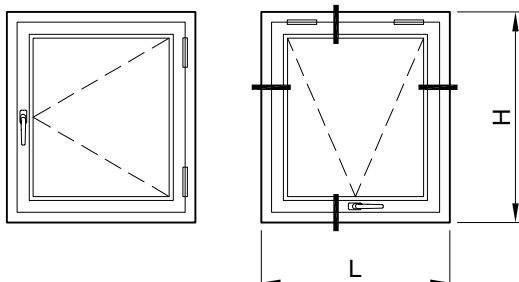
- otvaranje oko gornje ose
- elektromotorni pogon
 - 142.019 - hod motora 200 mm
 - 142.020 - hod motora 300 mm
 - 142.021 - hod motora 400 mm
- opening top axis
- electric motor drive
 - 142.019 - throw motor 200 mm
 - 142.020 - throw motor 300 mm
 - 142.021 - throw motor 400 mm

Jednokrilni prozor:

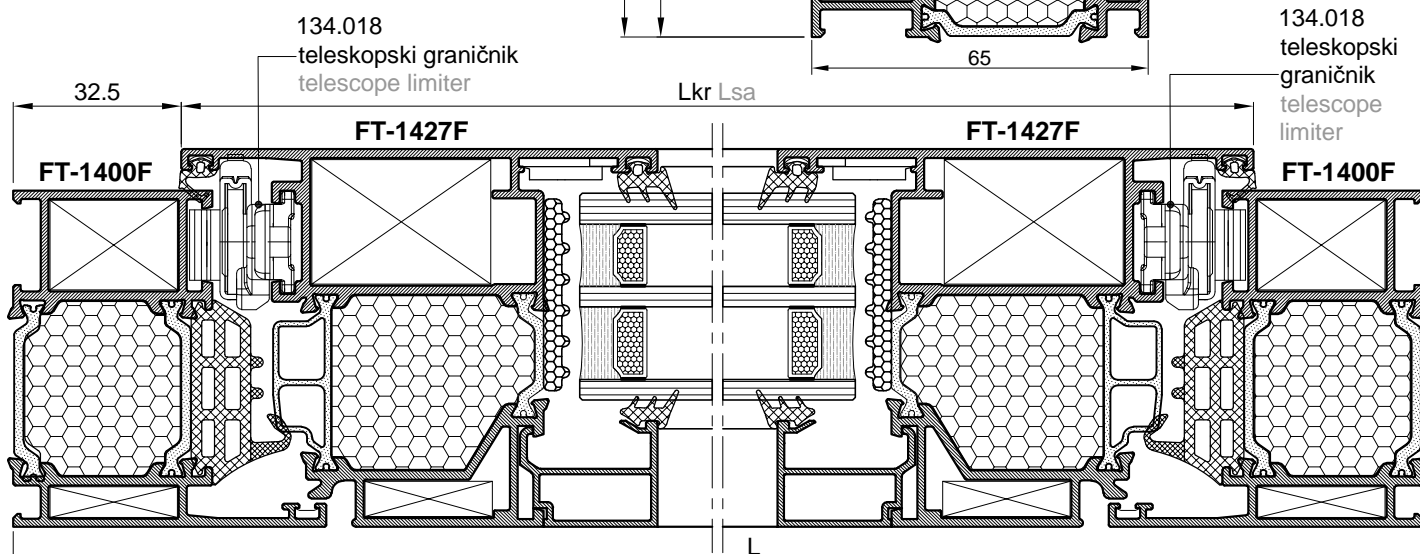
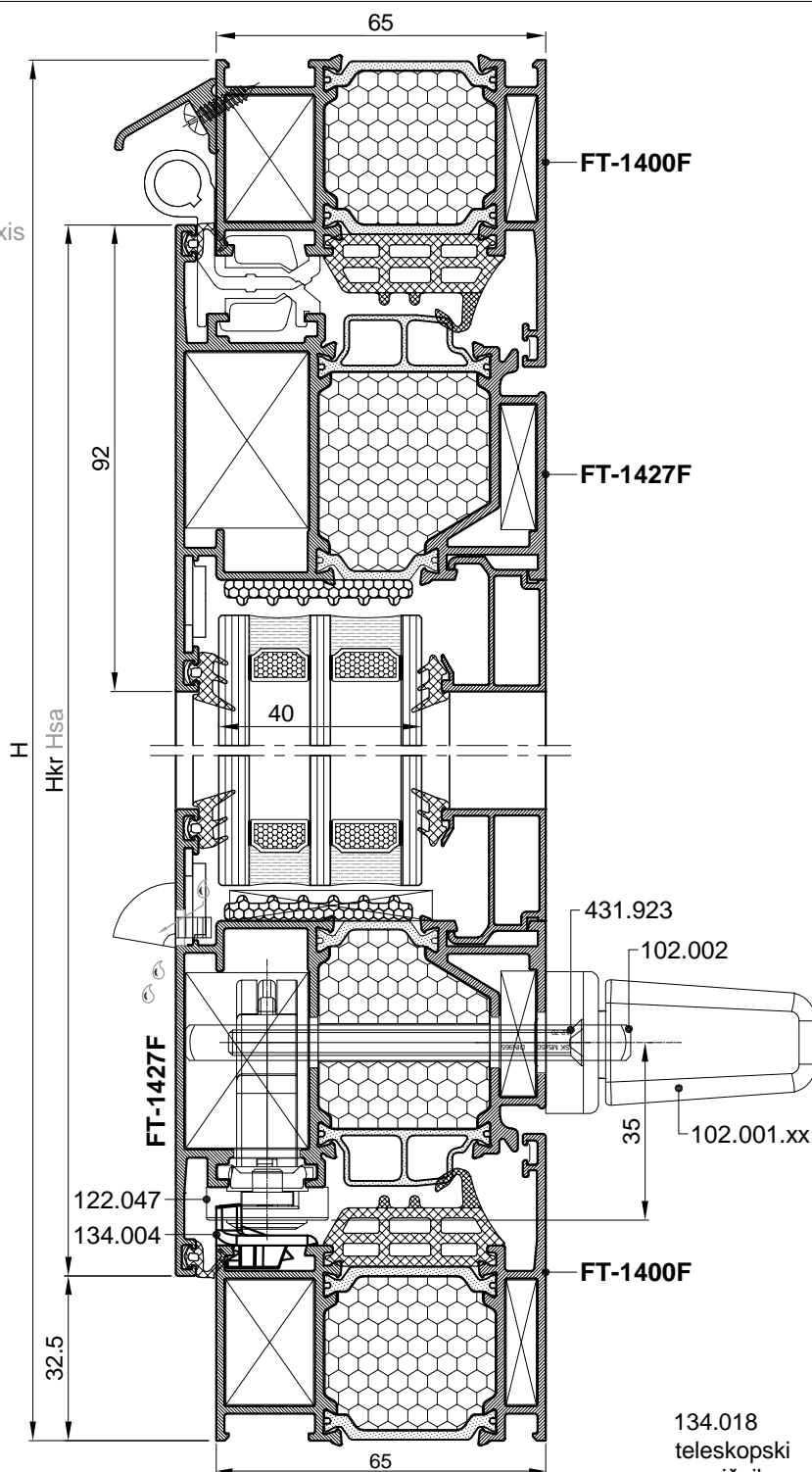
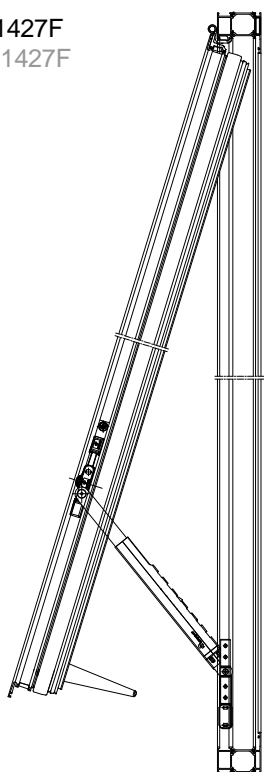
- otvaranje vani oko gornje vodoravne ose
- otvaranje vani, zaokretno oko okomite ose

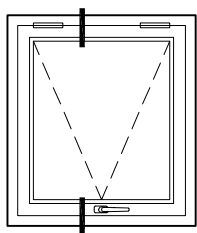
Single casement window:

- outwards opening around the top horizontal axis
- outwards opening, turn around the vertical axis



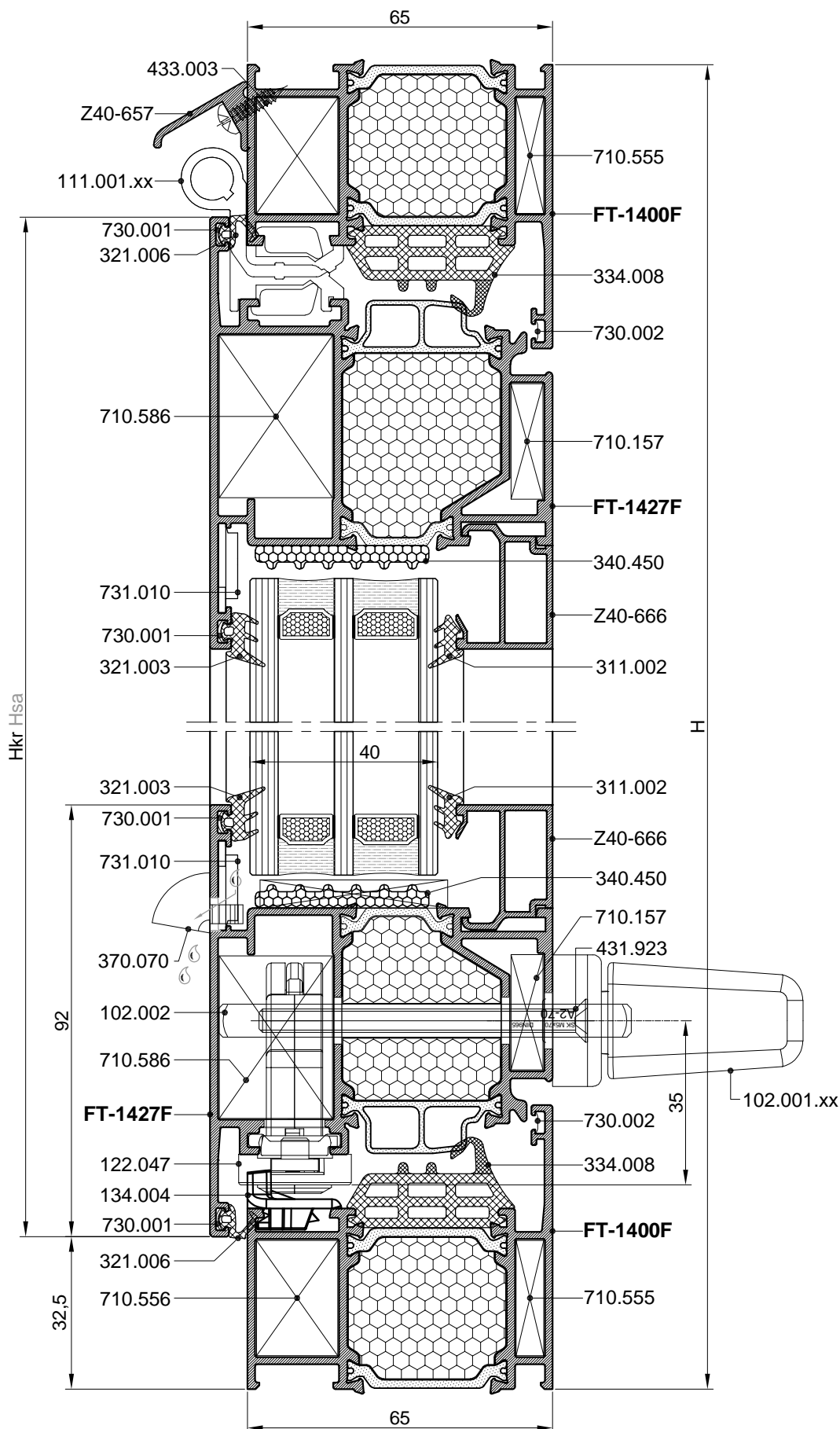
Krilo : FT-1427F
Sash : FT-1427F



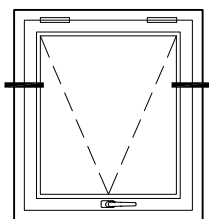


Krilo : FT-1427F
Sash : FT-1427F

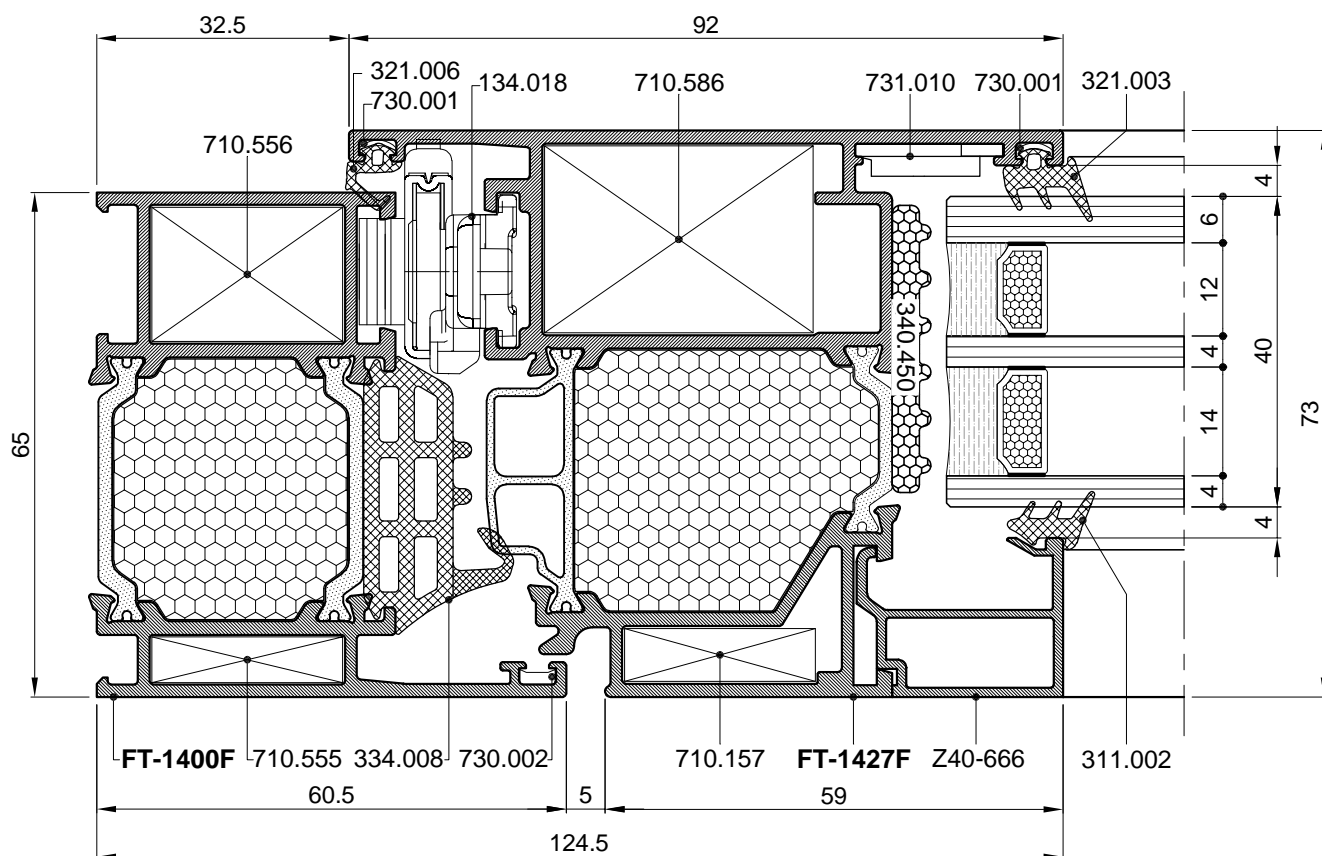
OTKLOPNI PROZOR - VENTUS - otvaranje vani oko gornje vodoravne ose
TILT WINDOW - VENTUS - outwards opening around the top horizontal axis

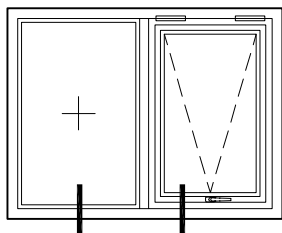


OTKLOPNI PROZOR - VENTUS - otvaranje vani oko gornje vodoravne ose
TILT WINDOW - VENTUS - outwards opening around the top horizontally axis



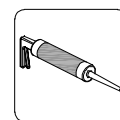
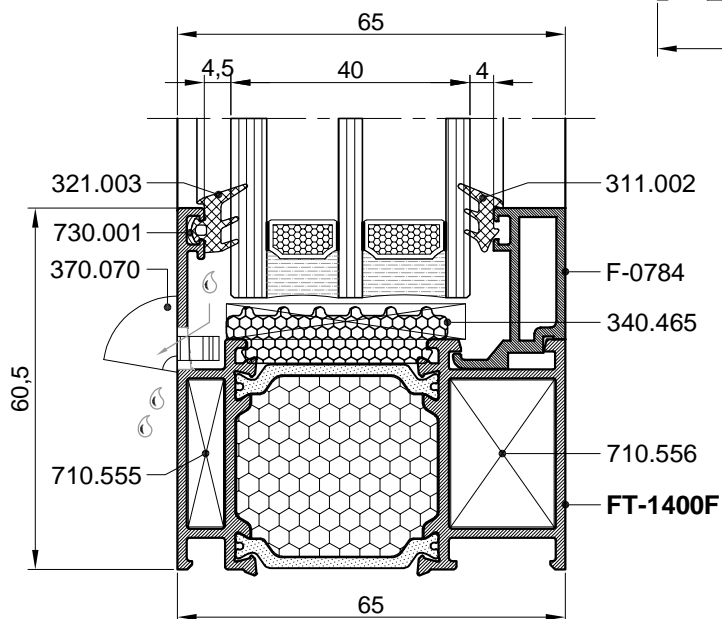
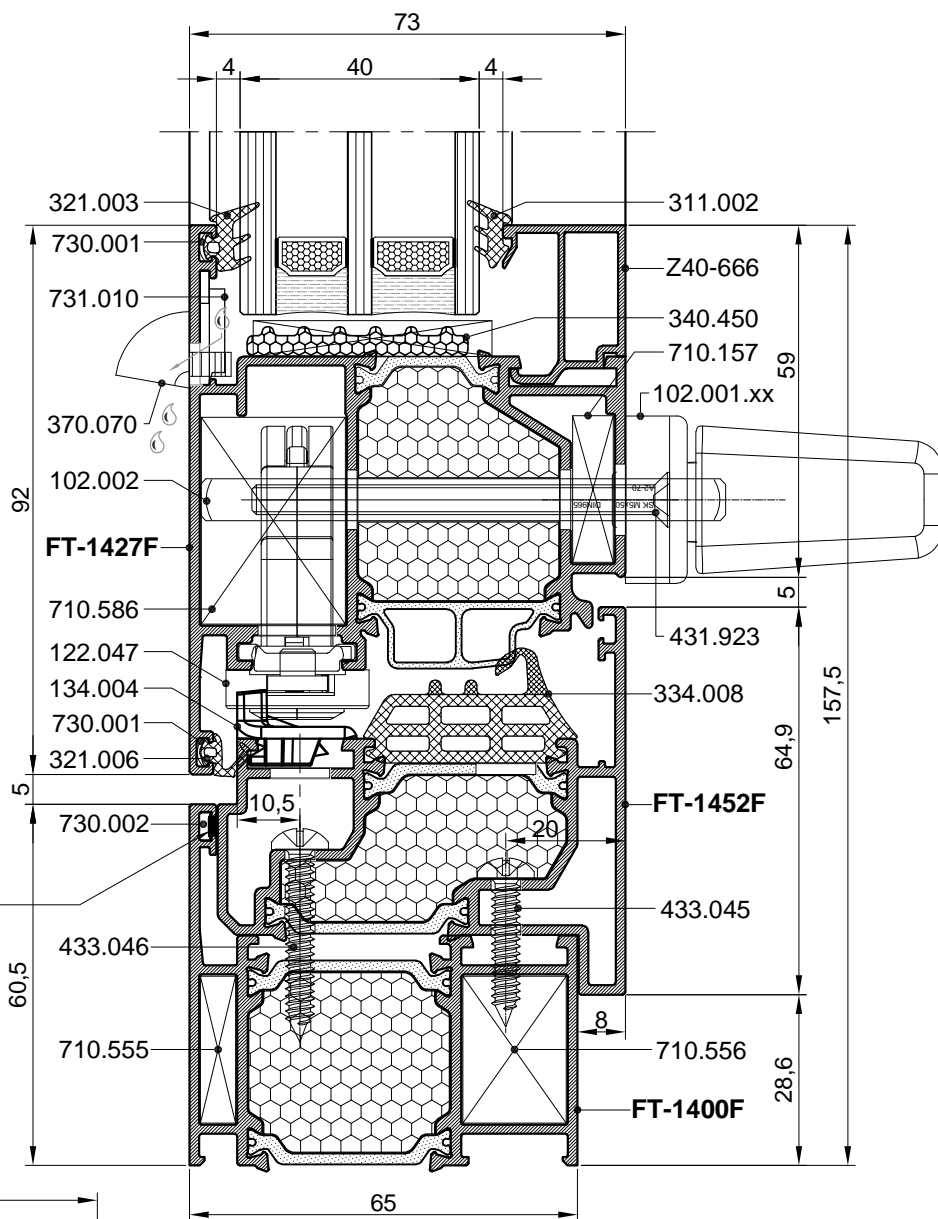
Krilo : FT-1427F
Sash : FT-1427F



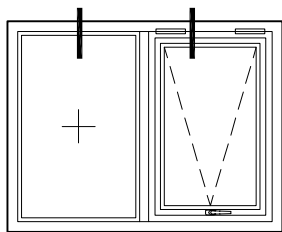


Krilo : FT-1427F
Sash : FT-1427F

OTKLOPNI PROZOR (VENTUS) S FIKSNIM DIJLOM - otvaranje vani
TILT WINDOW (VENTUS) WITH FIXED PART - outwards opening

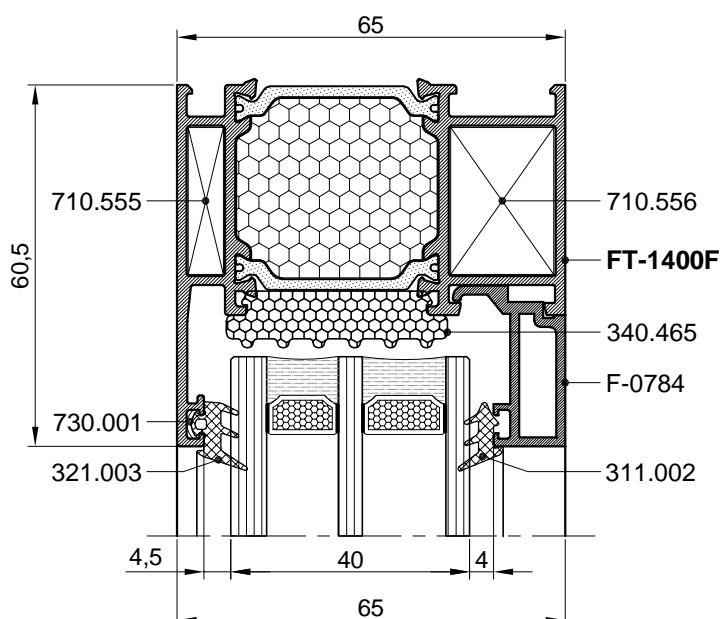
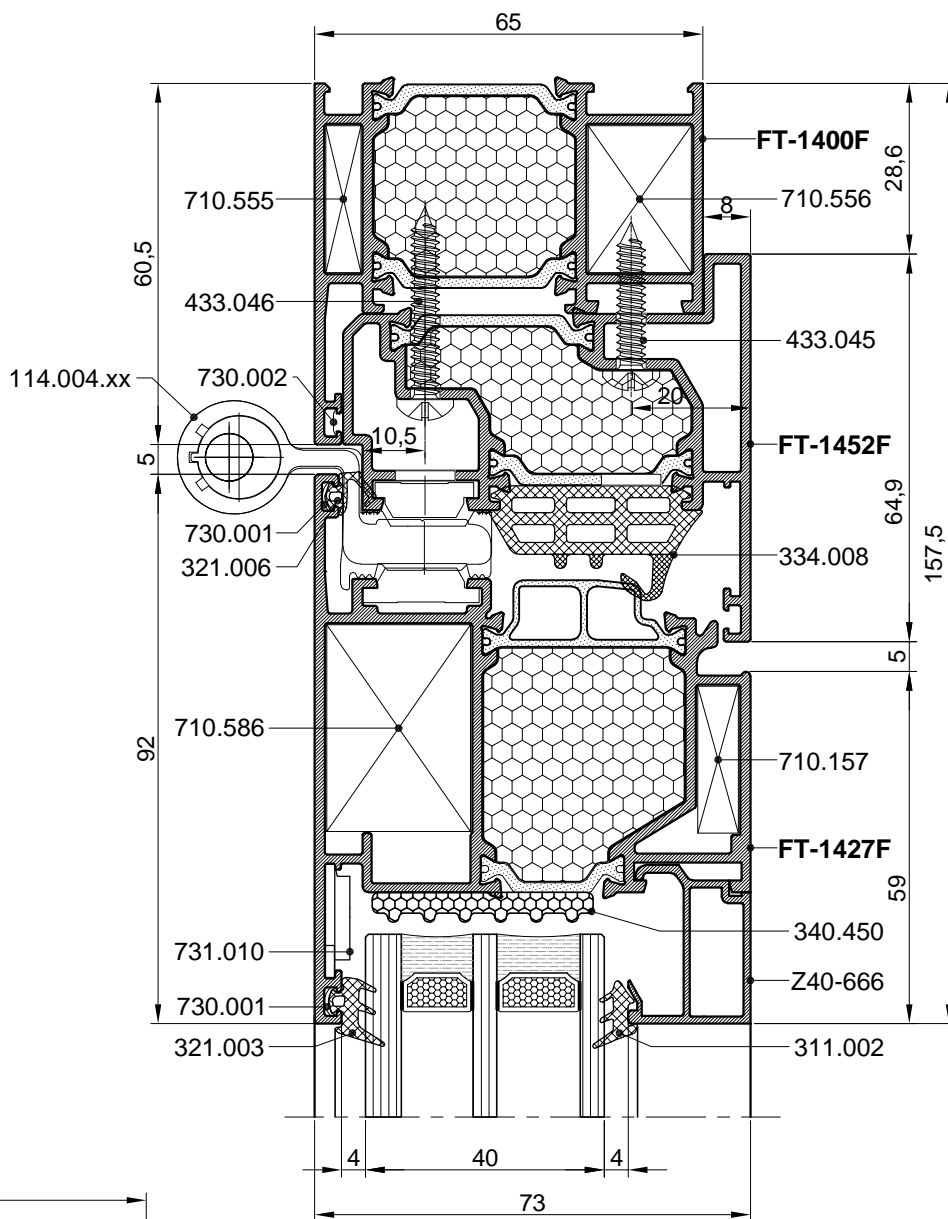


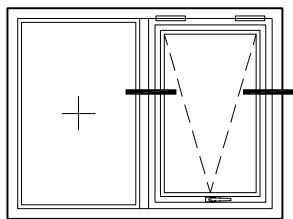
ljepilo za metal
(npr. Teroson MS 939)
metal glue
(eg. Teroson MS 939)



Krilo : FT-1427F
Sash : FT-1427F

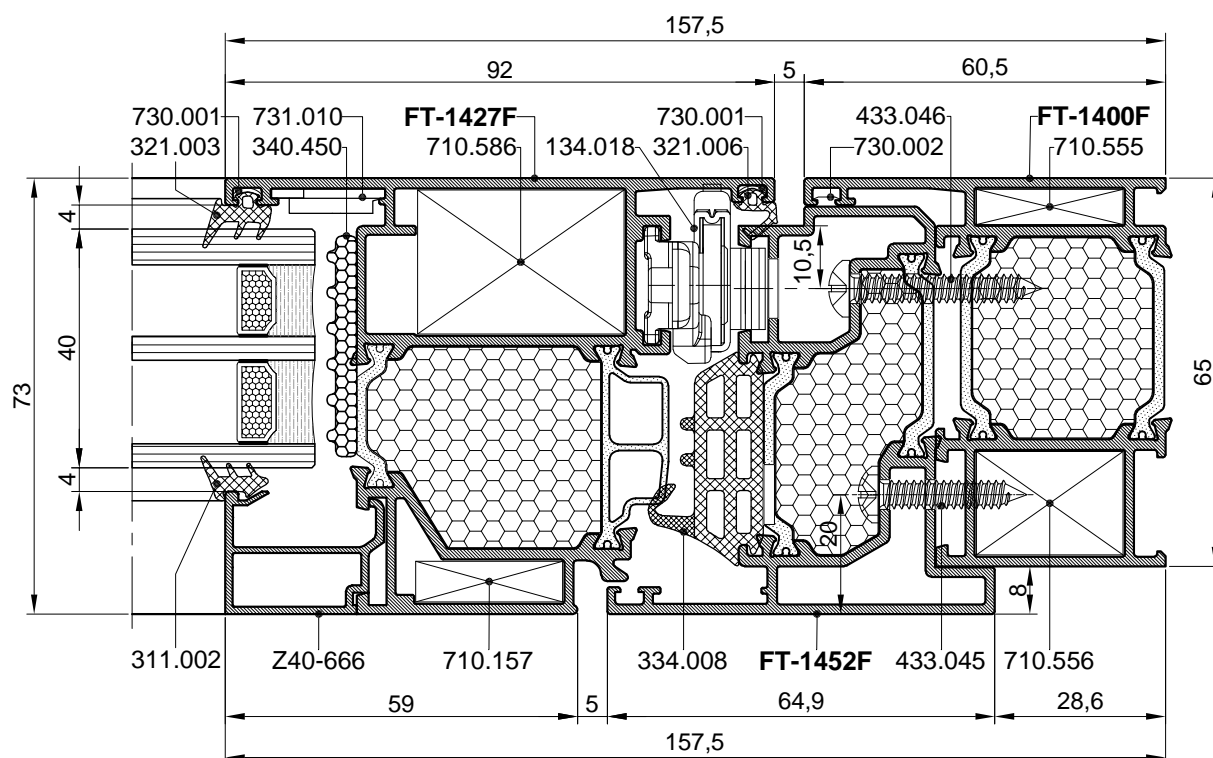
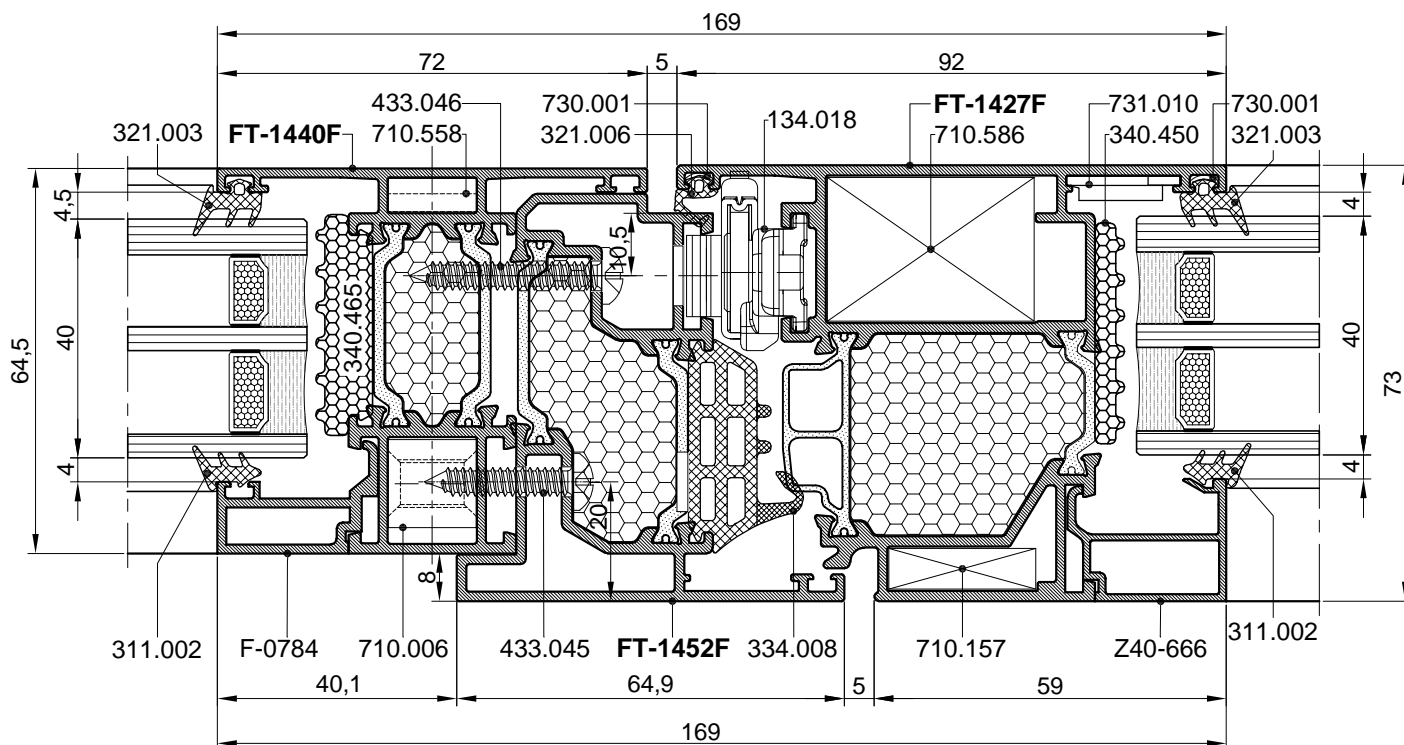
OTKLOPNI PROZOR (VENTUS) S FIKSNIM DIJLOM - otvaranje vani
TILT WINDOW (VENTUS) WITH FIXED PART - outwards opening

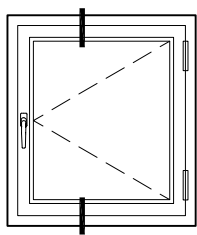




OTKLOPNI PROZOR (VENTUS) S FIKSNIM DIJLOM - otvaranje vani
TILT WINDOW (VENTUS) WITH FIXED PART - outwards opening

Krilo : FT-1427F
Sash : FT-1427F



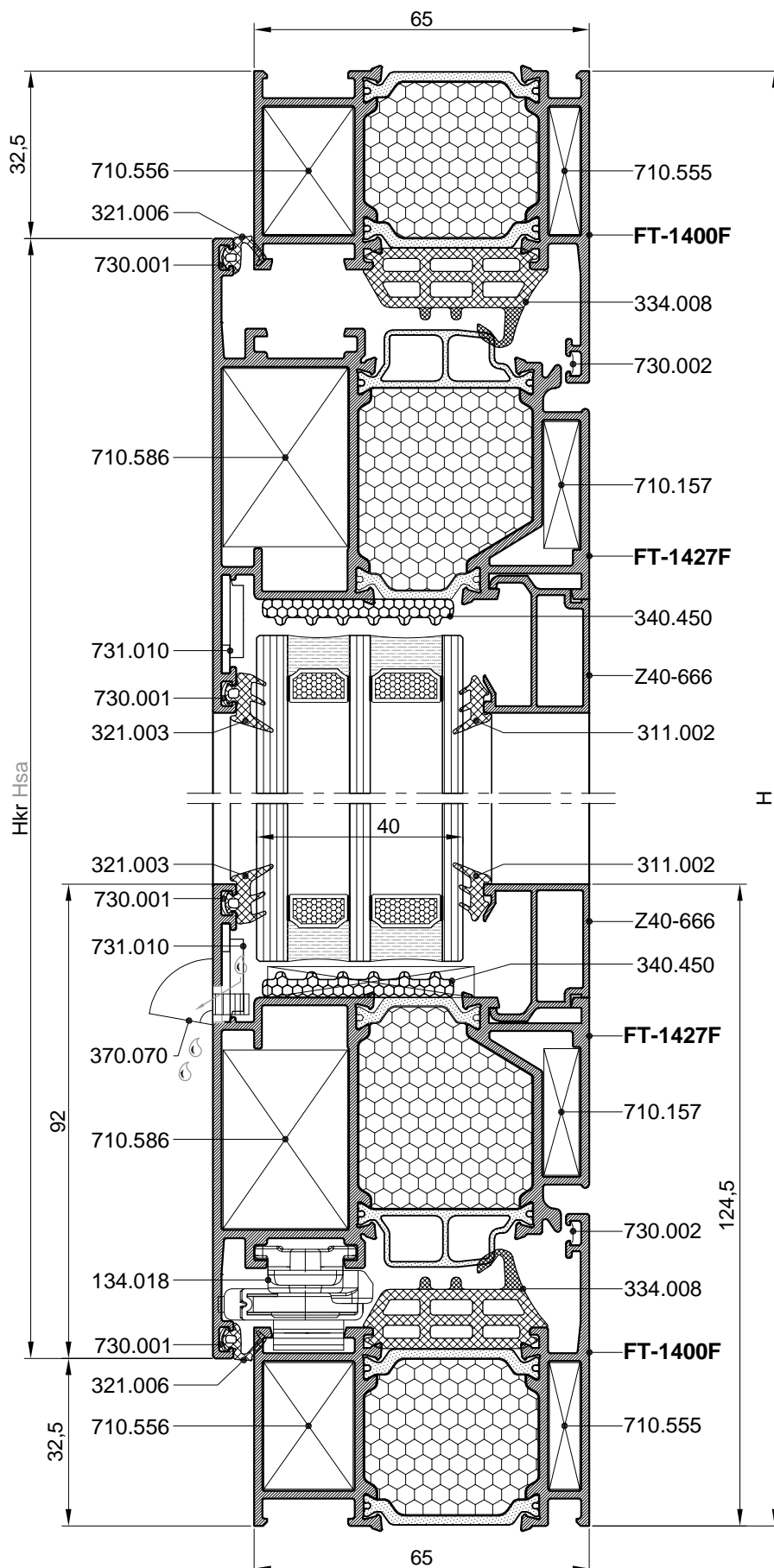


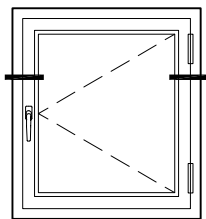
Krilo : FT-1427F
Sash : FT-1427F

134.018
Teleskopske škare,
graničnik otvaranja
Telescope stays,
opening limiter

OKOV / HARDWARE

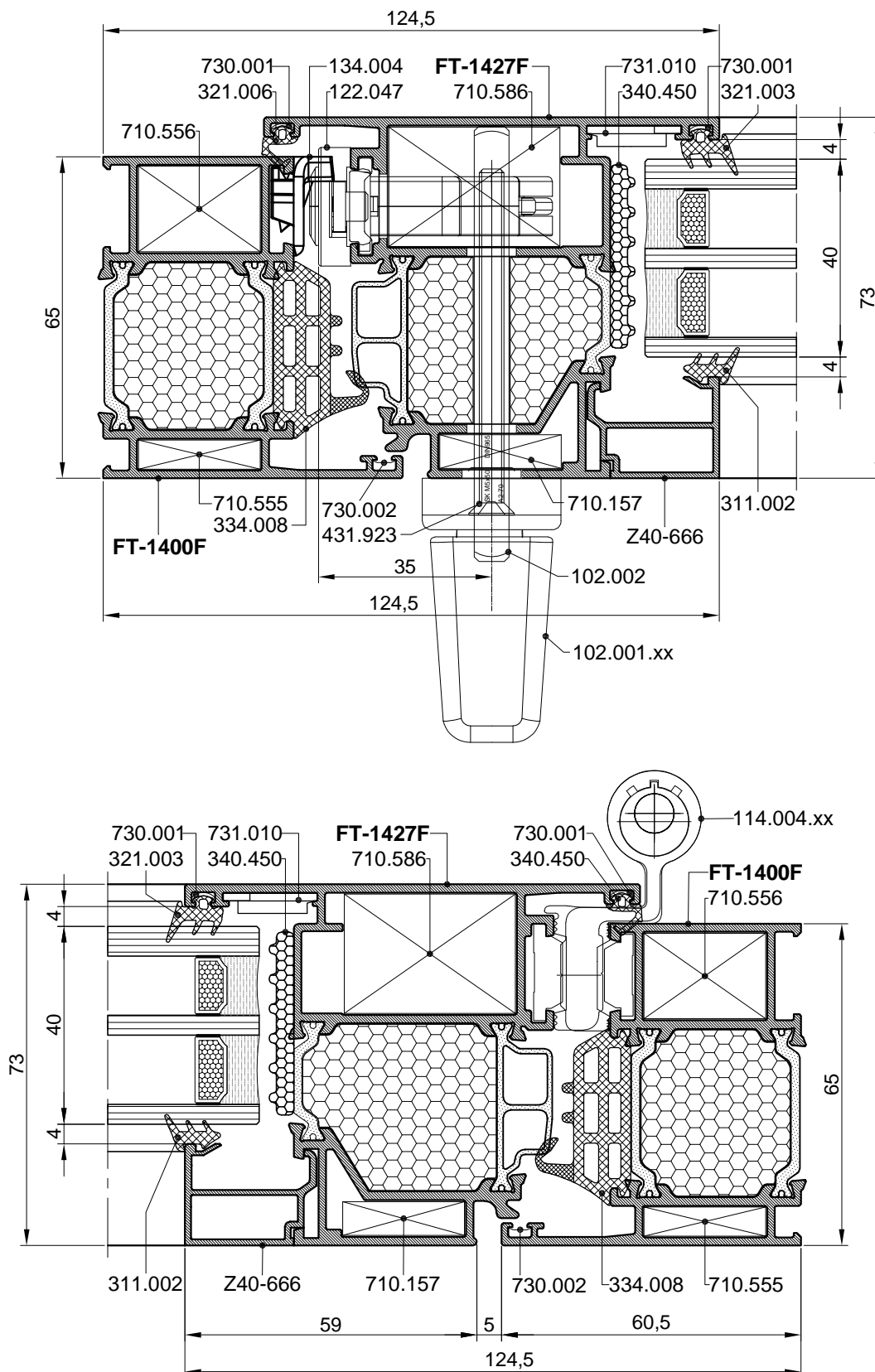
Zaokretni prozor - otvaranje vani Turn window - outside opening		
Oznaka Code	Opis Description	kom pcs
122.047	brava 35 mm lock 35mm 6-25916-35-0 (GU)	1
102.001.xx	ručka dirigent-F handle dirigent-F 6-28072-00-0-xx (GU)	1
102.002	firkant 7x7x143 square 7x7x143 9-26874-81-0-1 (GU)	1
431.920	vijak M5x50 DIN 965 screw M5x50 DIN 965	2
134.005	tuljac eccentric pin 4010.27 (Stub.)	2
134.004	prihvatač tuljca eccentric pin guide 4010.03 (Stub.)	2
114.004.xx	dvodijelna šarka two-part hinge	2
134.018	teleskopski graničnik telescope limiter 4066.00 (Stub.)	1

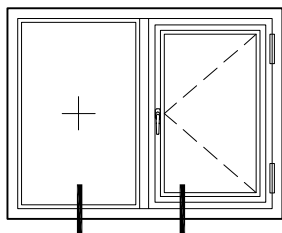




Krilo : FT-1427F
Sash : FT-1427F

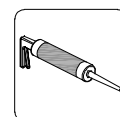
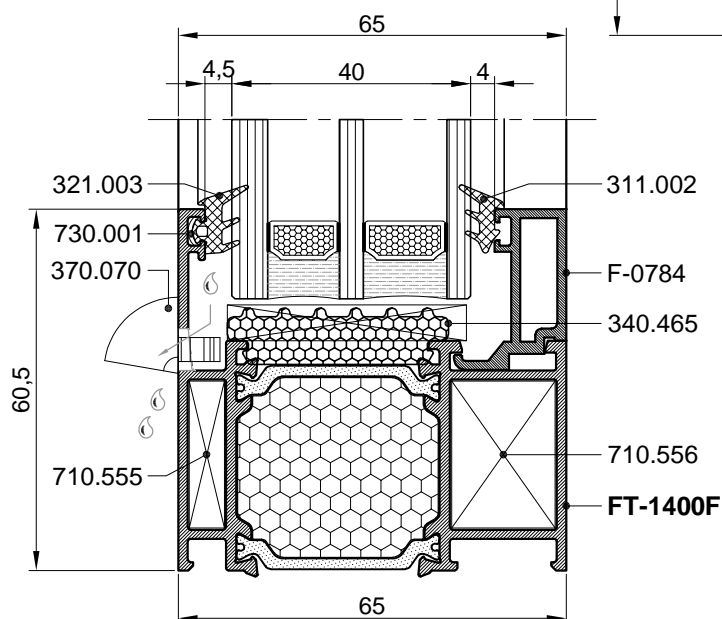
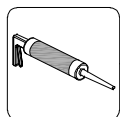
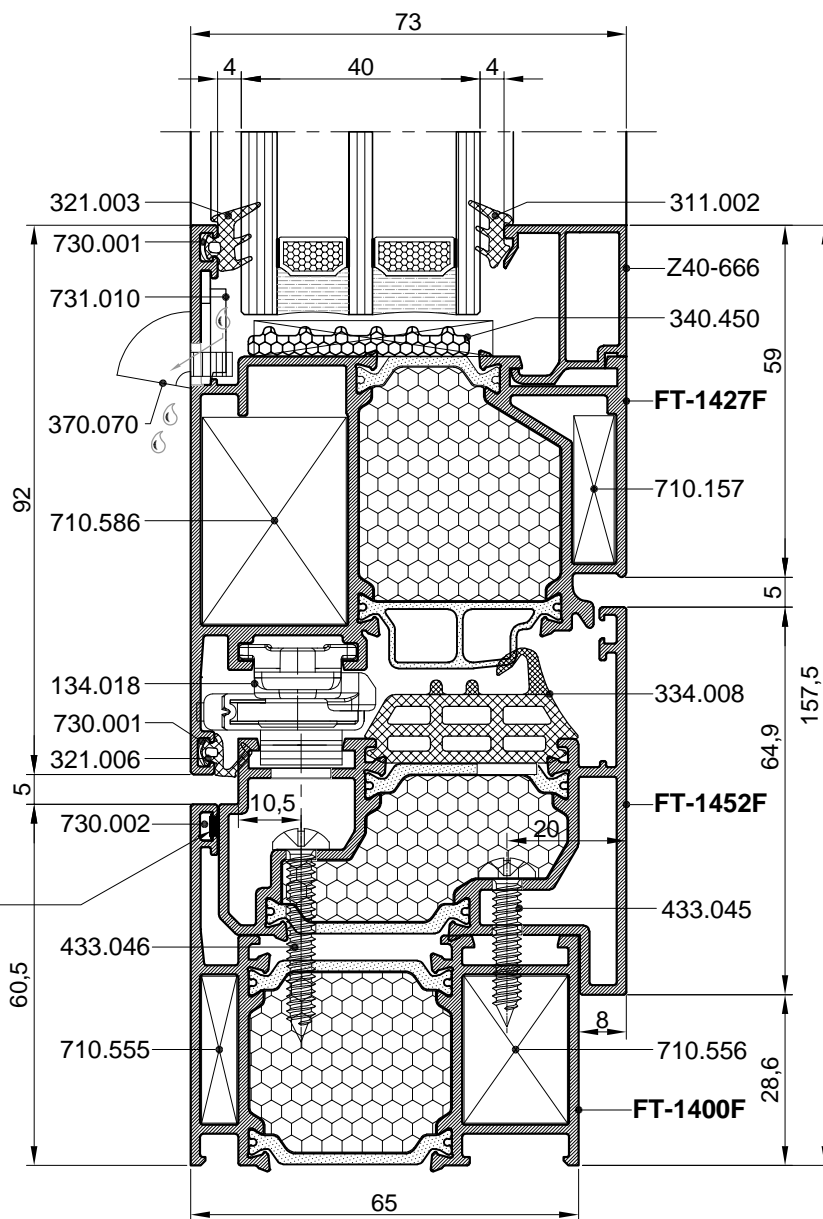
ZAOKRETNI PROZOR - otvaranje vani, zaokretno oko okomite ose
TURN WINDOW - outwards opening, turn around the vertical axis



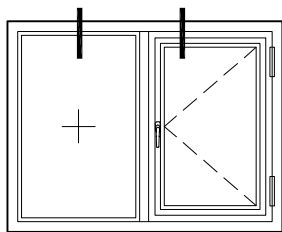


ZAOKRETNI PROZOR S FIKSNIM DIJELOM - otvaranje vani, zaokretno oko okomite ose
TURN WINDOW WITH FIXED PART - outwards opening, turn around the vertical axis

Krilo : FT-1427F
 Sash : FT-1427F

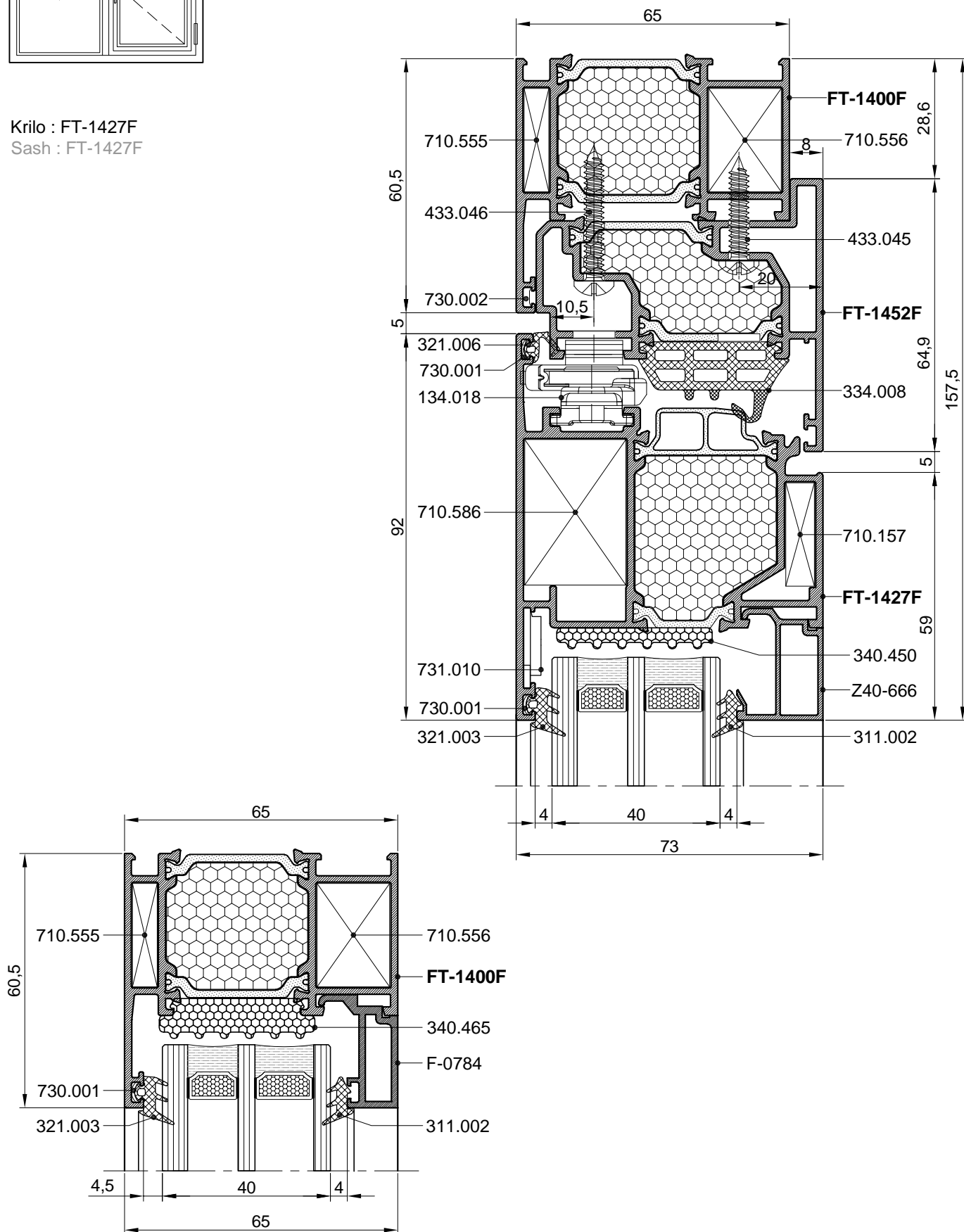


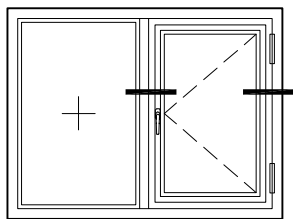
lijepilo za metal
 (npr. Teroson MS 939)
 metal glue
 (eg. Teroson MS 939)



ZAOKRETNI PROZOR S FIKSNIM DIJELOM - otvaranje vani, zaokretno oko okomite ose
TURN WINDOW WITH FIXED PART - outwards opening, turn around the vertical axis

Krilo : FT-1427F
 Sash : FT-1427F

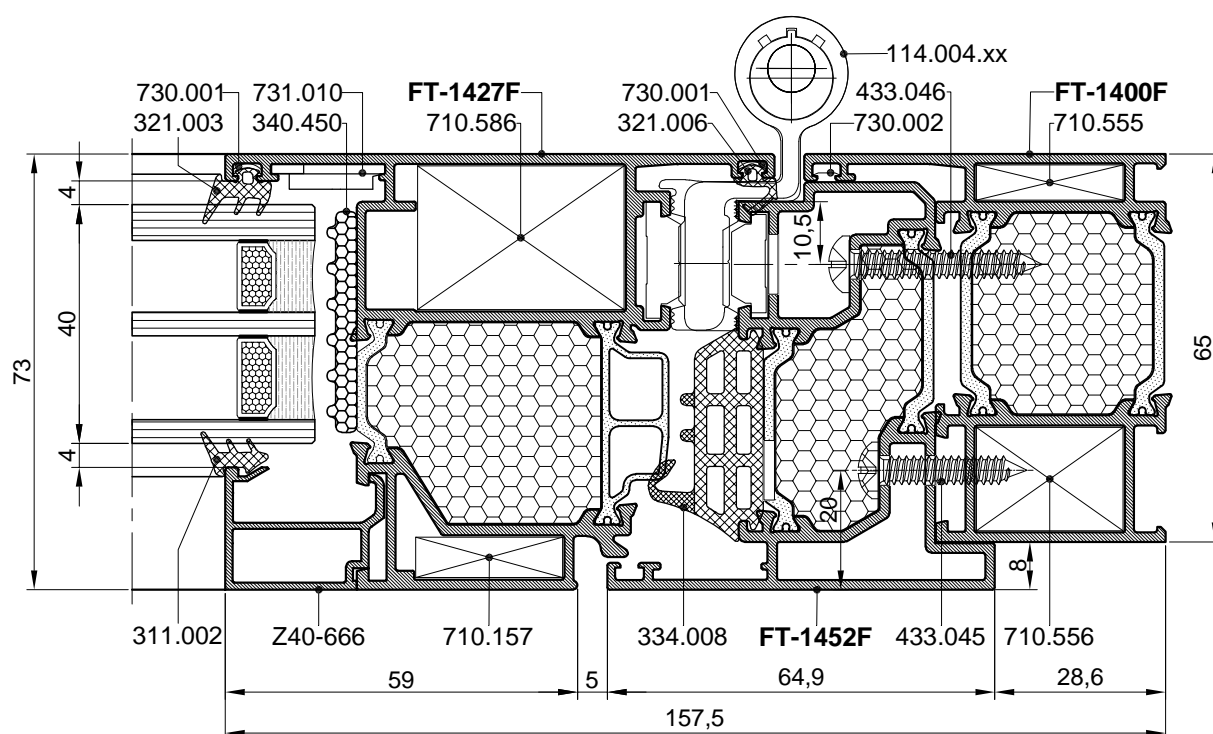
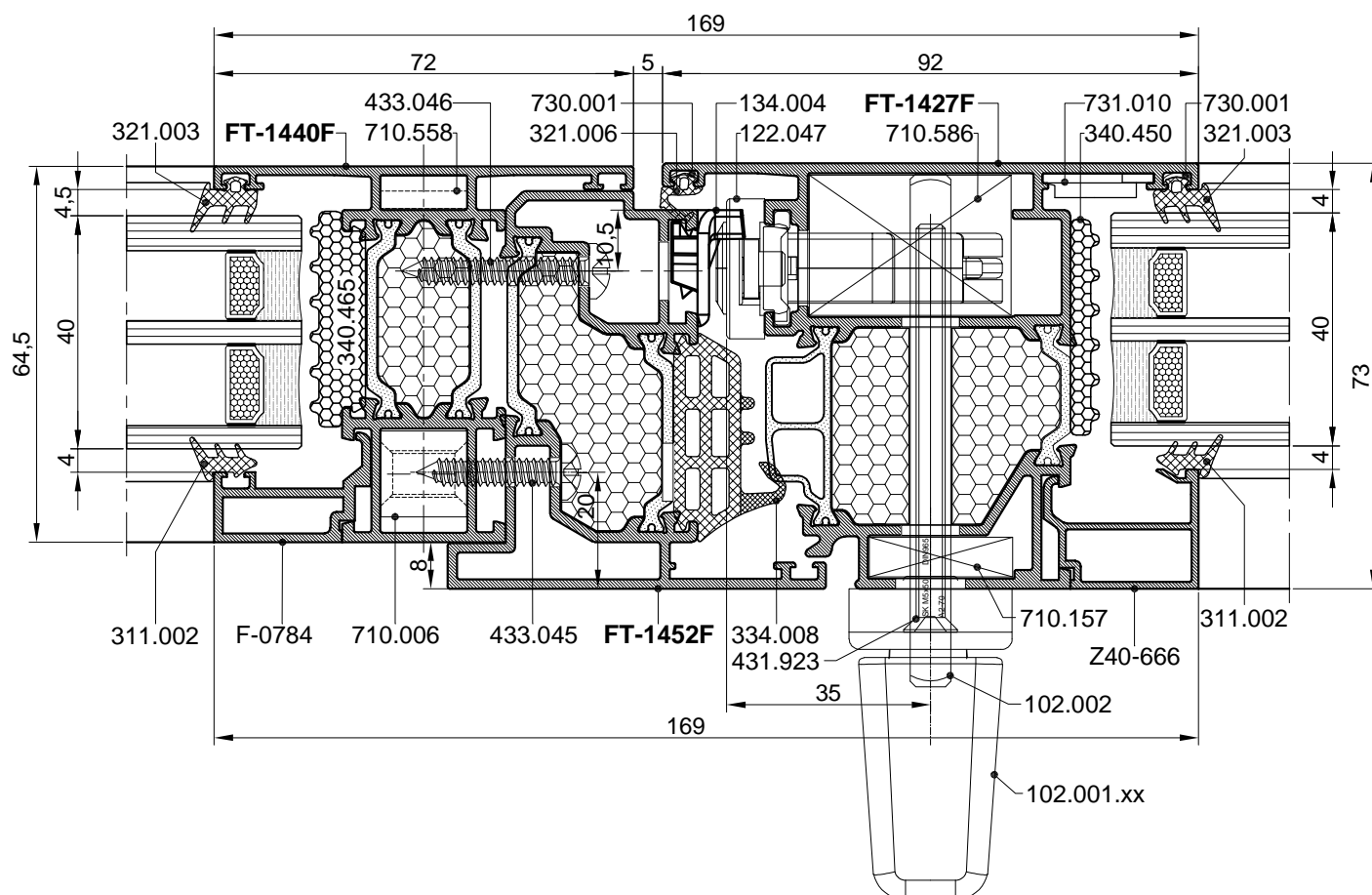


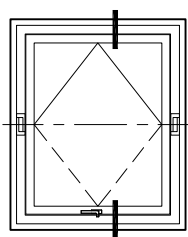


ZAOKRETNI PROZOR S FIKSNIM DIJELOM - otvaranje vani, zaokretno oko okomite ose
TURN WINDOW WITH FIXED PART - outwards opening, turn around the vertical axis

Krilo : FT-1427F

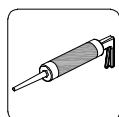
Sash : FT-1427F



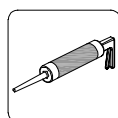


Krilo : FT-1426F
Sash : FT-1426F

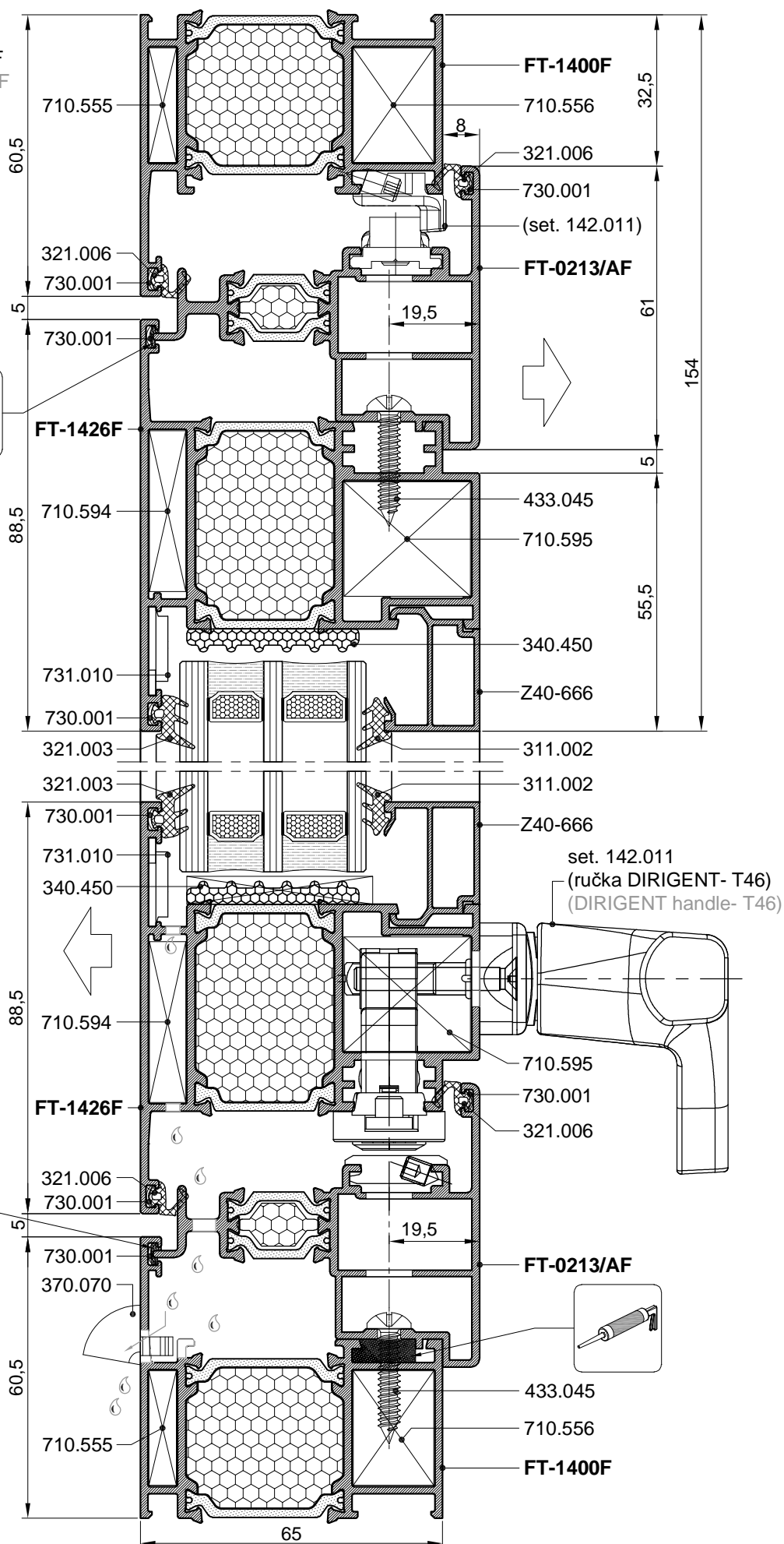
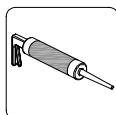
PROZOR -
OTVARANJE OKO SREDNJE
HORIZONTALNE OSI
WINDOW -
OPEN AROUND MIDDLE
HORIZONTAL AXES

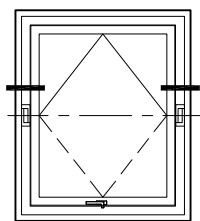


142.011
SET OKOVA ZA PROZOR - GU
WINDOW HARDWARW SET- GU



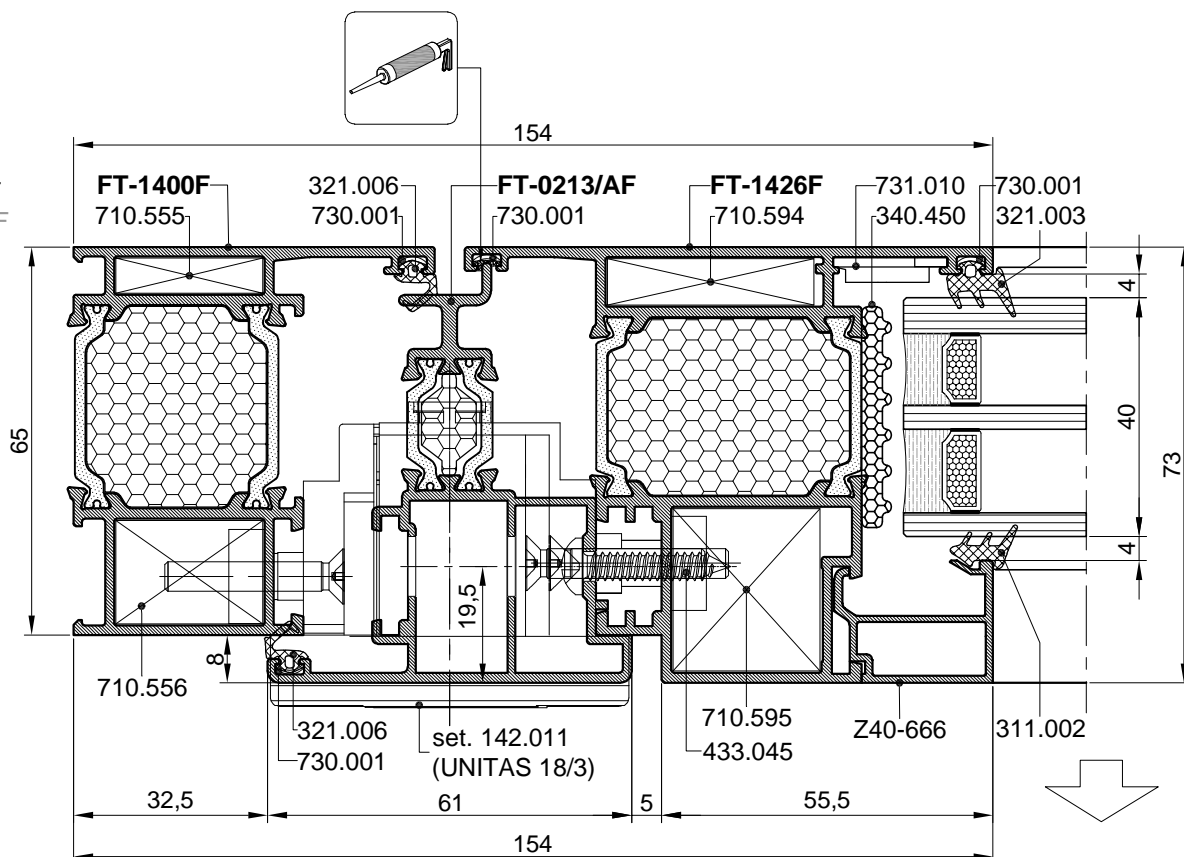
lijepilo za metal
(npr. Teroson MS 939)
metal glue
(eg. Teroson MS 939)



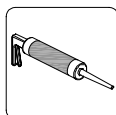
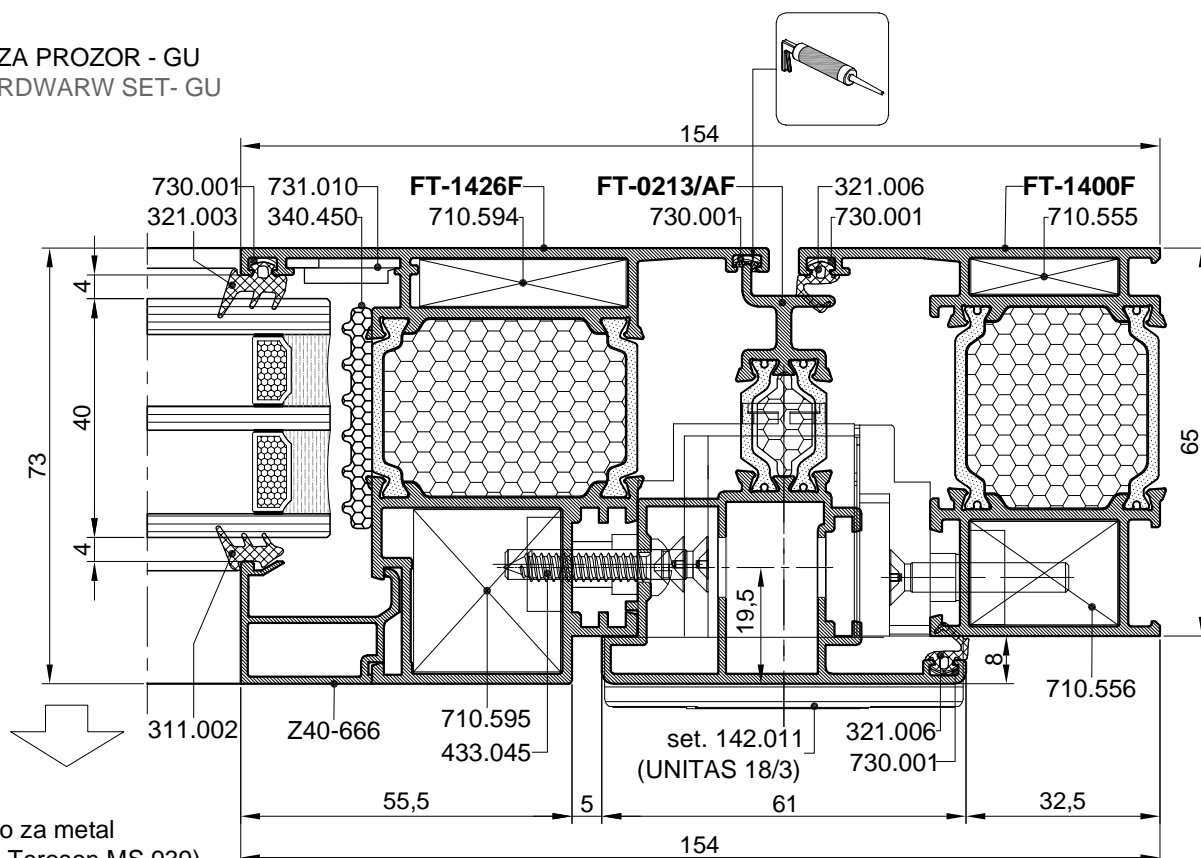


PROZOR - OTVARANJE OKO SREDNJE HORIZONTALNE OSI WINDOW - OPEN AROUND MIDDLE HORIZONTAL AXES

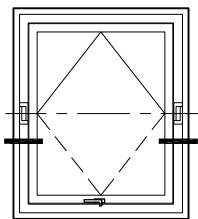
Krilo : FT-1426F
Sash : FT-1426F



142.011
SET OKOVA ZA PROZOR - GU
WINDOW HARDWARE SET- GU

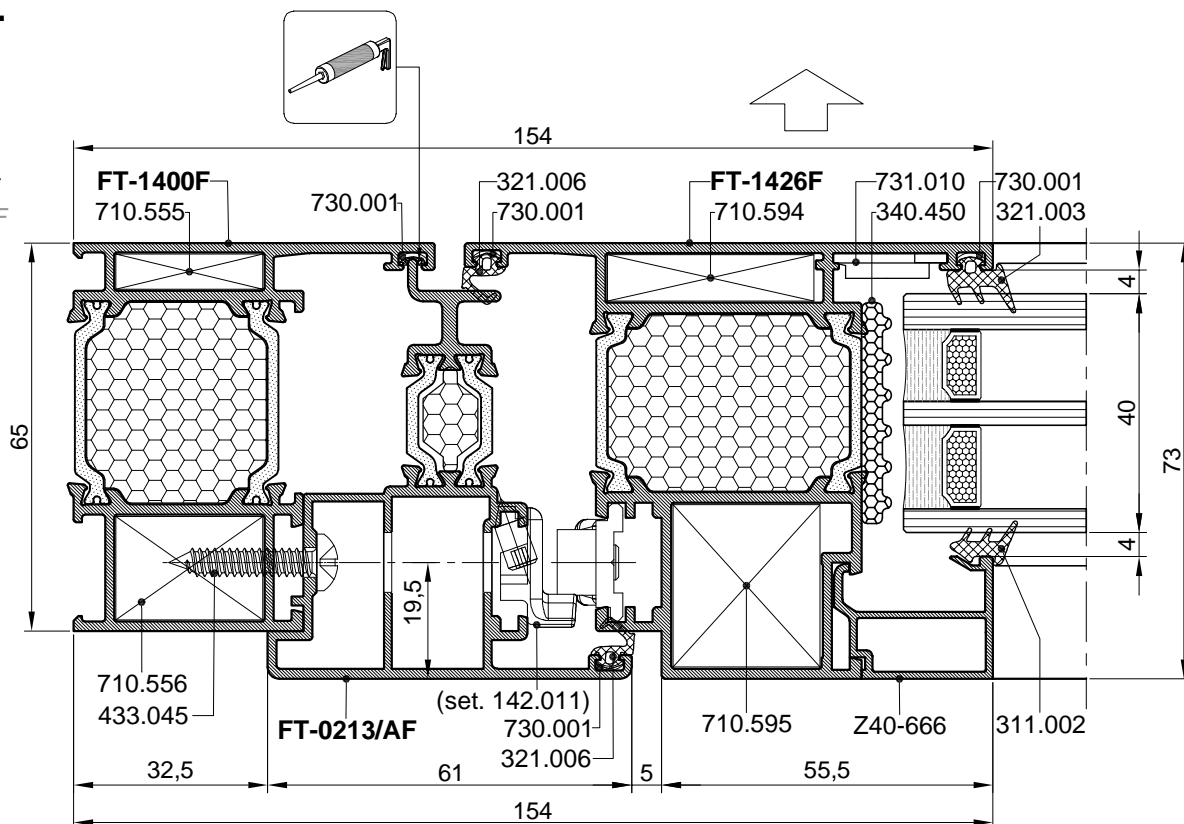


ljepilo za metal
(npr. Teroson MS 939)
metal glue
(eg. Teroson MS 939)

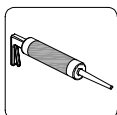
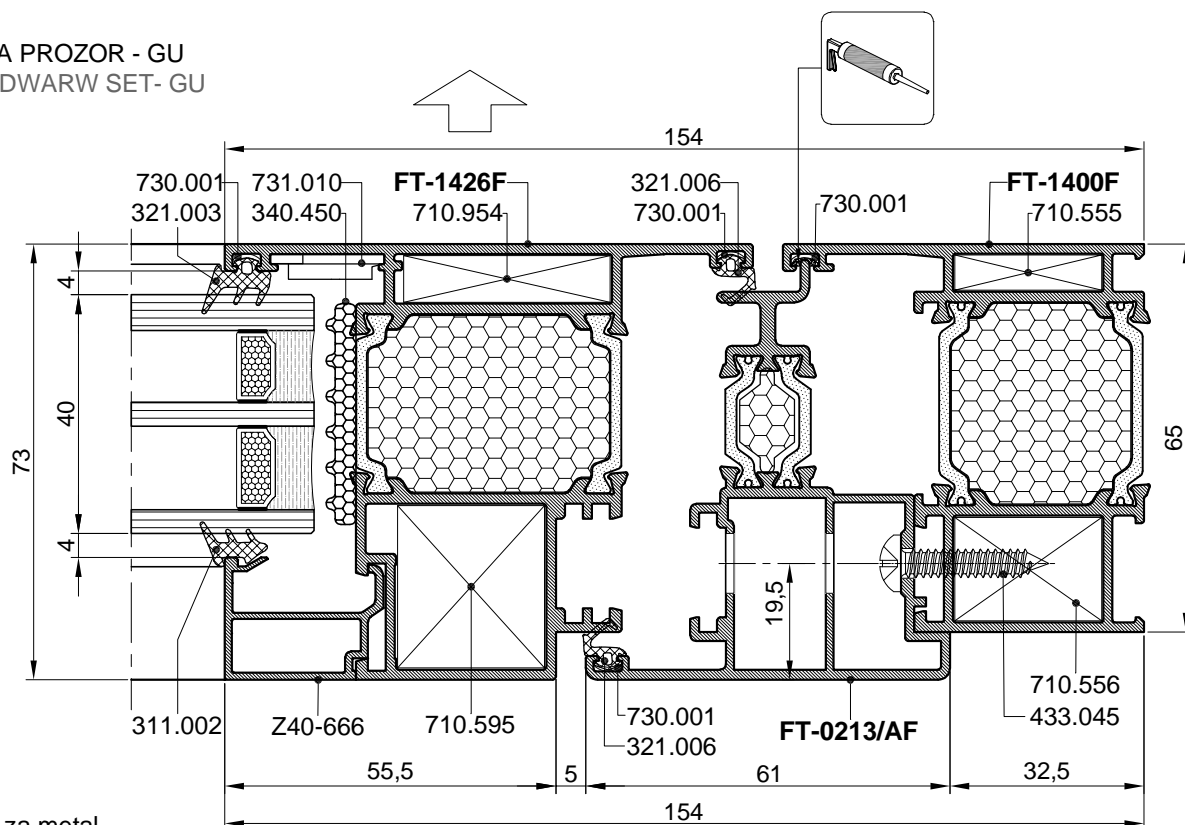


PROZOR - OTVARANJE OKO SREDNJE HORIZONTALNE OSI
WINDOW - OPEN AROUND MIDDLE HORIZONTAL AXES

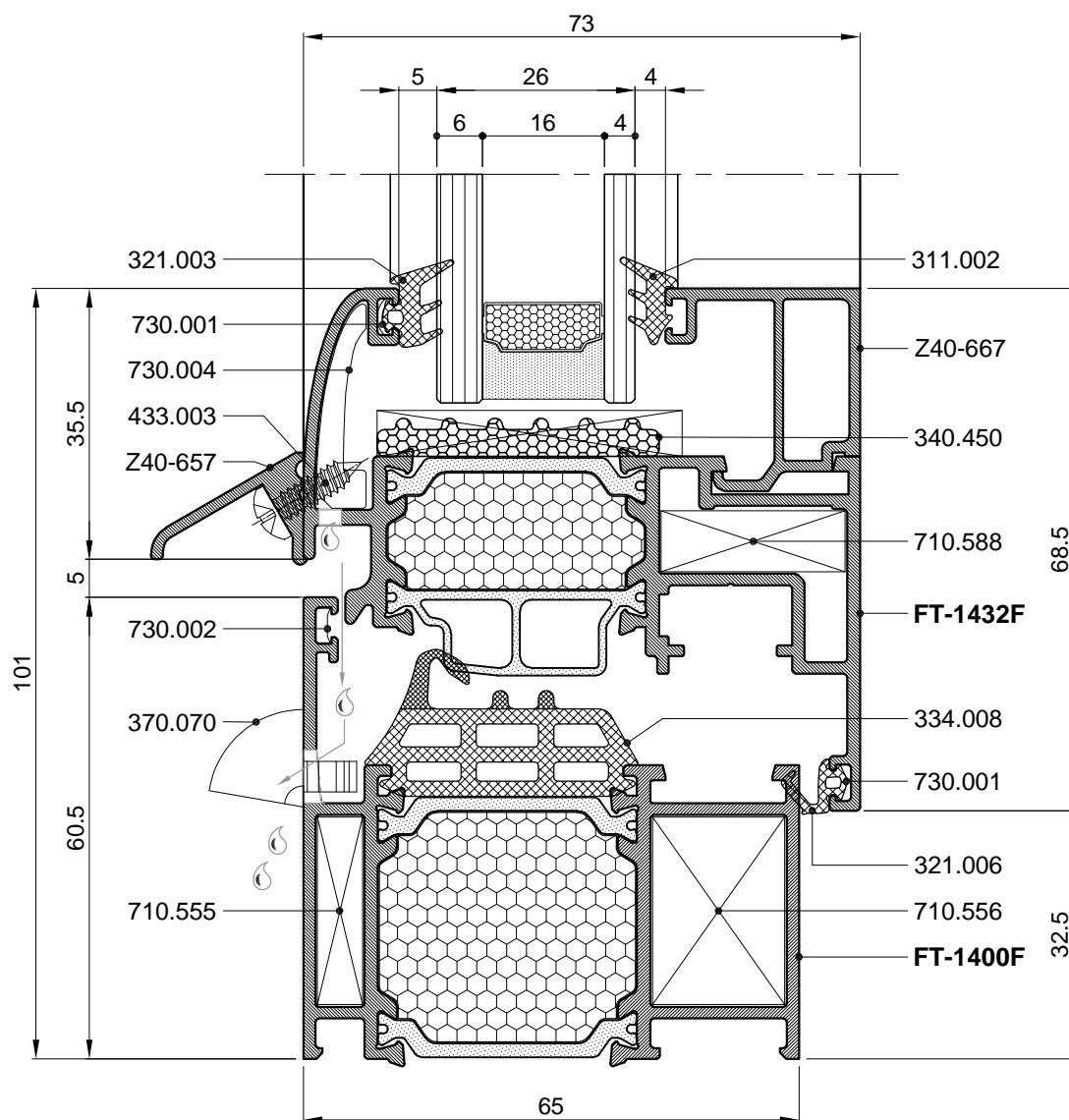

Krilo : FT-1426F
Sash : FT-1426F



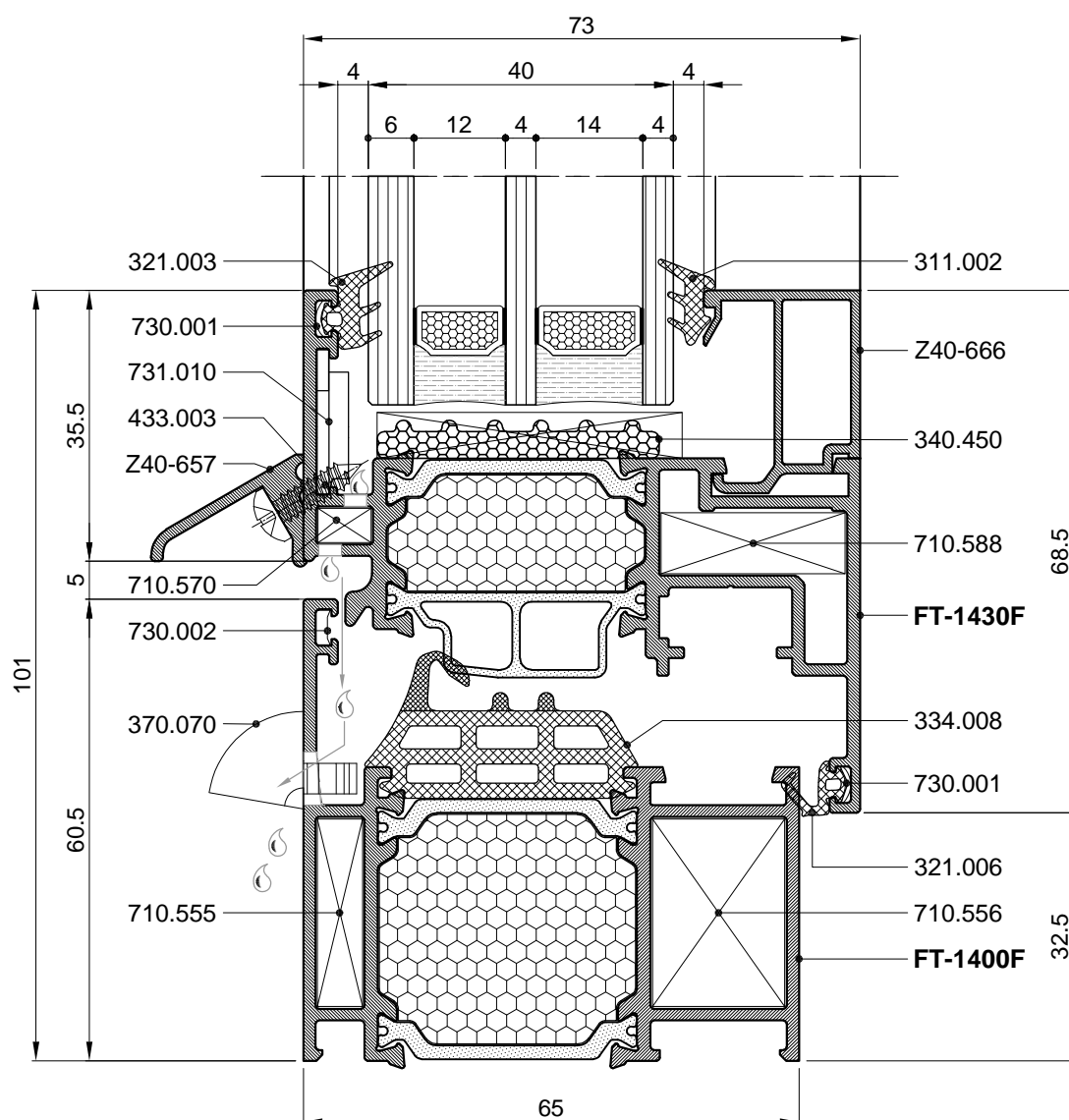
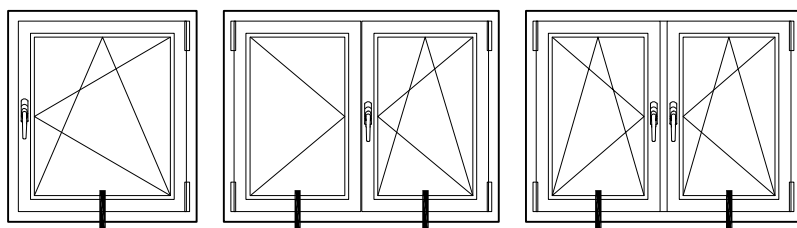
142.011
SET OKOVA ZA PROZOR - GU
WINDOW HARDWARW SET- GU



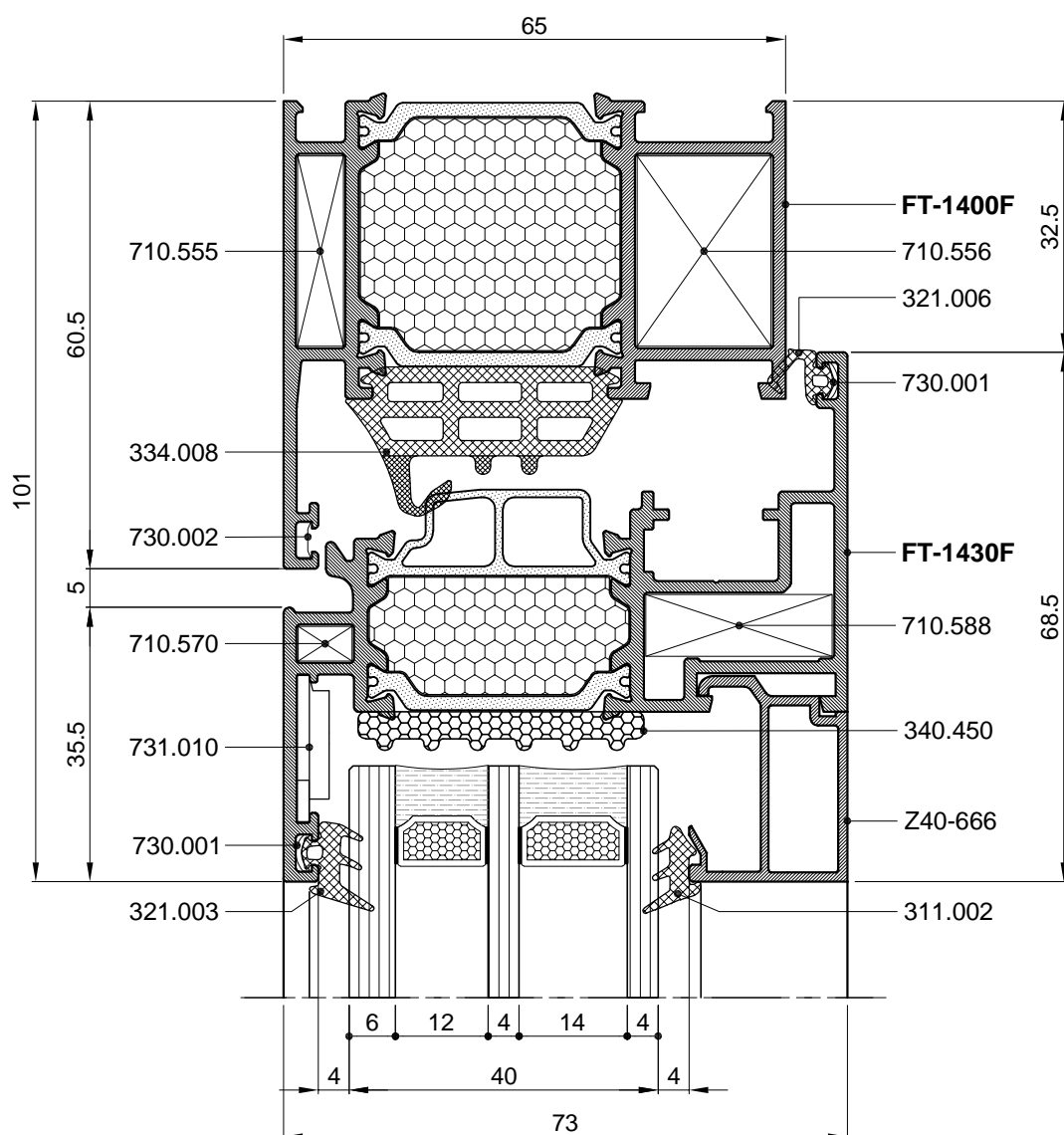
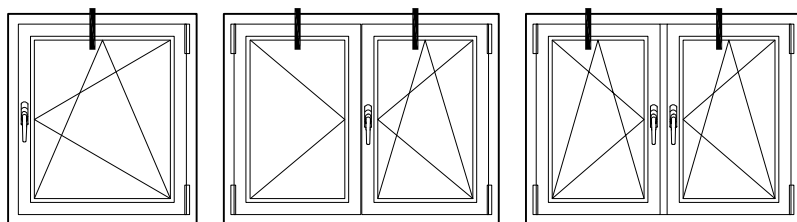
lijepilo za metal
(npr. Teroson MS 939)
metal glue
(eg. Teroson MS 939)

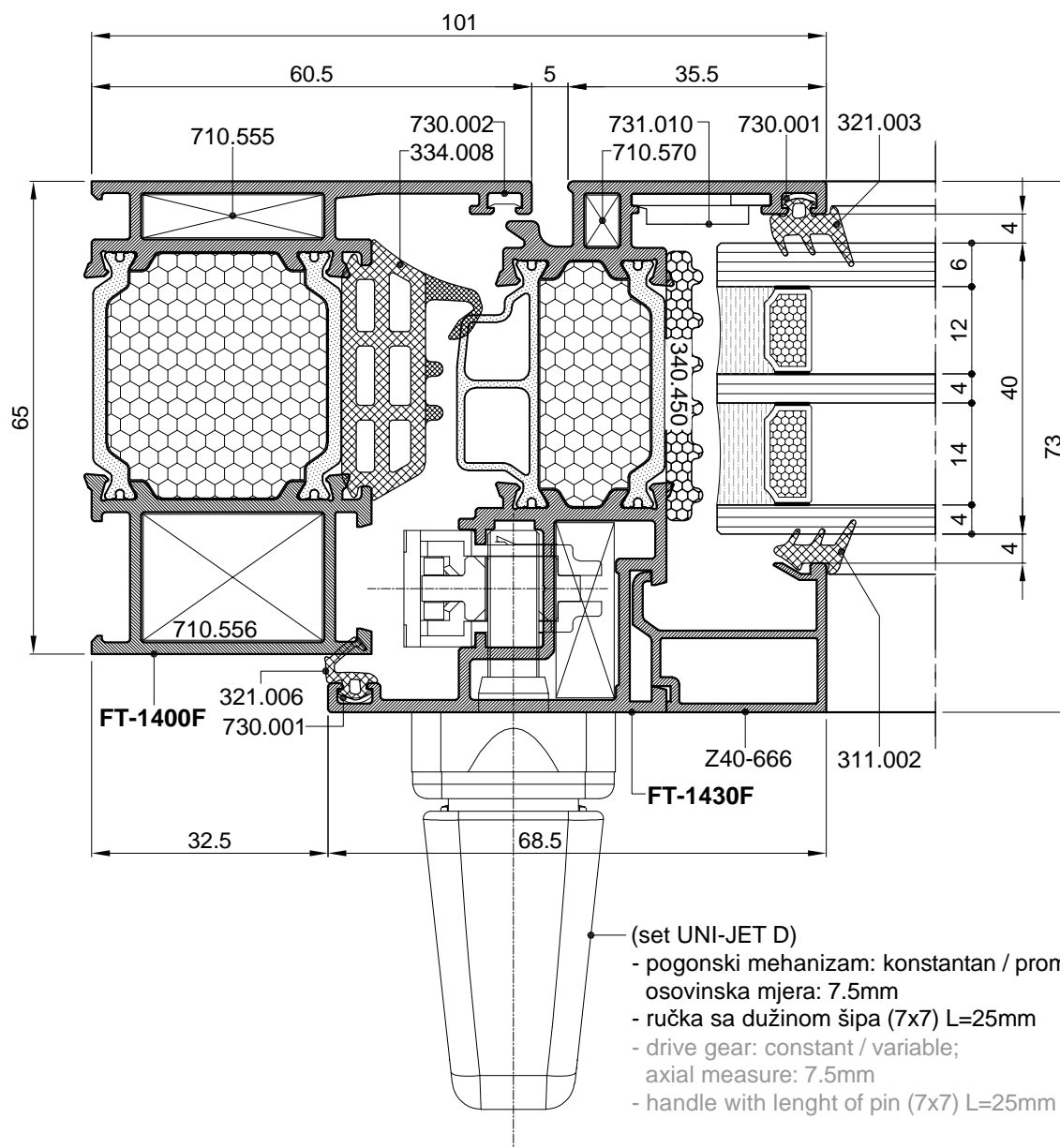
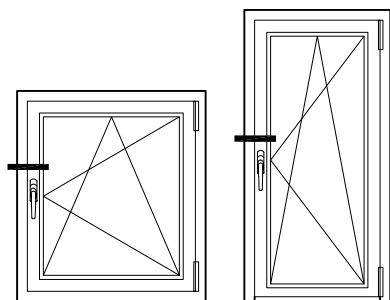


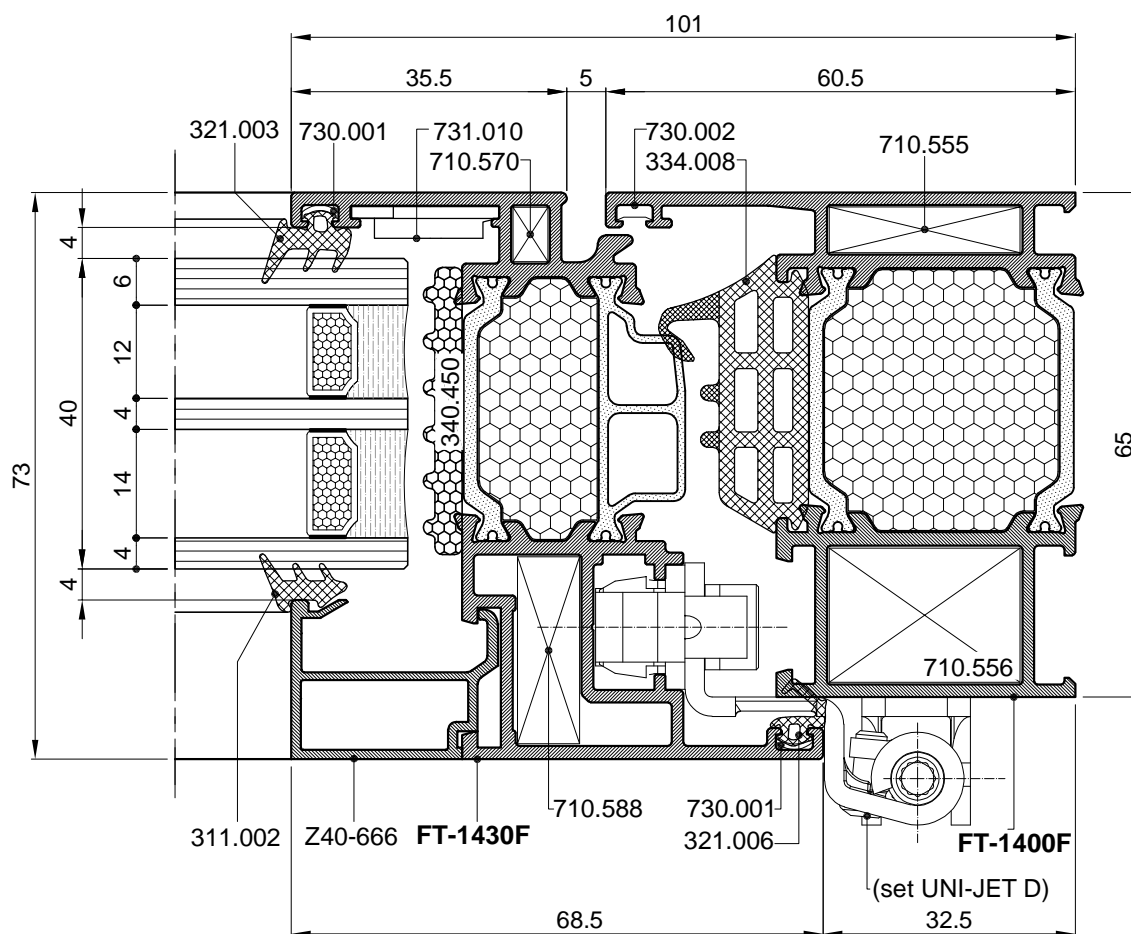
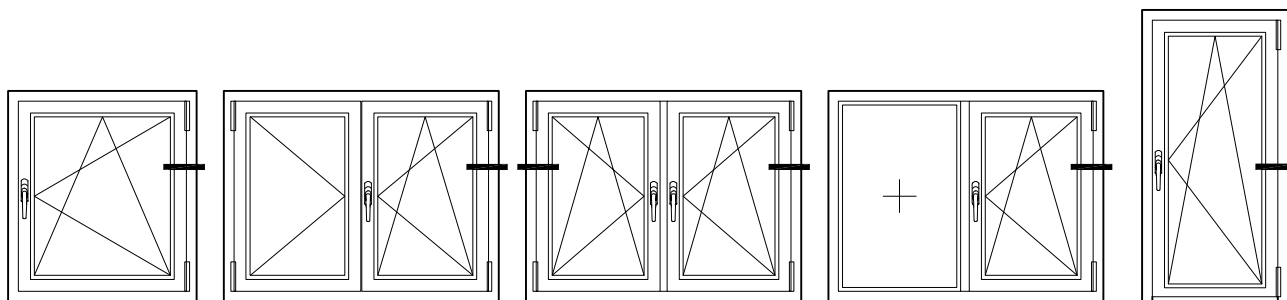
Profil krila sa zaobljenim vanjskim linijama
Sash profile with rounded outside lines.

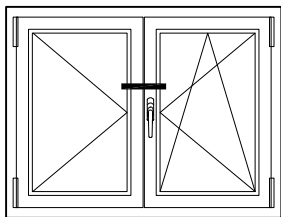


Profil krila sa ravnim vanjskim linijama.
Sash profile with straight outside lines.

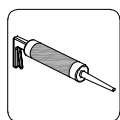
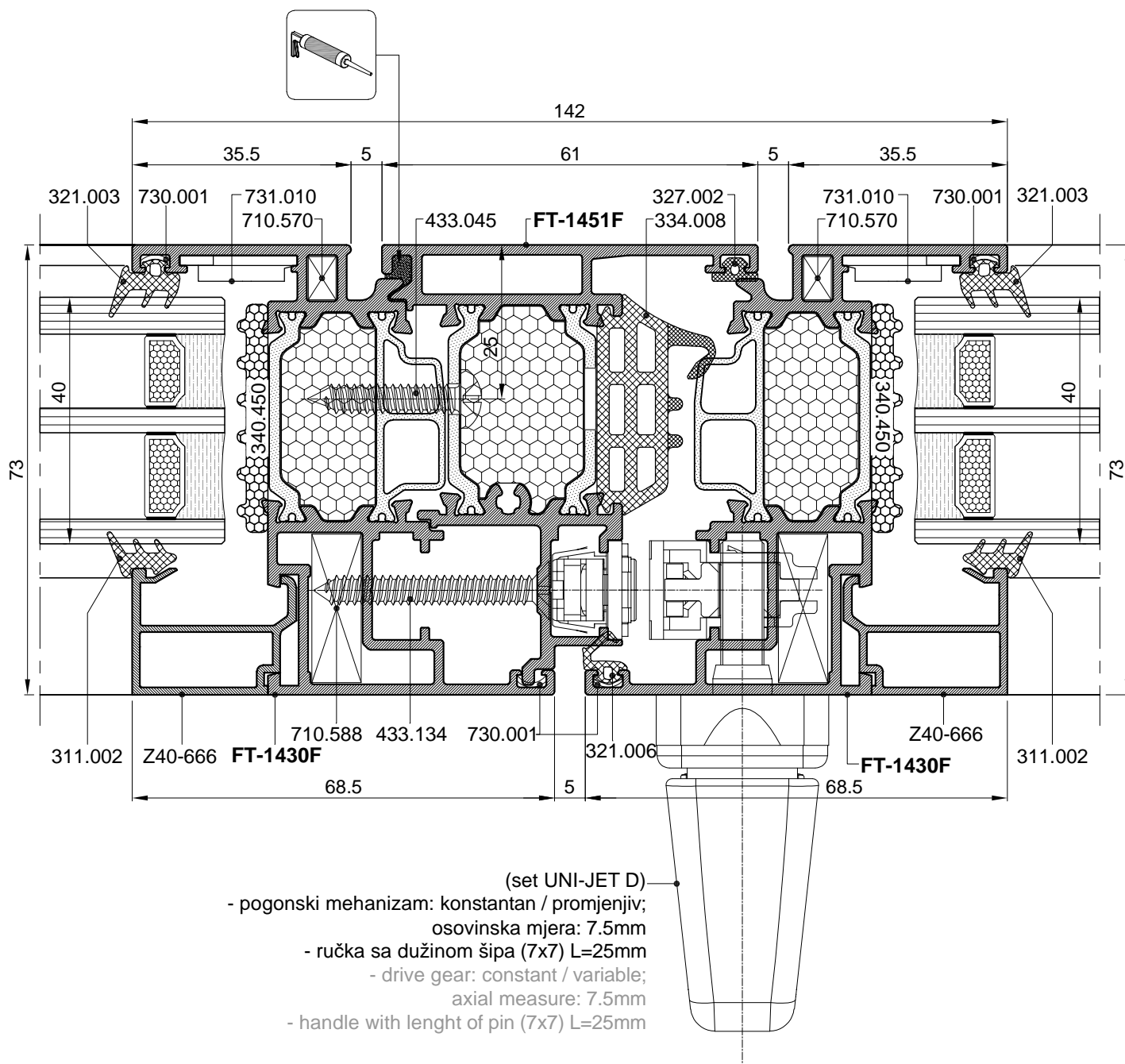




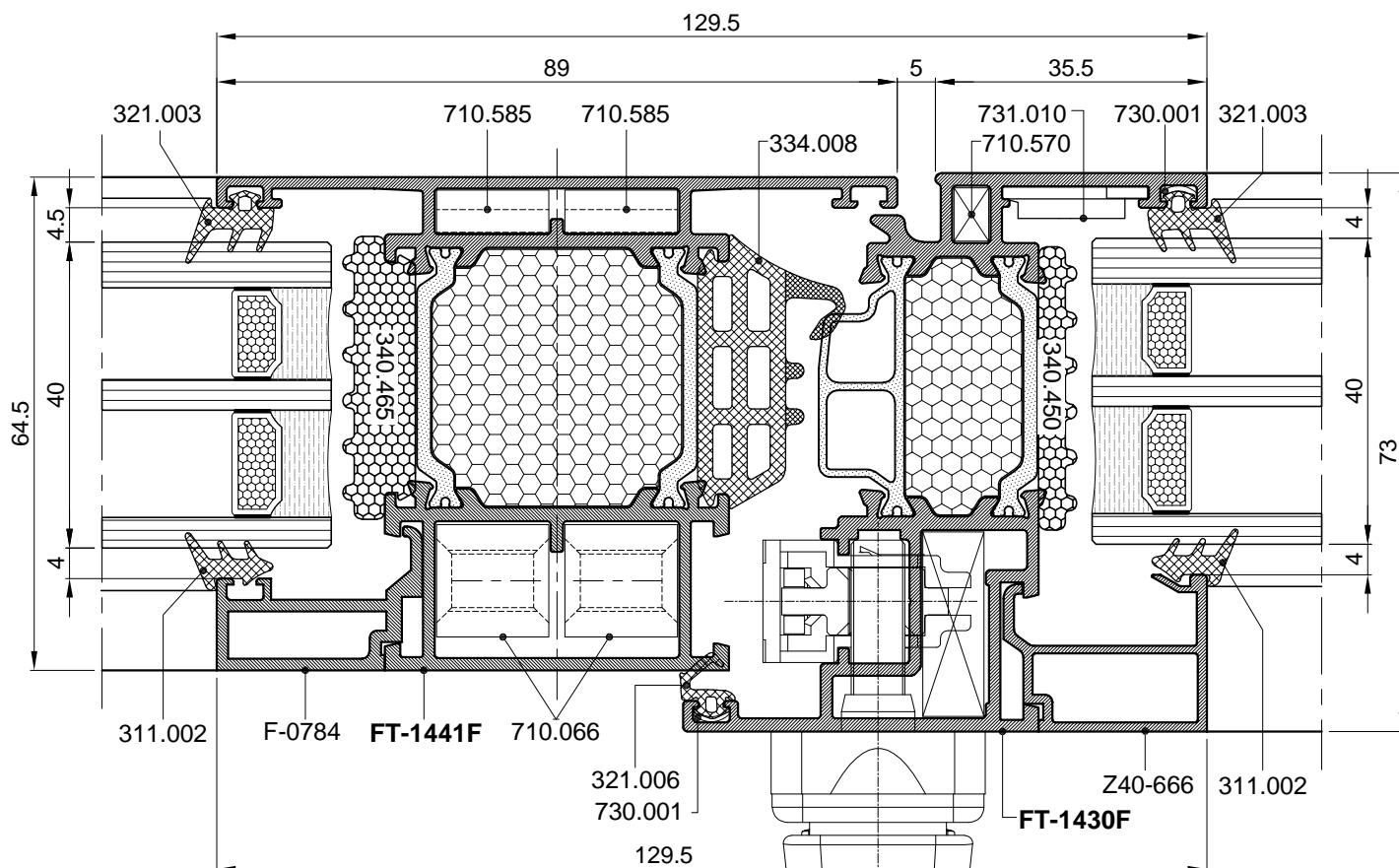
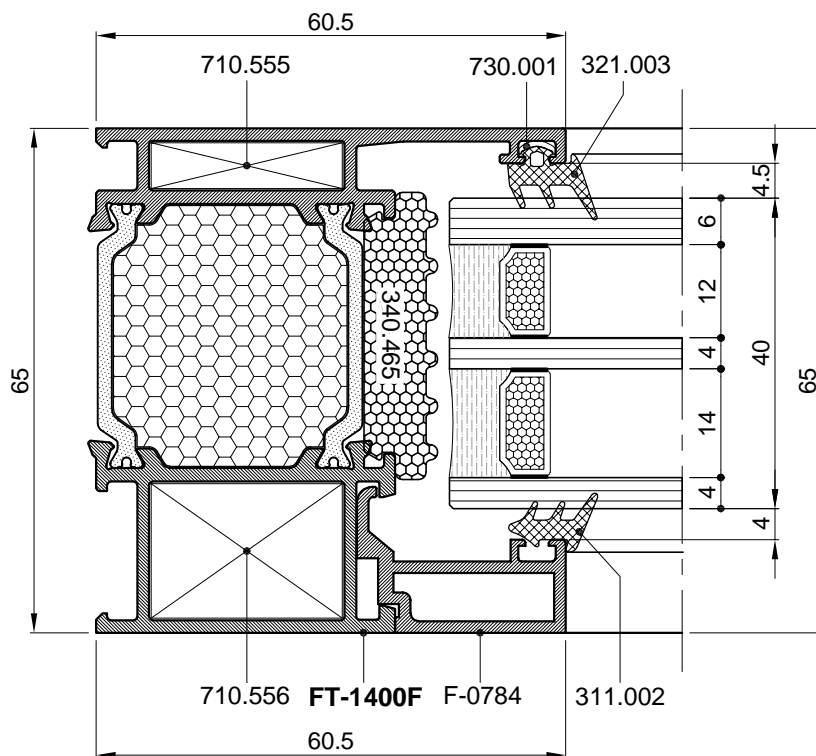
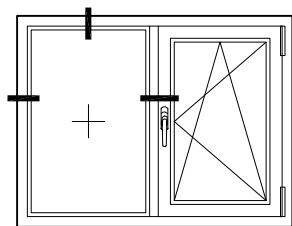




Okov za fiksiranje pomoćnog krila
(montiranje okova u kombatutu)
Locking mechanism for auxiliary sash
(mechanism in the flying mullion)

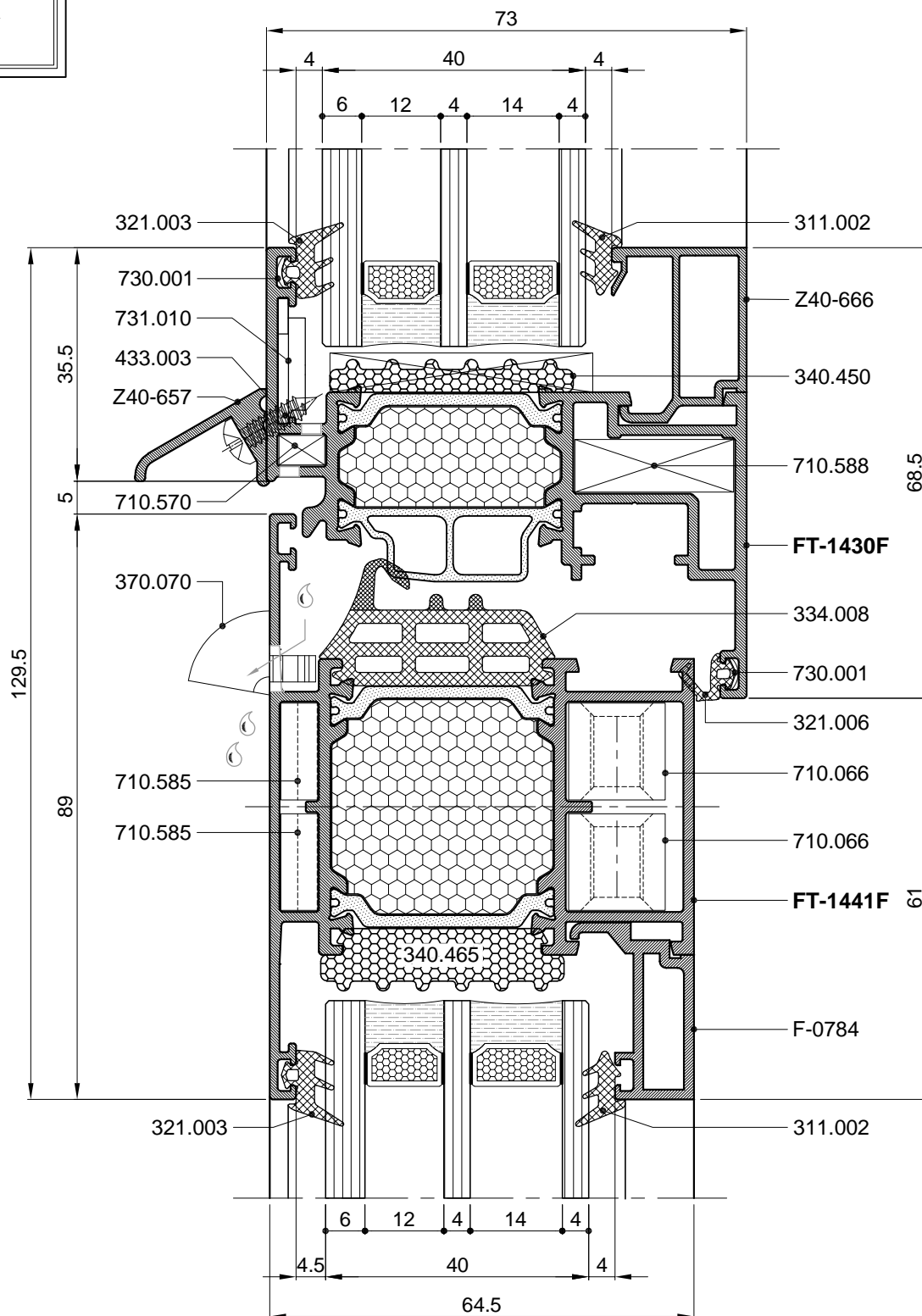
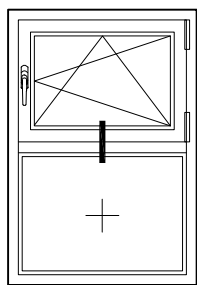


ljepilo za metal
(npr. Teroson MS 939)
metal glue
(eg. Teroson MS 939)

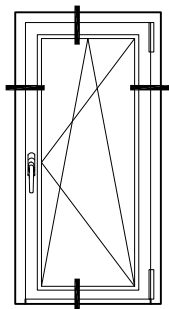


(set UNI-JET D)

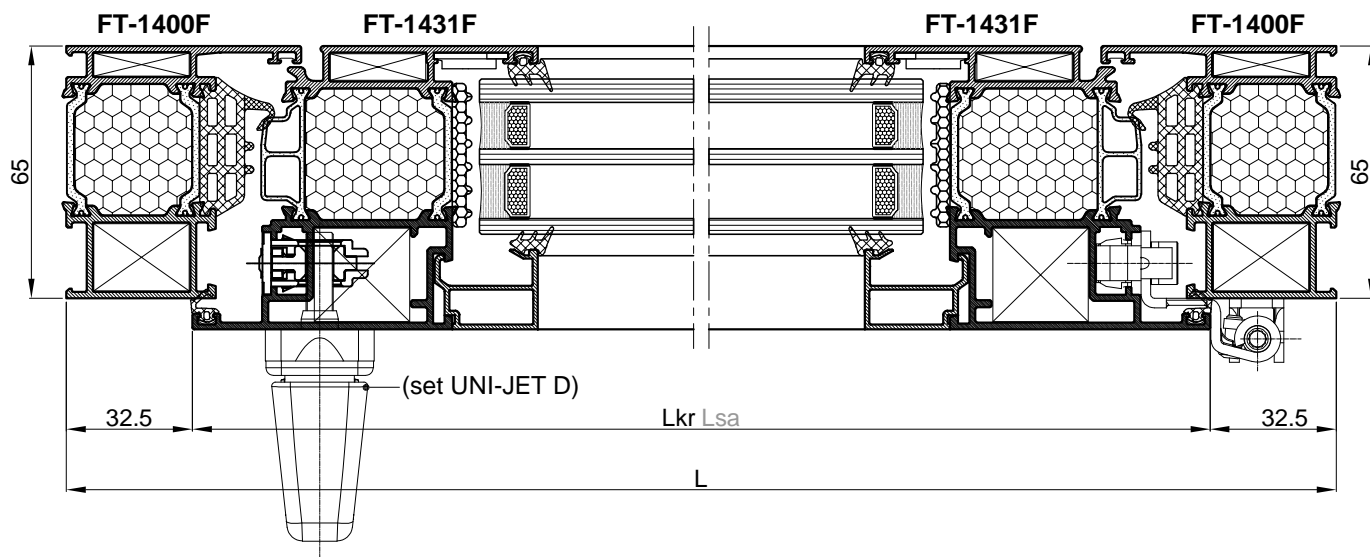
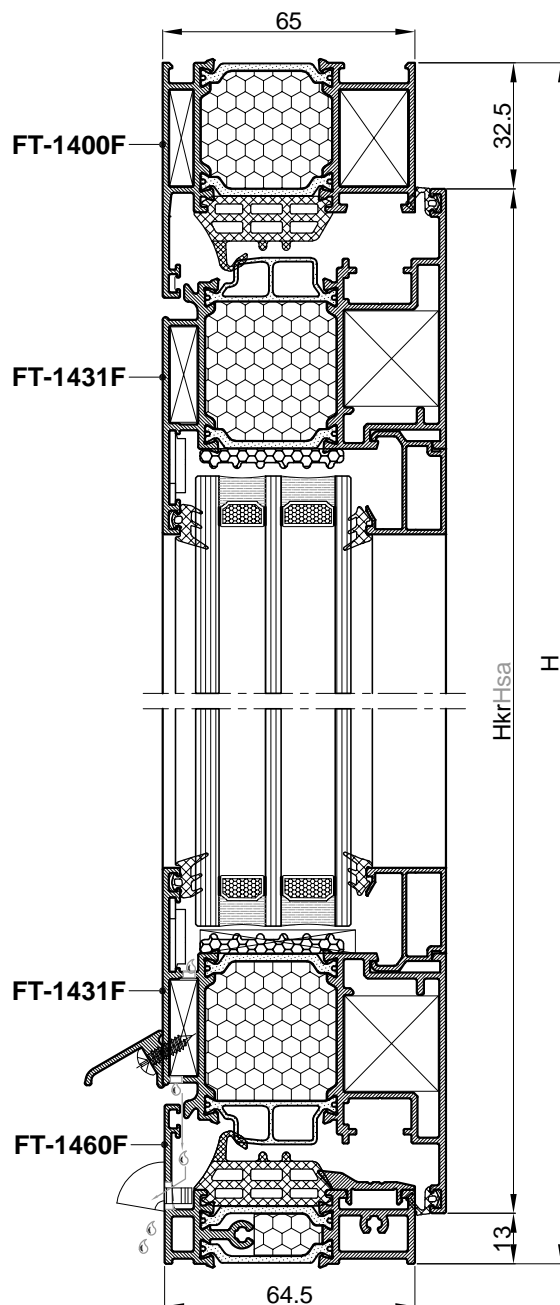

- pogonski mehanizam: konstantan / promjenjiv;
osovinska mjera: 7.5mm
- ručka sa dužinom šipa (7x7) L=25mm
- drive gear: constant / variable;
axial measure: 7.5mm
- handle with lenght of pin (7x7) L=25mm

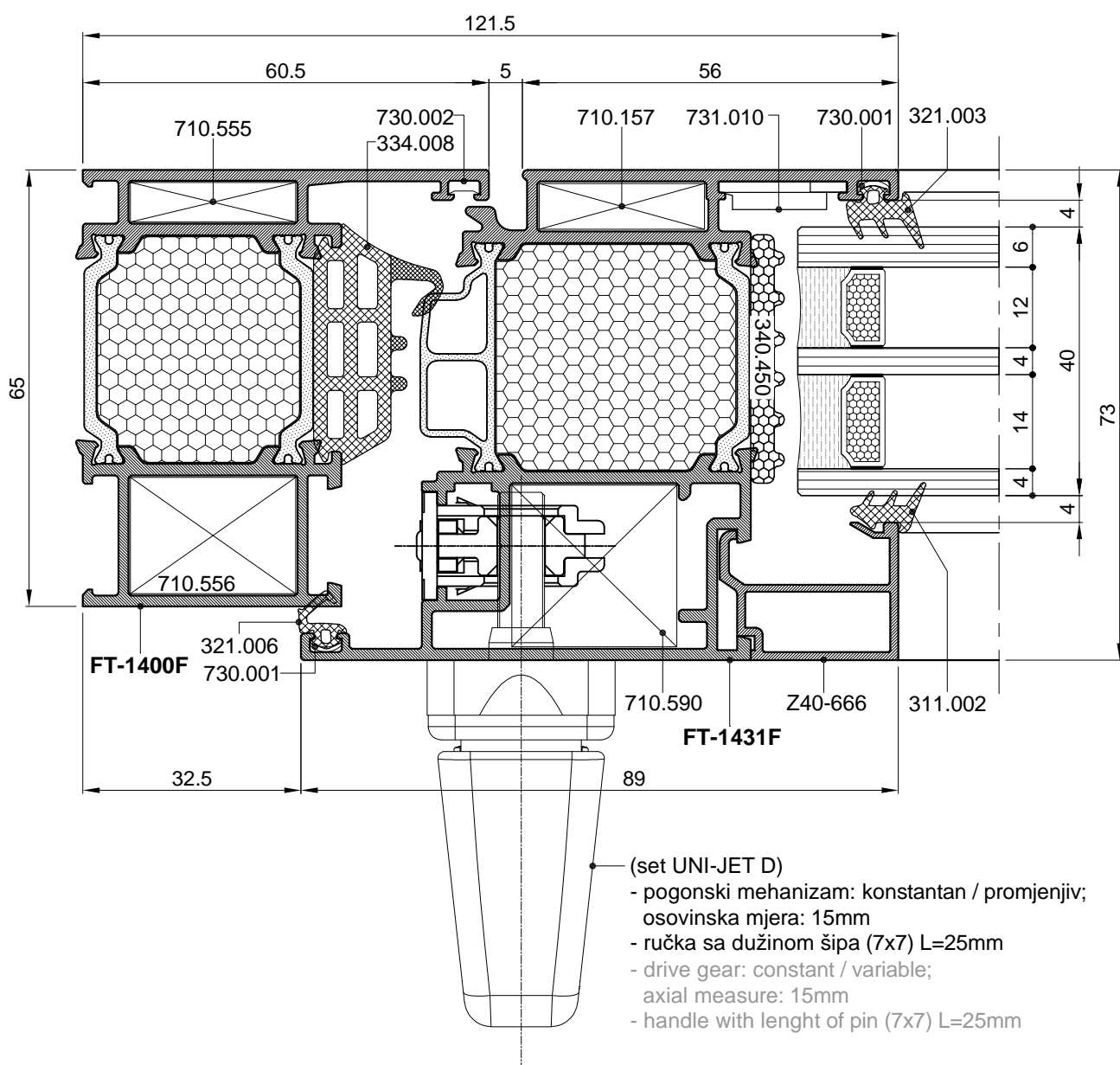
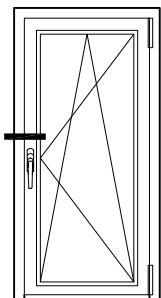


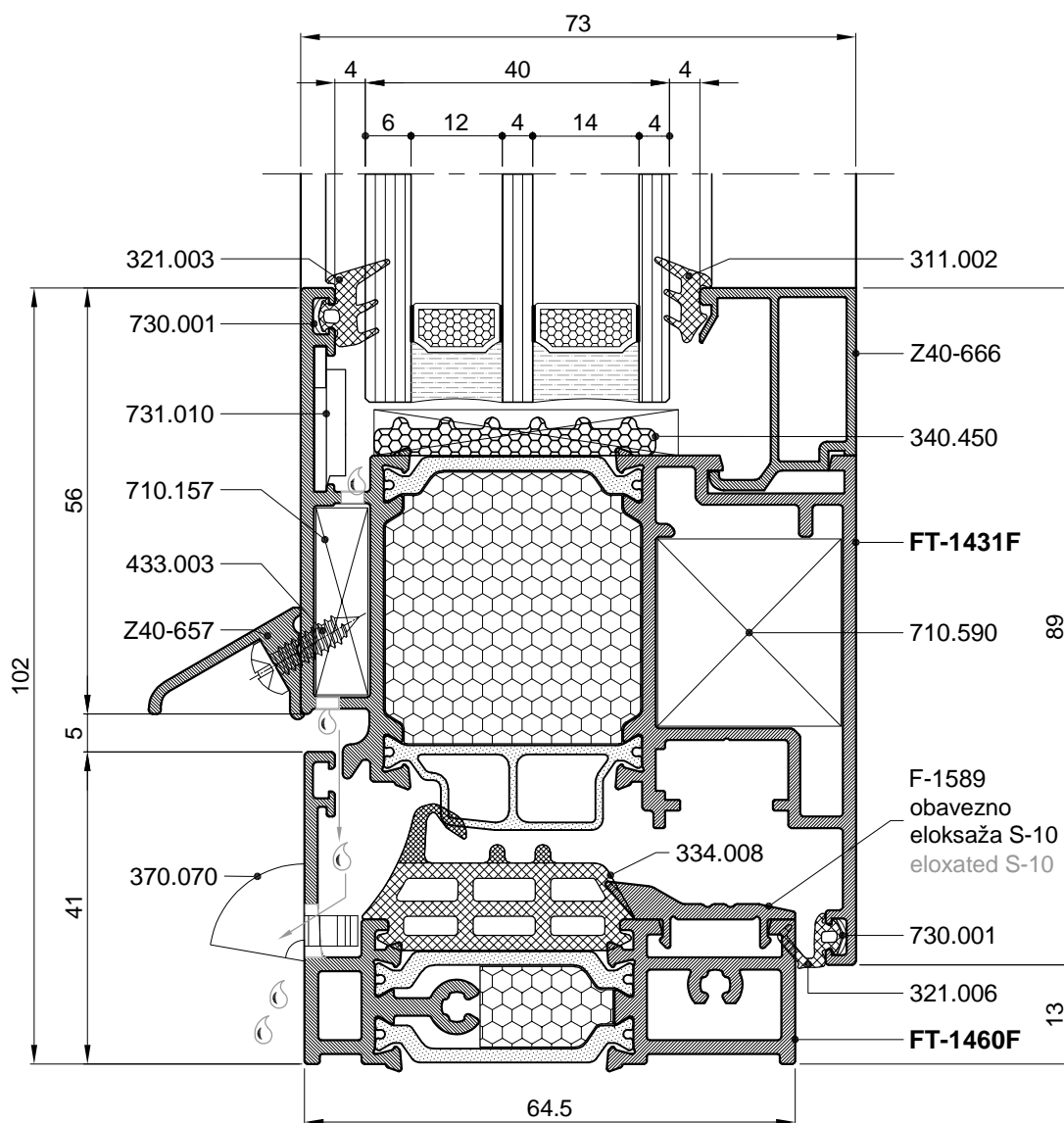

JEDNOKRILNA BALKONSKA VRATA - NISKI PRAG
ONE-SASH BALCONY DOOR - LOW THRESHOLD




(Otklopno-zaokretni mehanizam- GU)
(Tilt & turn mechanism- GU)

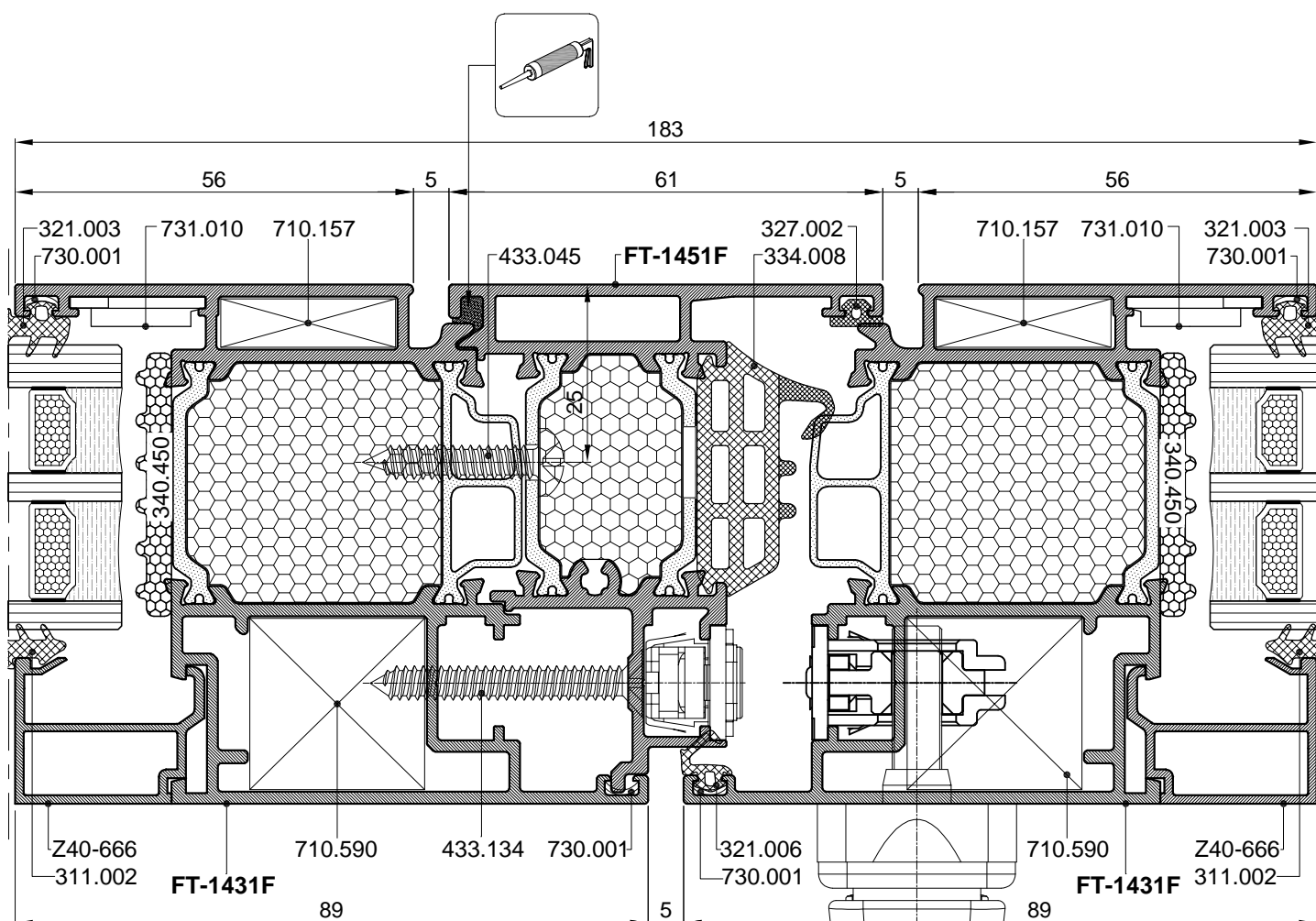




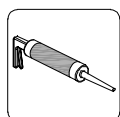
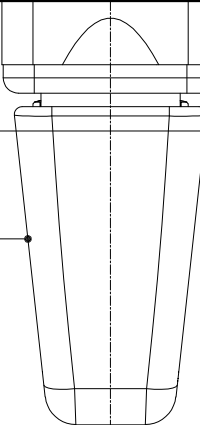




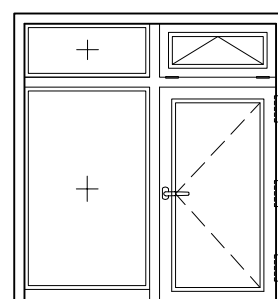
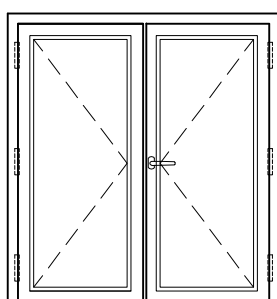
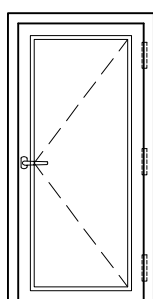
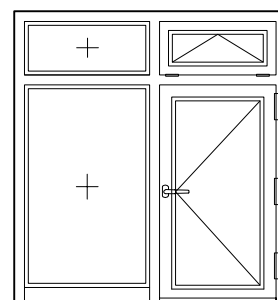

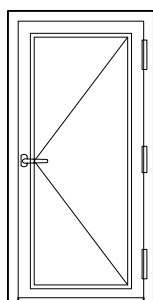
Okov za fiksiranje pomoćnog krila
(montiranje okova u kombatutu)
Locking mechanism for auxiliary sash
(mechanism in the flaying mullion)



- (set UNI-JET D)
- pogonski mehanizam: konstantan / promjenjiv;
osovinska mjera: 15mm
 - ručka sa dužinom šipa (7x7) L=25mm
 - drive gear: constant / variable;
axial measure: 15mm
 - handle with lenght of pin (7x7) L=25mm



ljepilo za metal
(npr. Teroson MS 939)
metal glue
(eg. Teroson MS 939)

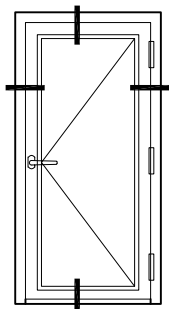


Otvaranje vani
Outwards opening

Otvaranje vani
Outwards opening

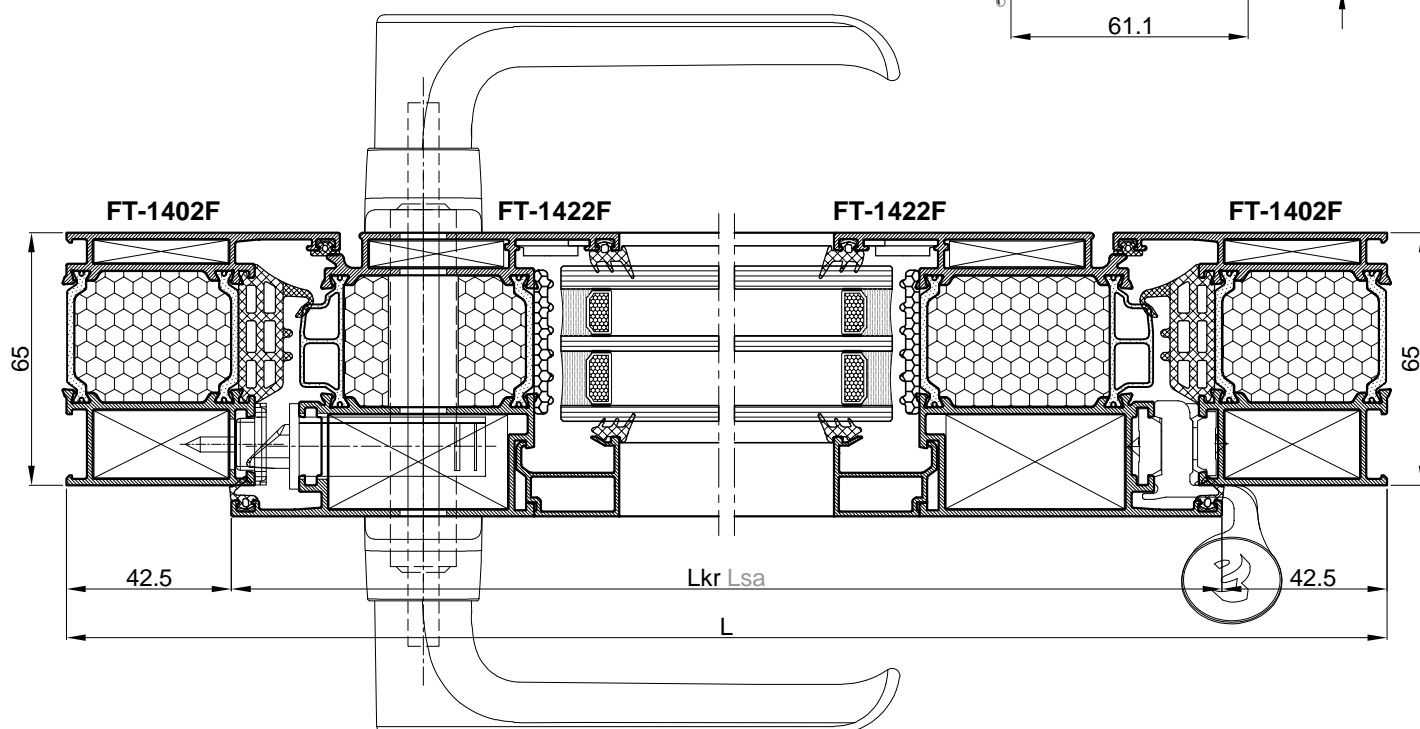
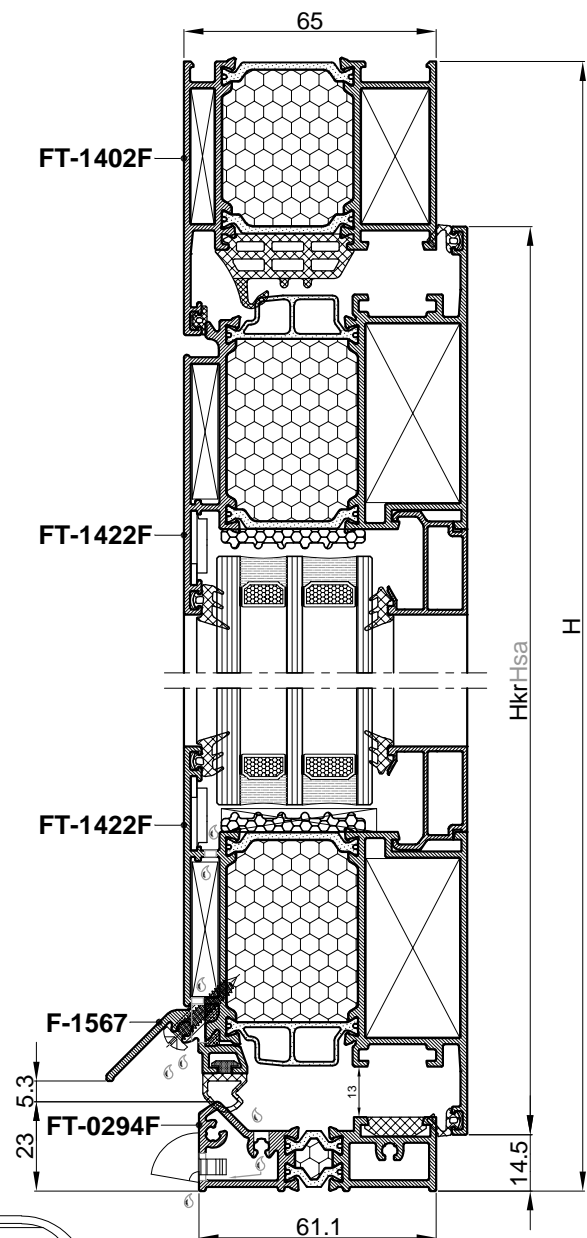
Otvaranje vani
Outwards opening

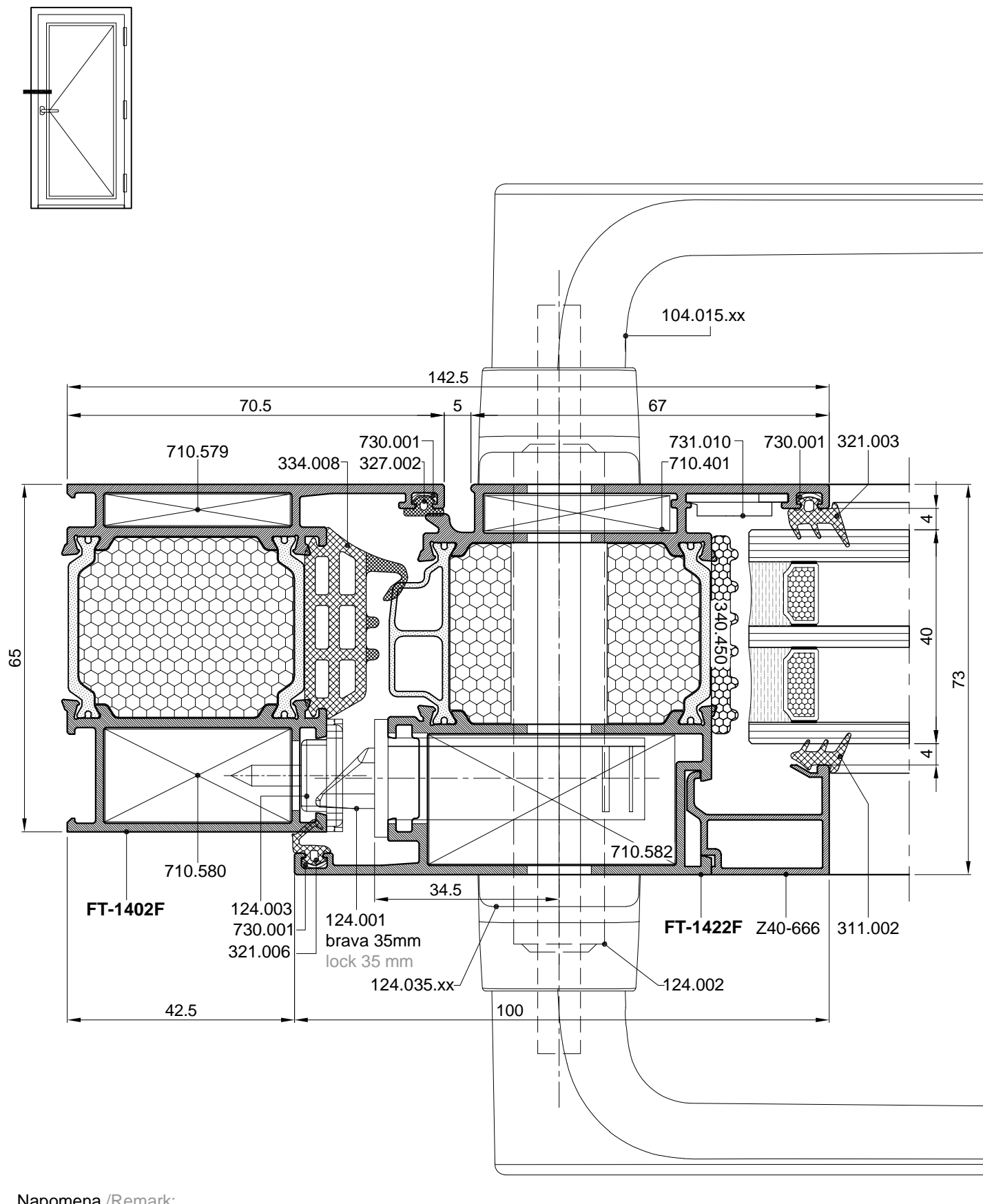
JEDNOKRILNA ULAZNA VRATA, OTVARANJE UNUTRA ONE-SASH ENTRANCE DOOR, INWARDS OPENING



Napomena /Remark:

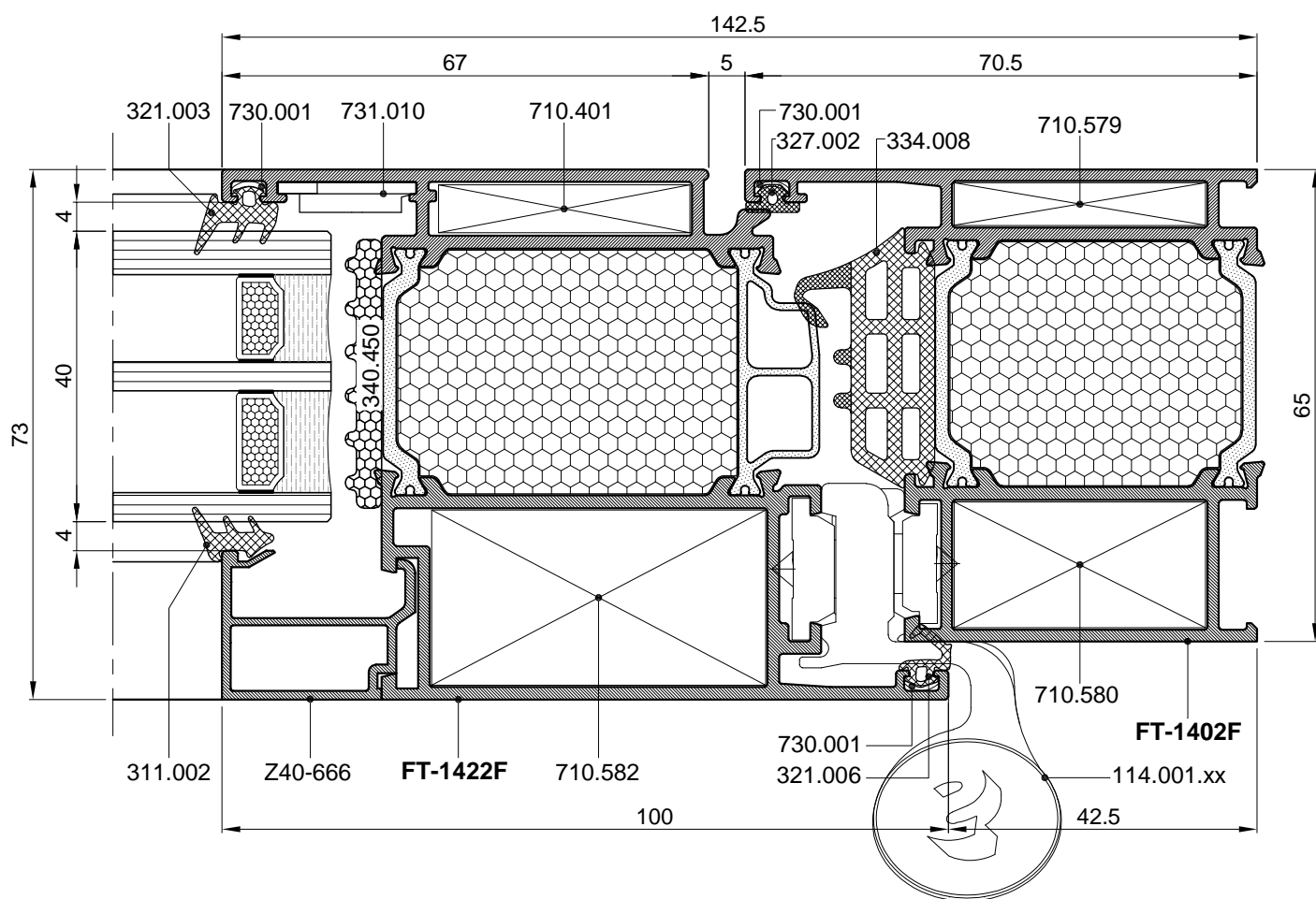

- Krilo vrata za bravu 35mm
- Brava 35mm sa jezičkom...(124.001)
- Door leaf for lock 35mm
- Lock 35mm with latchbolt...(124.001)






Napomena /Remark:

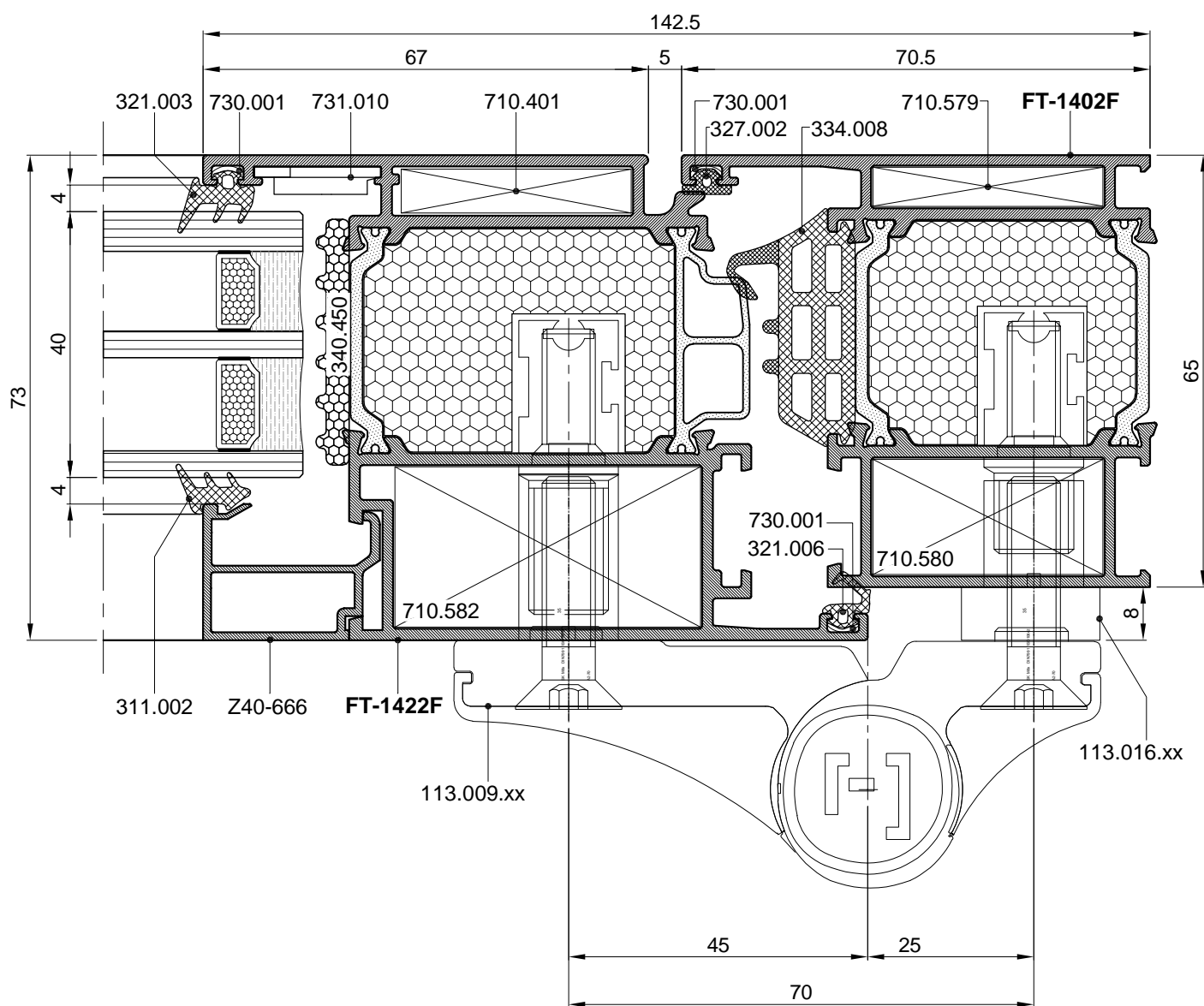
- Krilo vrata za bravu 35mm
- Brava 35mm sa jezičkom...(124.001)
- Door leaf for lock 35mm
- Lock 35mm with latchbolt...(124.001)



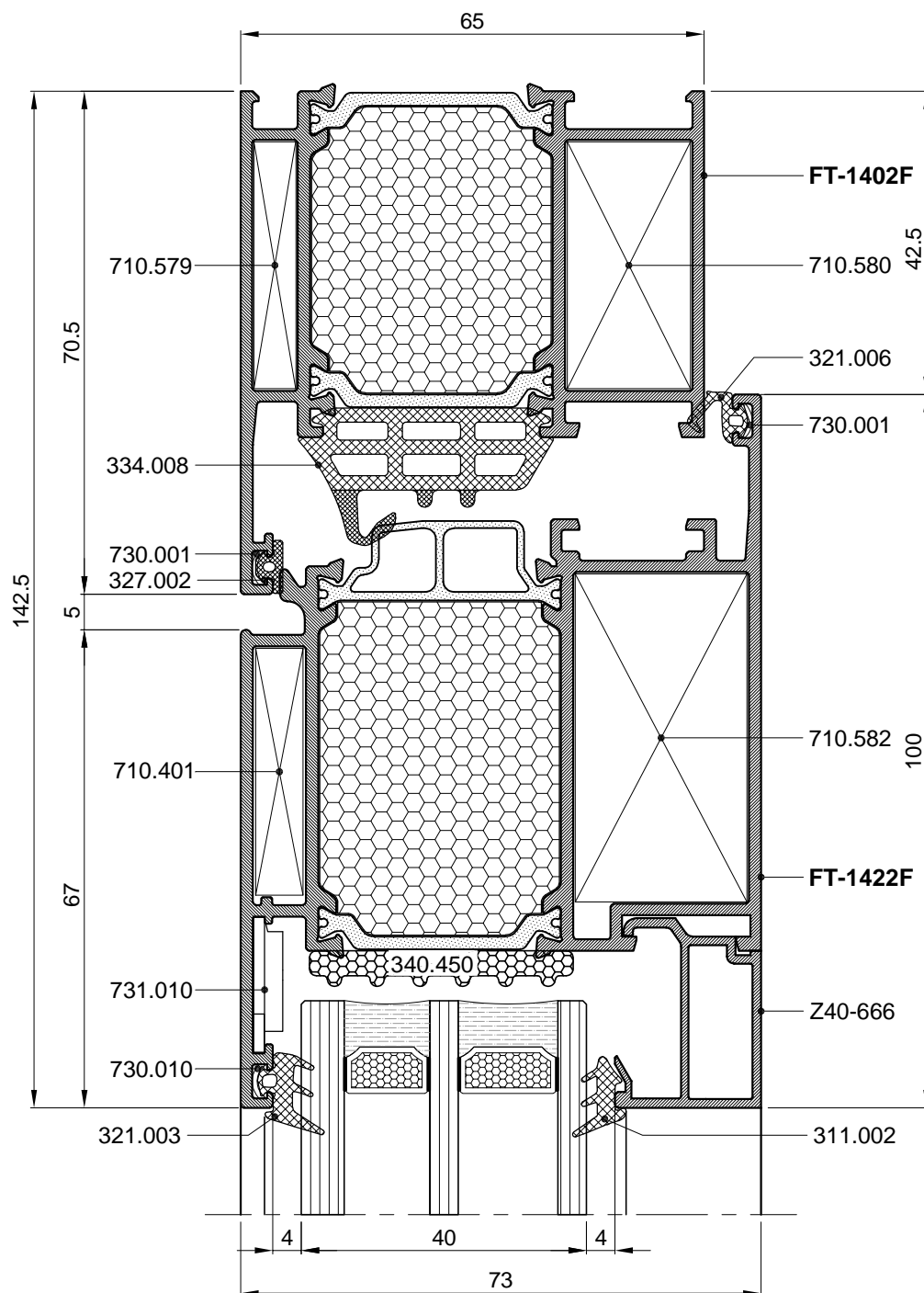
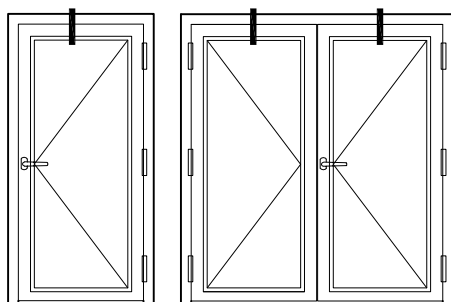
Napomena: Krilo vrata za bravu 35mm
Remark: Door leaf for lock 35mm



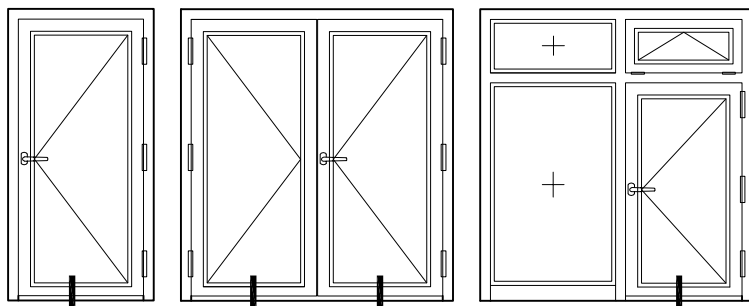
SET USADNIH BAGLAMA - OSNO 70 mm
UGRAĐUJE SE U KRILO VRATA FT-1422F (OTVARANJE UNUTRA)
SET OF SCREW-IN HINGES - AXIAL DISTANCE 70 mm
INSTALLED IN DOOR LEAF FT-1422F (INWARDS OPENING)



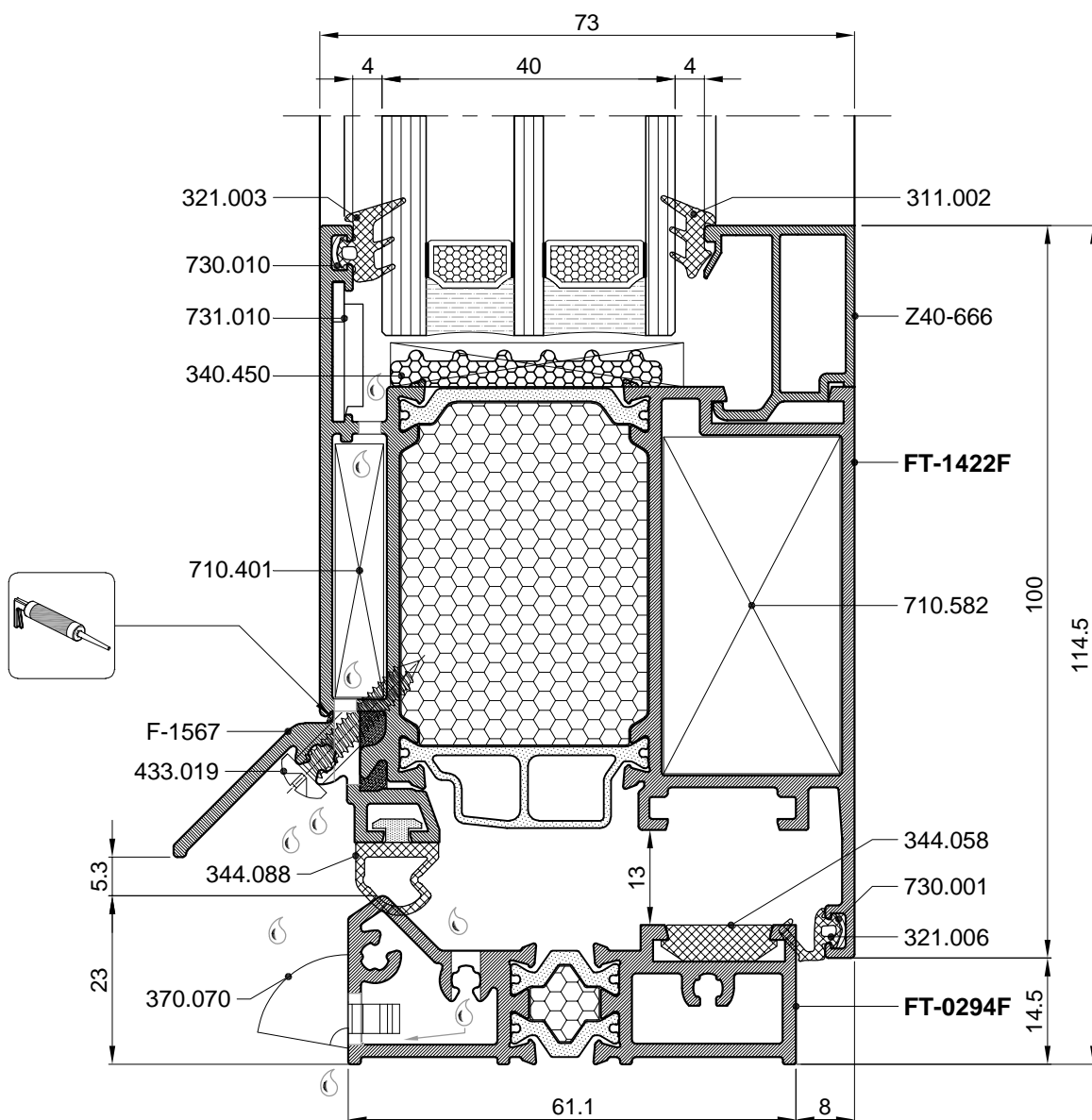
Napomena: Krilo vrata za bravu 35mm
Remark: Door leaf for lock 35mm



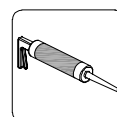
Napomena: Krilo vrata za bravu 35mm
Remark: Door leaf for lock 35mm



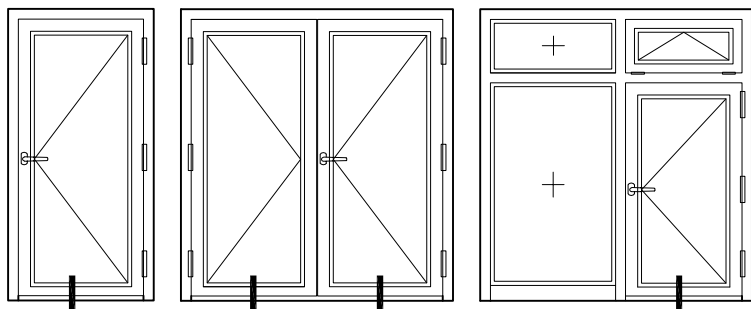
VRATA S PRAGOM
(OTVARANJE UNUTRA)
DOOR WITH THRESHOLD
(INWARDS OPENING)



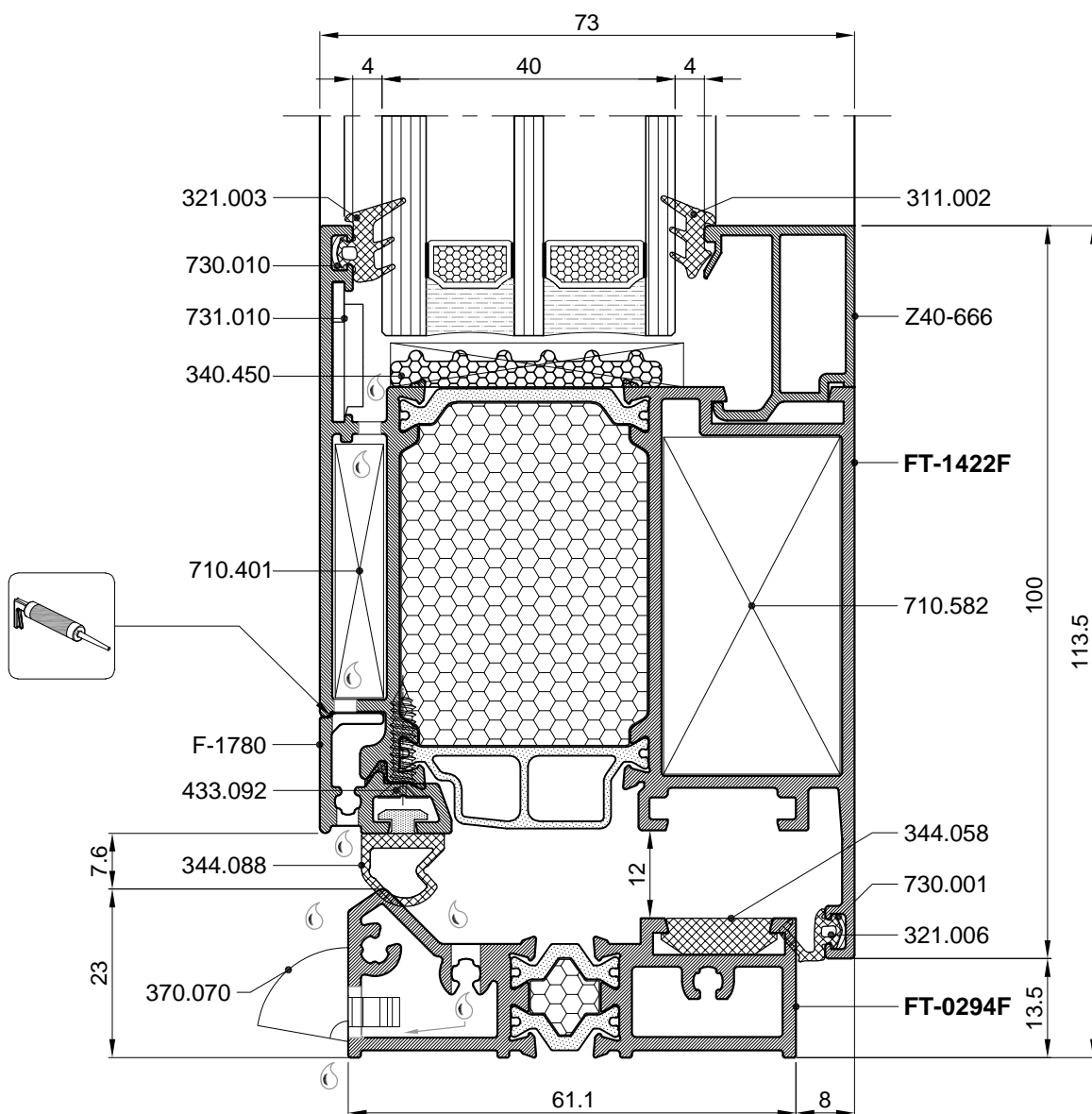
Napomena: Krilo vrata za bravu 35mm
Remark: Door leaf for lock 35mm



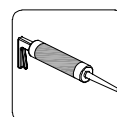
ljepilo za metal
(npr. Teroson MS 939)
metal glue
(eg. Teroson MS 939)



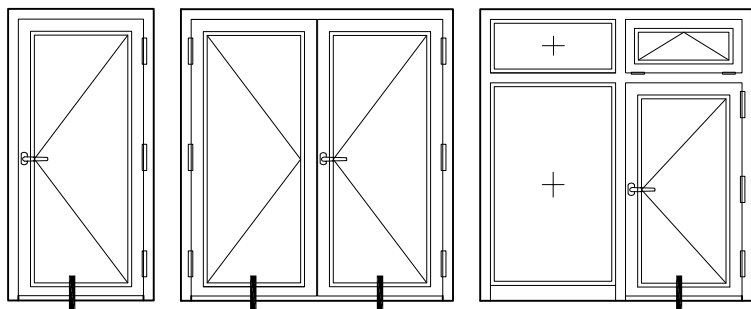
VRATA S PRAGOM
(OTVARANJE UNUTRA)
DOOR WITH THRESHOLD
(INWARDS OPENING)



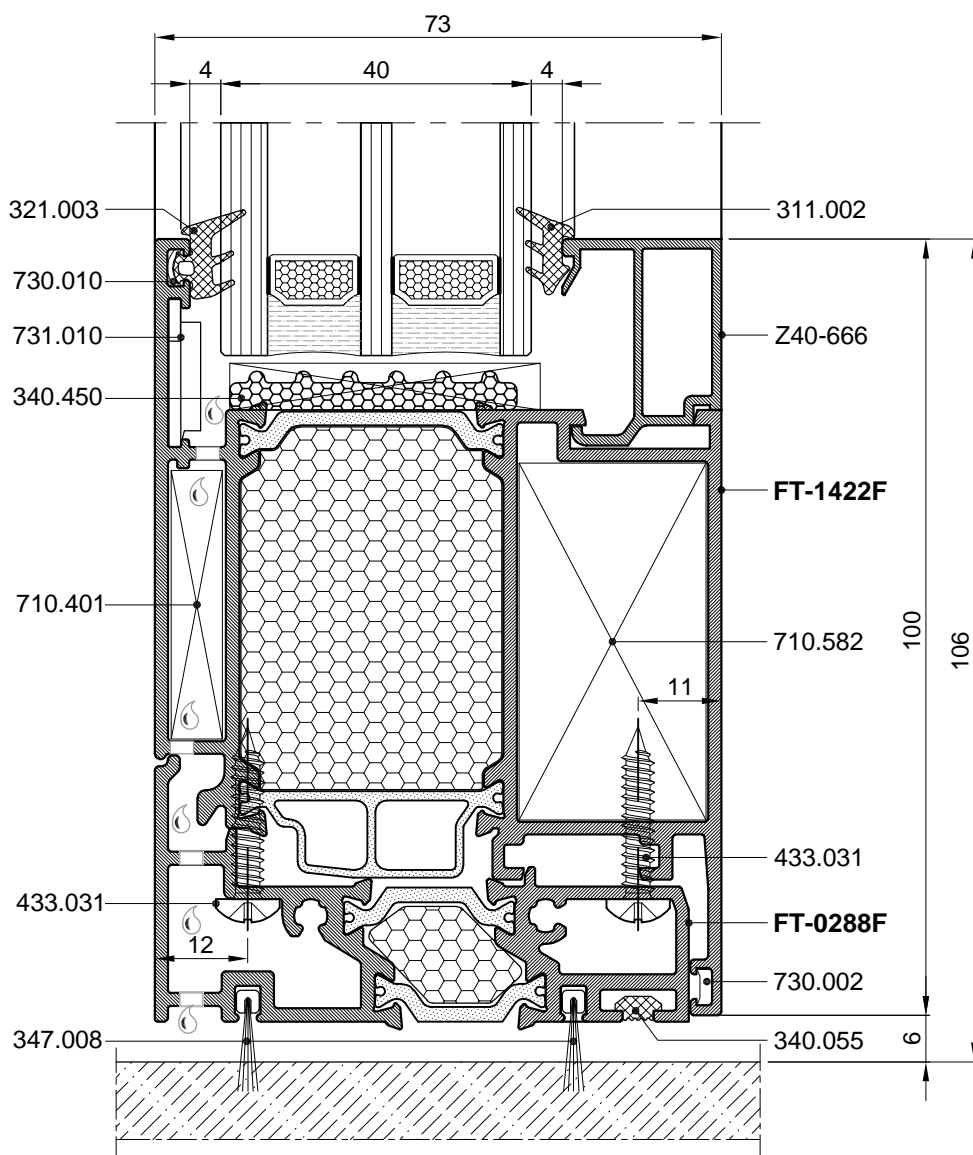
Napomena: Krilo vrata za bravu 35mm
Remark: Door leaf for lock 35mm



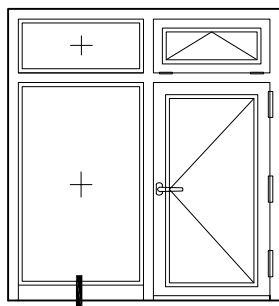
ljepilo za metal
(npr. Teroson MS 939)
metal glue
(eg. Teroson MS 939)



VRATA BEZ PRAGA
(OTVARANJE UNUTRA)
DOOR WITHOUT THRESHOLD
(INWARDS OPENING)



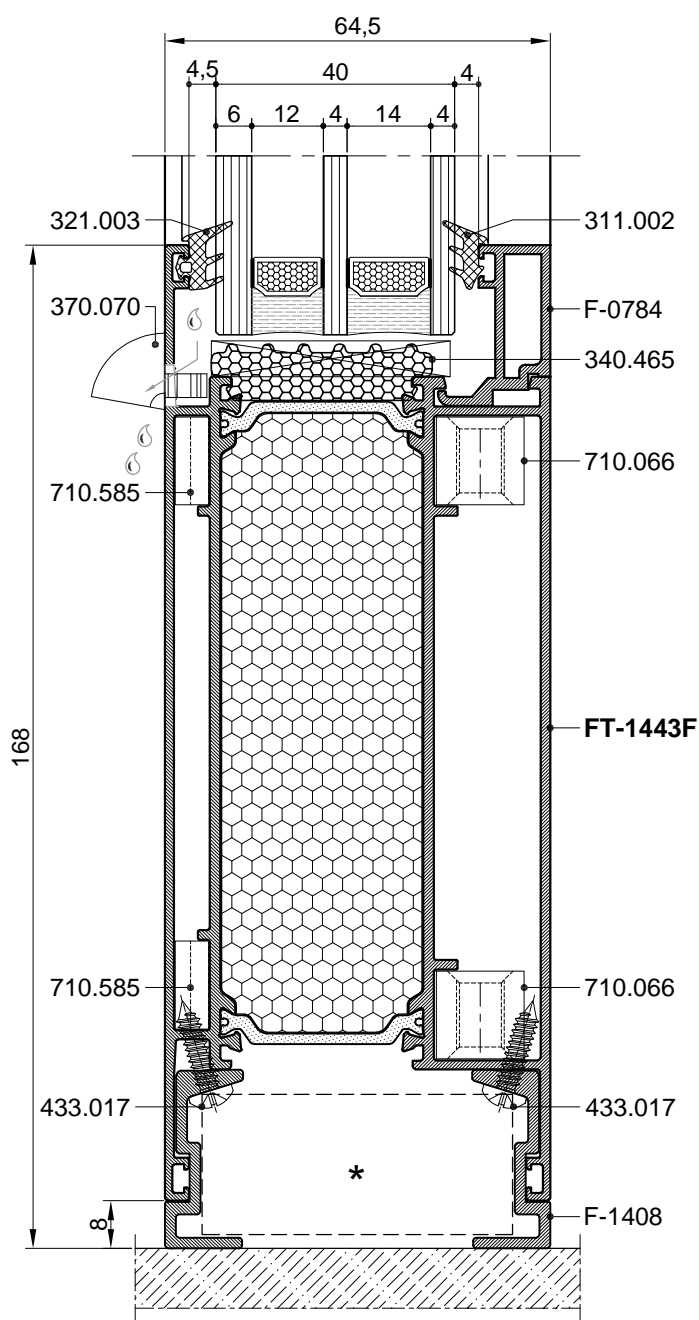
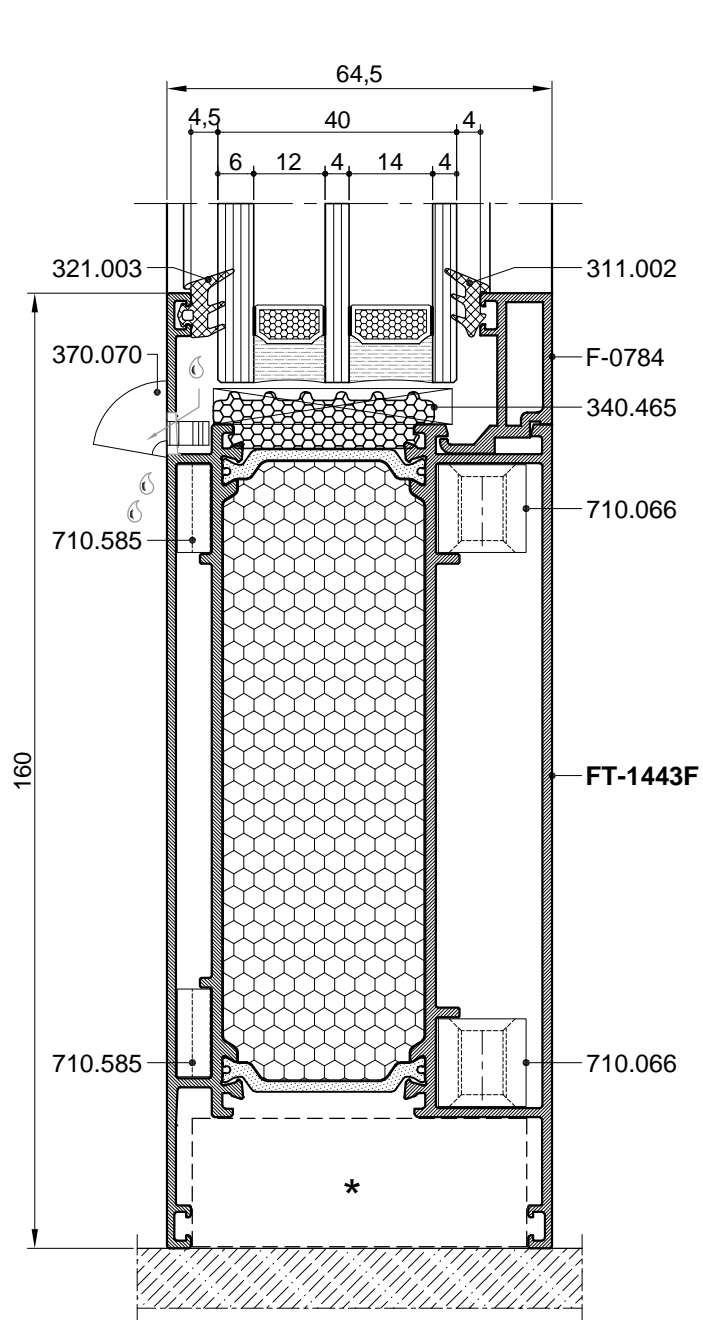
Napomena: Krilo vrata za bravu 35mm
Remark: Door leaf for lock 35mm



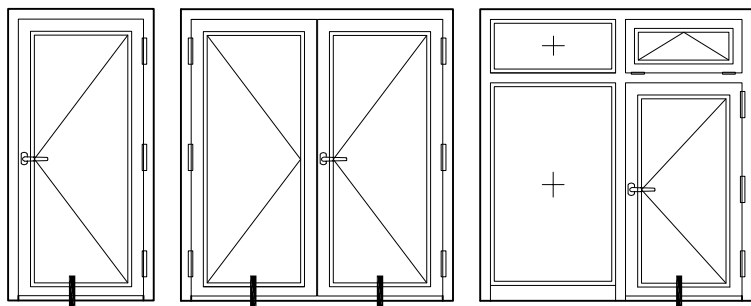
FT-1443F

Profil parapetne prečke za ram /prečku

Bottom crossbar profile for frame /crossbar



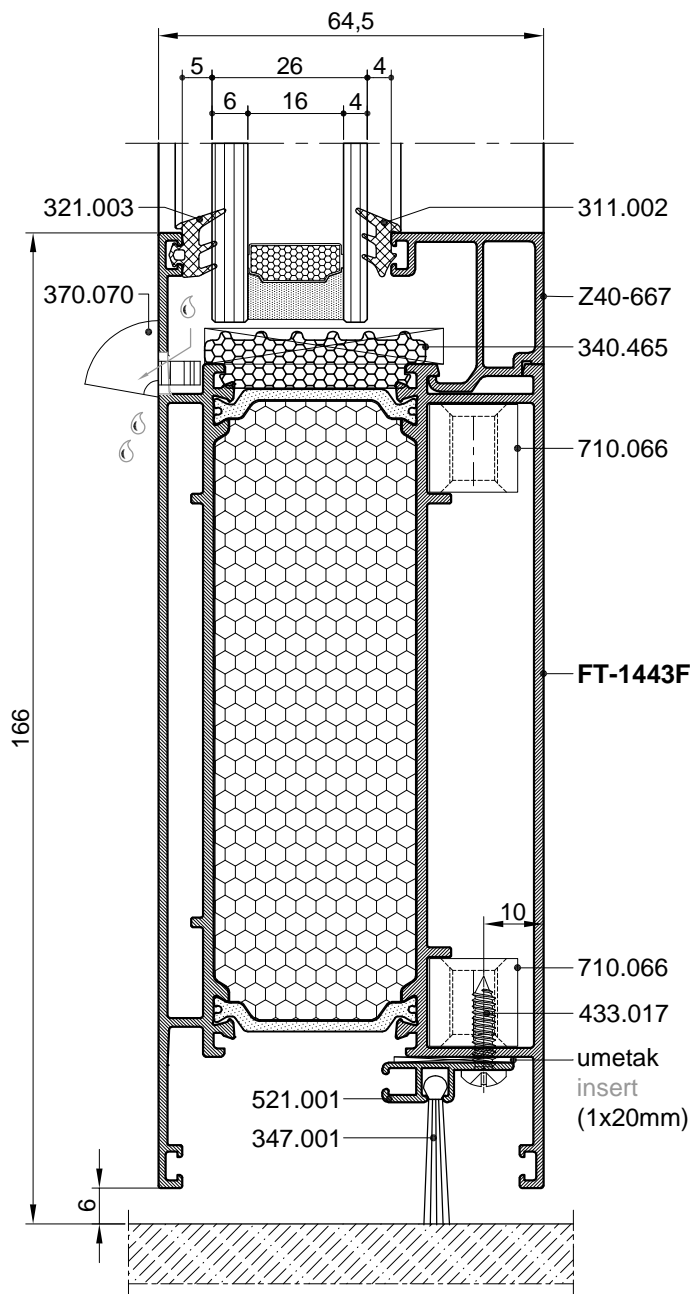
* Zbog boljih termičkih karakteristika, u donjem dijelu profila moguće je ugraditi dodatnu XPS ispunu.
For better insulation properties, in bottom area instalation of additional XPS infill is possible.



VRATA BEZ PRAGA
(OTVARANJE UNUTRA I VANI)
DOOR WITHOUT THRESHOLD
(INWARDS AND OUTWARDS OPENING)

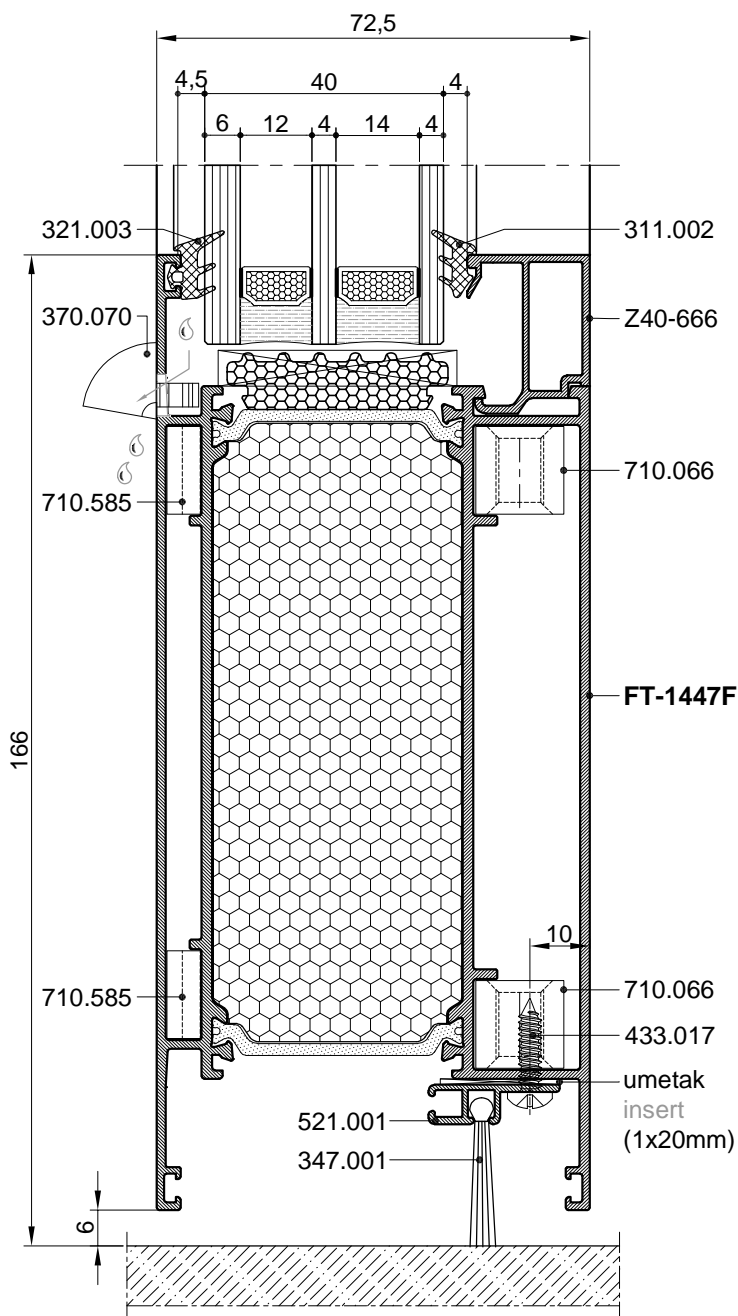
FT-1443F

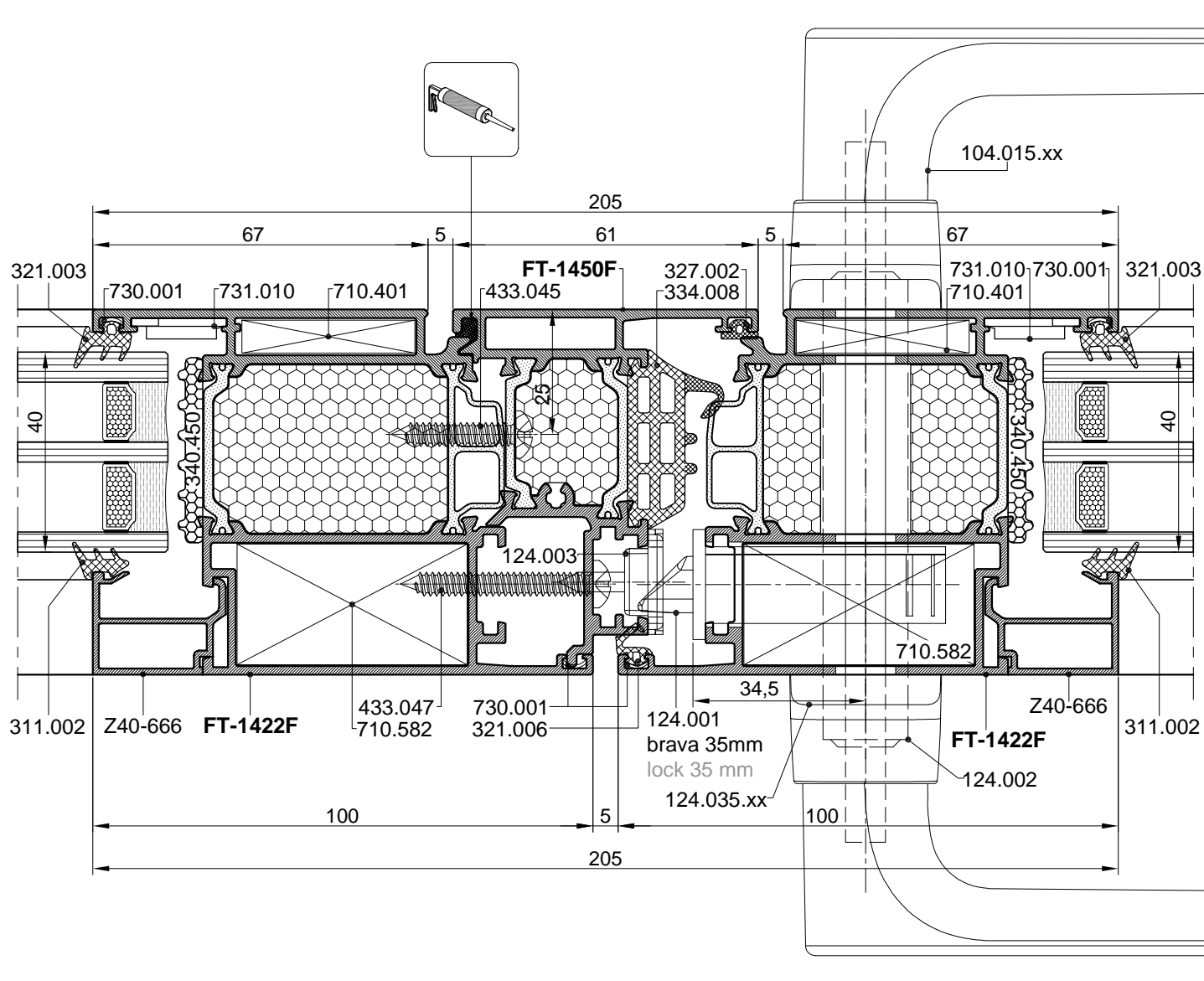
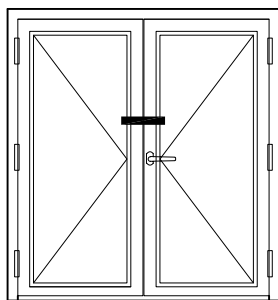
Profil parapetne prečke
za zaobljena krila (otvaranje unutra)
Bottom crossbar profile
for rounded sashes (inwards opening)



FT-1447F

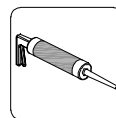
Profil parapetne prečke
za ravna krila (otvaranje unutra i vani)
Bottom crossbar profile
for flat sashes (inwards and outwards opening)



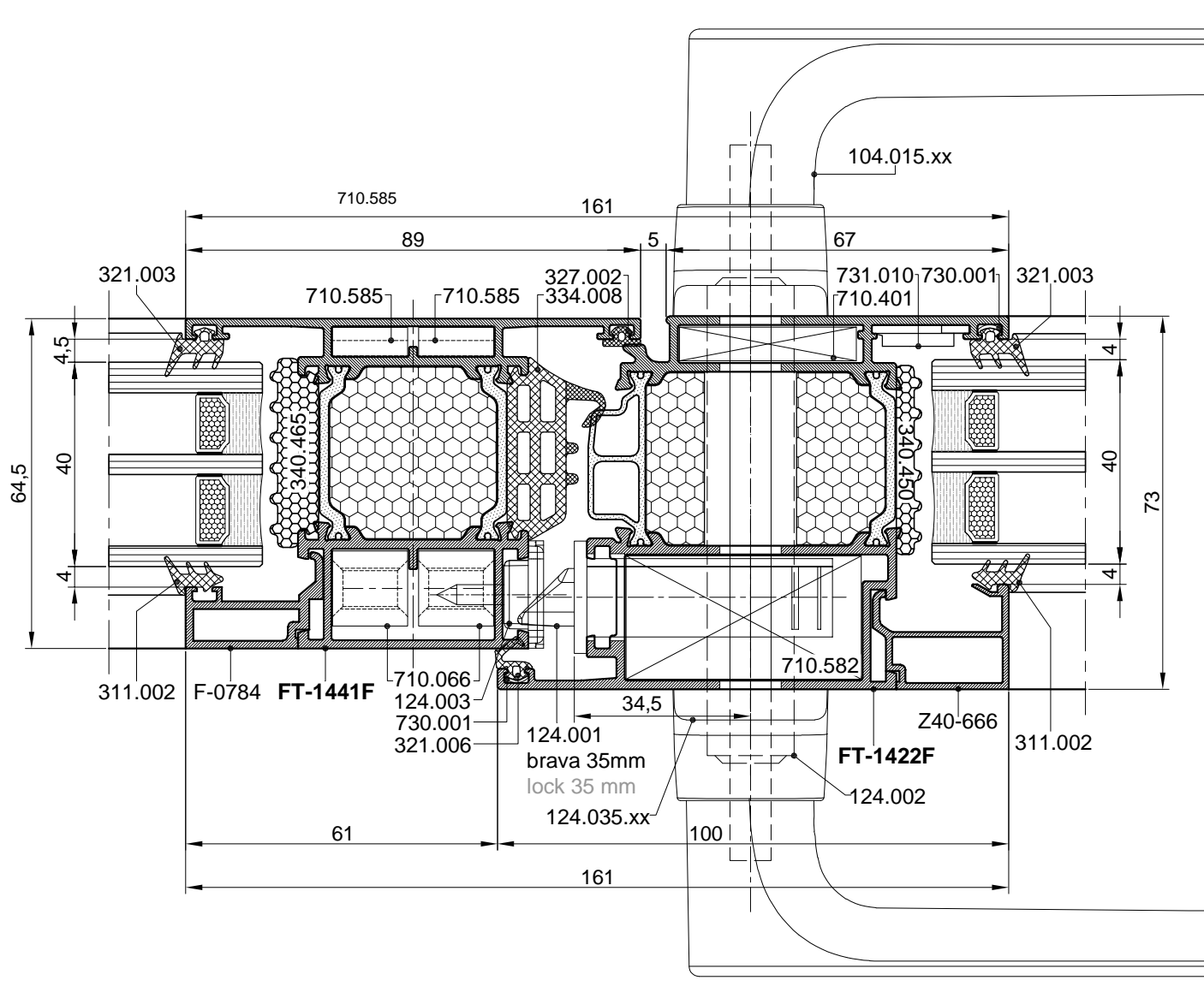
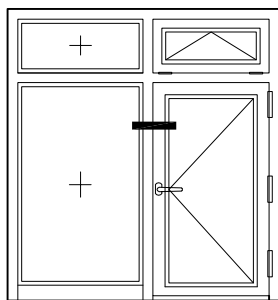


Napomena /Remark:

- Krilo vrata za bravu 35mm
- Brava 35mm sa jezičkom...(124.001)
- Door leaf for lock 35mm
- Lock 35mm with latchbolt...(124.001)

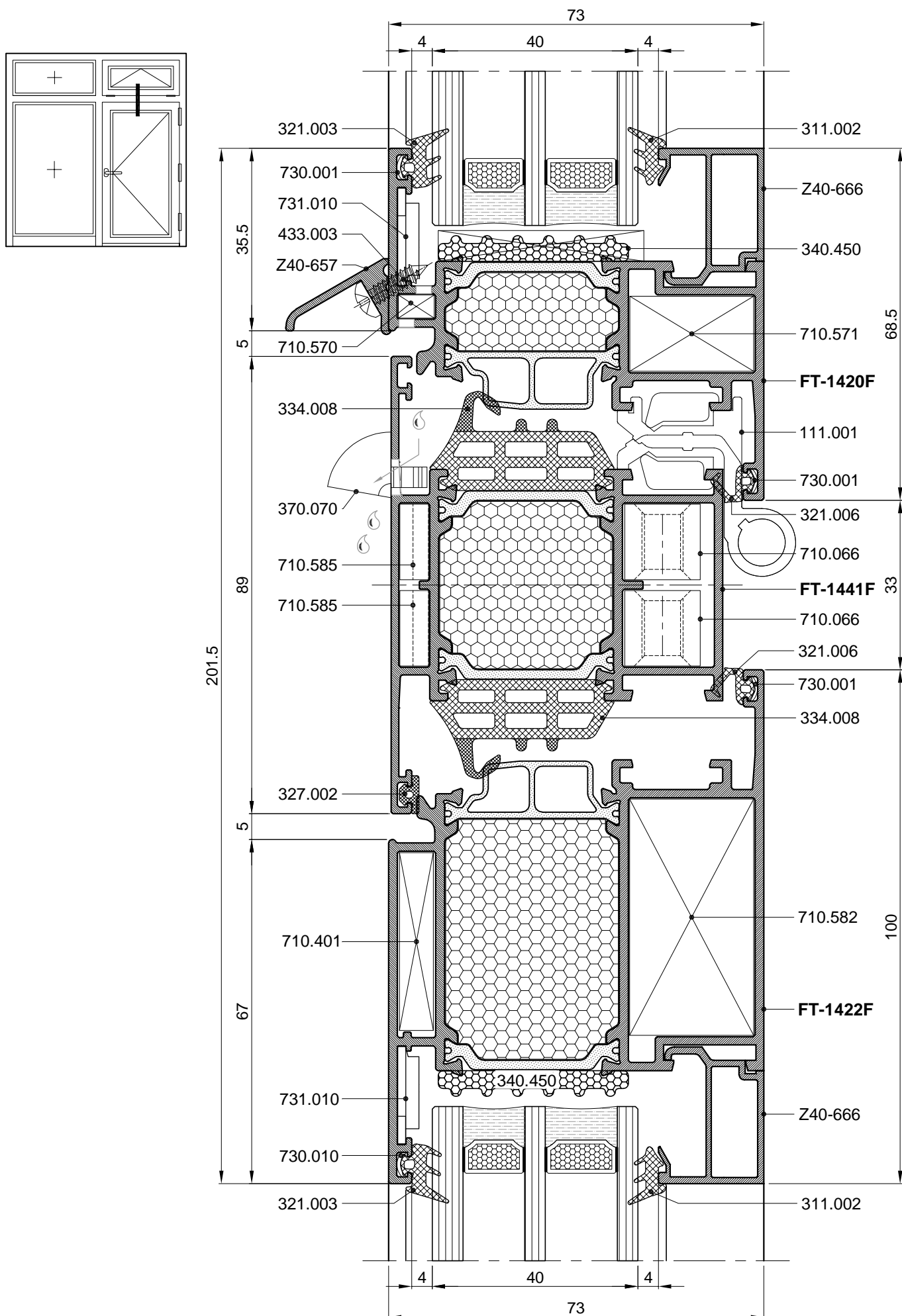


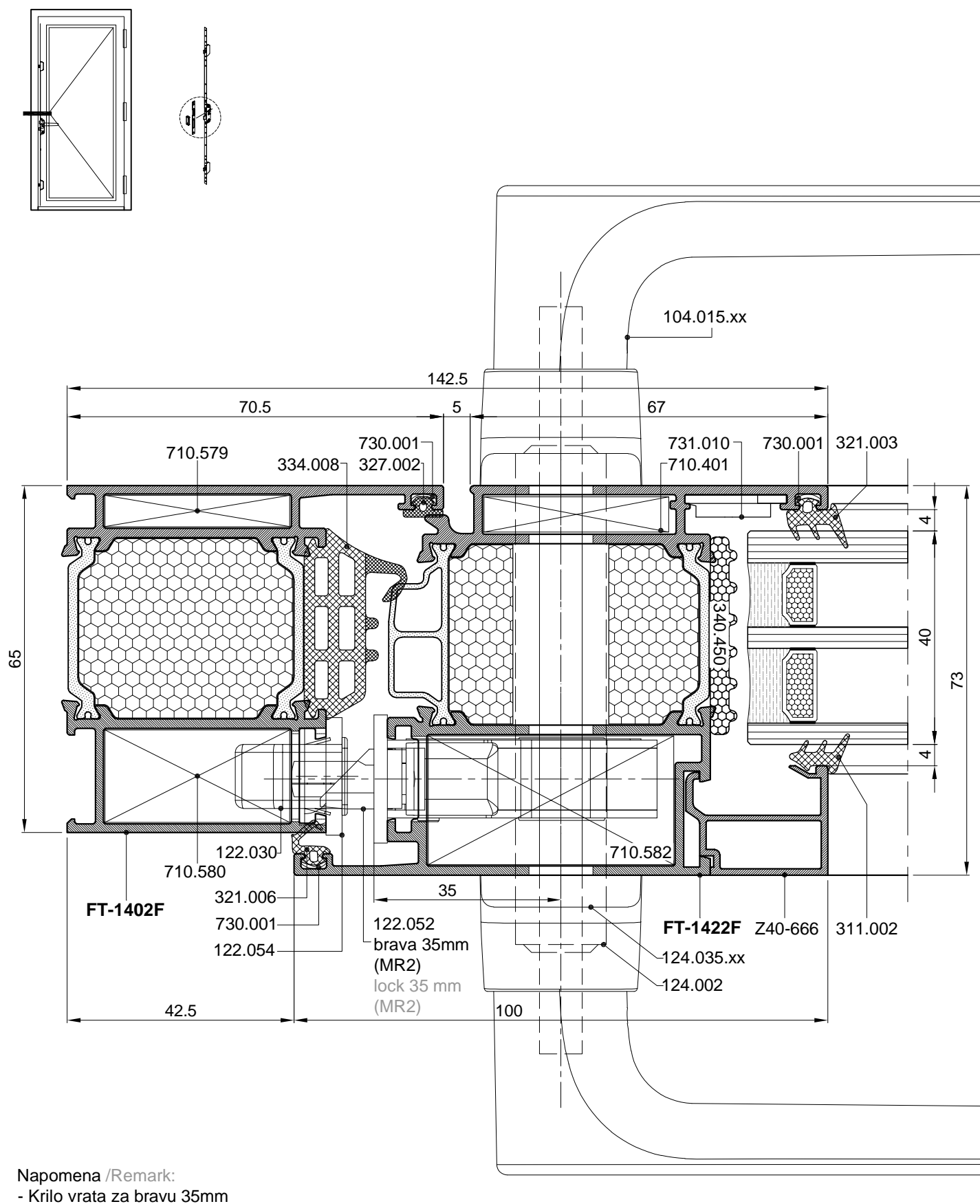
ljepilo za metal
(npr. Teroson MS 939)
metal glue
(eg. Teroson MS 939)



Napomena /Remark:

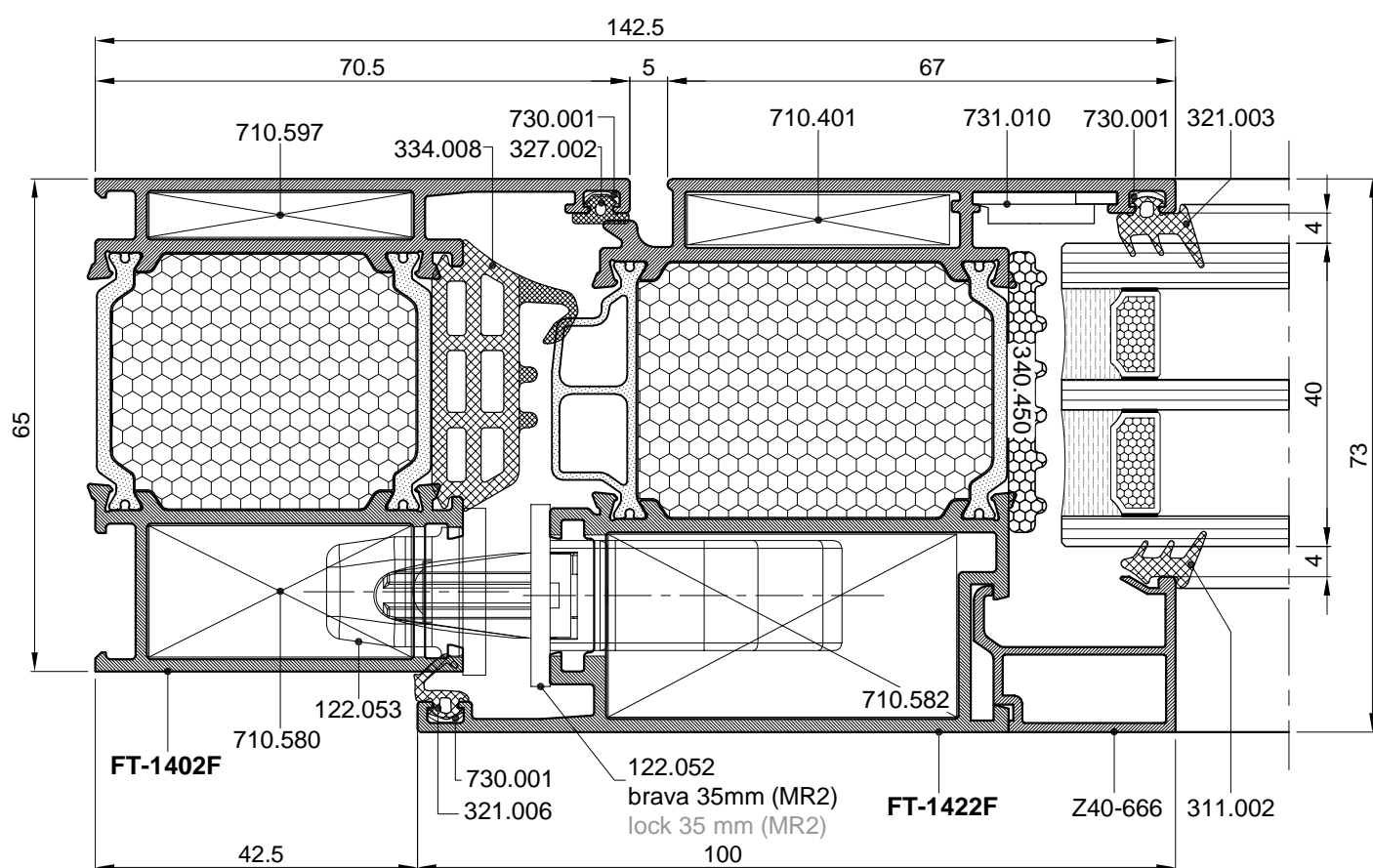
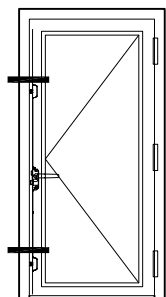
- Krilo vrata za bravu 35mm
- Brava 35mm sa jezičkom...(124.001)
- Door leaf for lock 35mm
- Lock 35mm with latchbolt...(124.001)





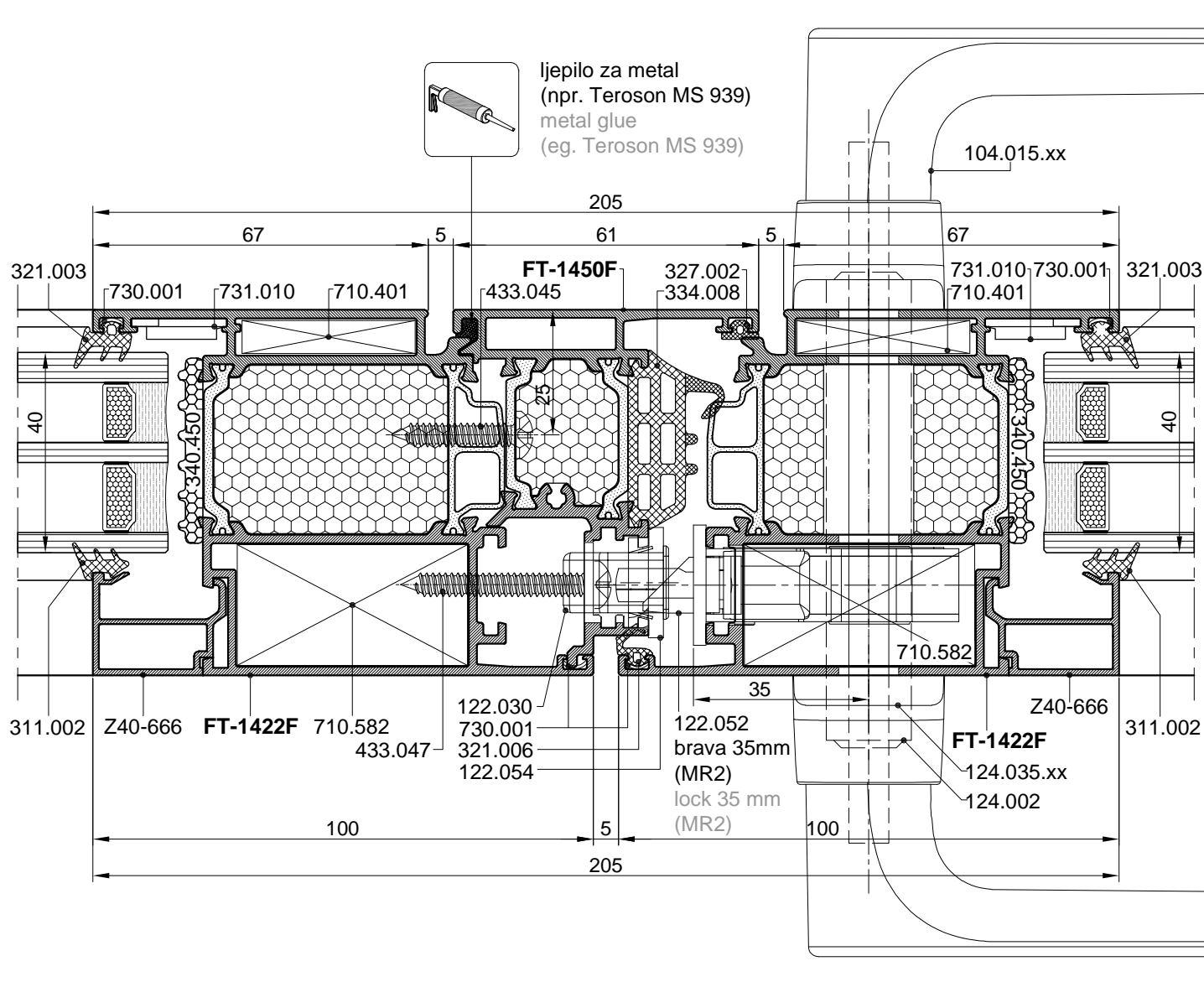
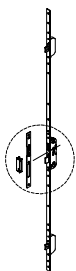
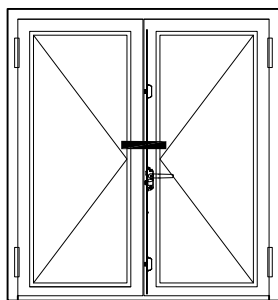
Napomena /Remark:

- Krilo vrata za bravu 35mm
- Sigurnosna brava 35mm sa 3 mjesta ključanja -(MR2)...(122.052)
- U profil rama vrata moguća je ugradnja i elektro otvarača 122.055 (GU) zajedno sa prihvatnim limom 122.054 (GU)
- Door leaf for lock 35mm
- Safety lock 35mm with 3 locking point -(MR2)...(122.052)
- An electrical opener 122.055 (GU) can be installed in the door frame profile together with the striking plate



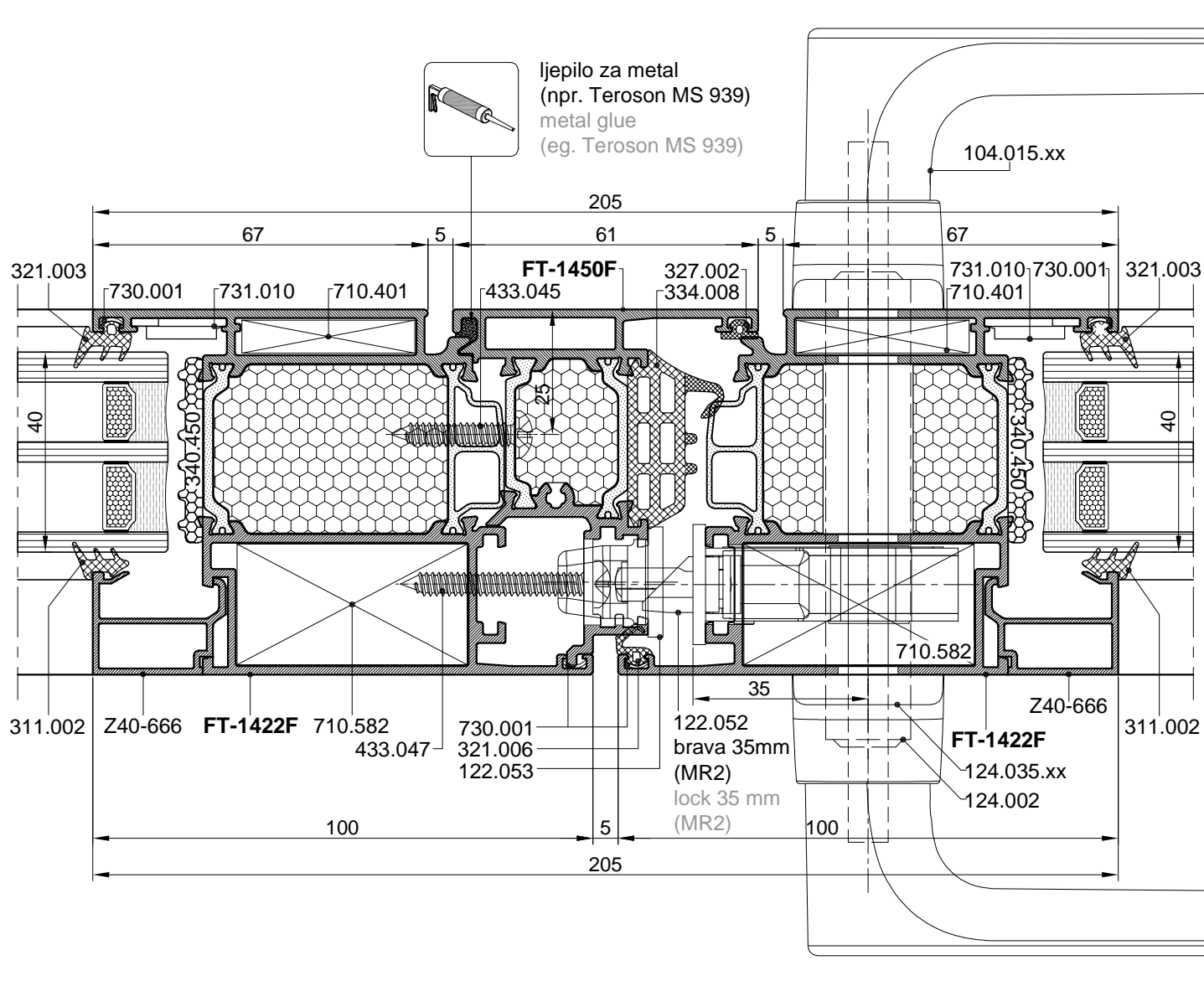
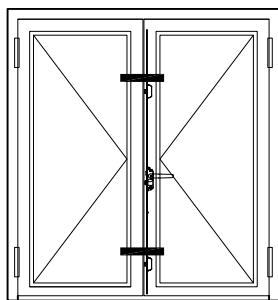
Napomena /Remark:

- Krilo vrata za bravu 35mm
- Sigurnosna brava 35mm sa 3 mjesta ključanja -(MR2)...(122.052)
- Door leaf for lock 35mm
- Safety lock 35mm with 3 locking point -(MR2)...(122.052)



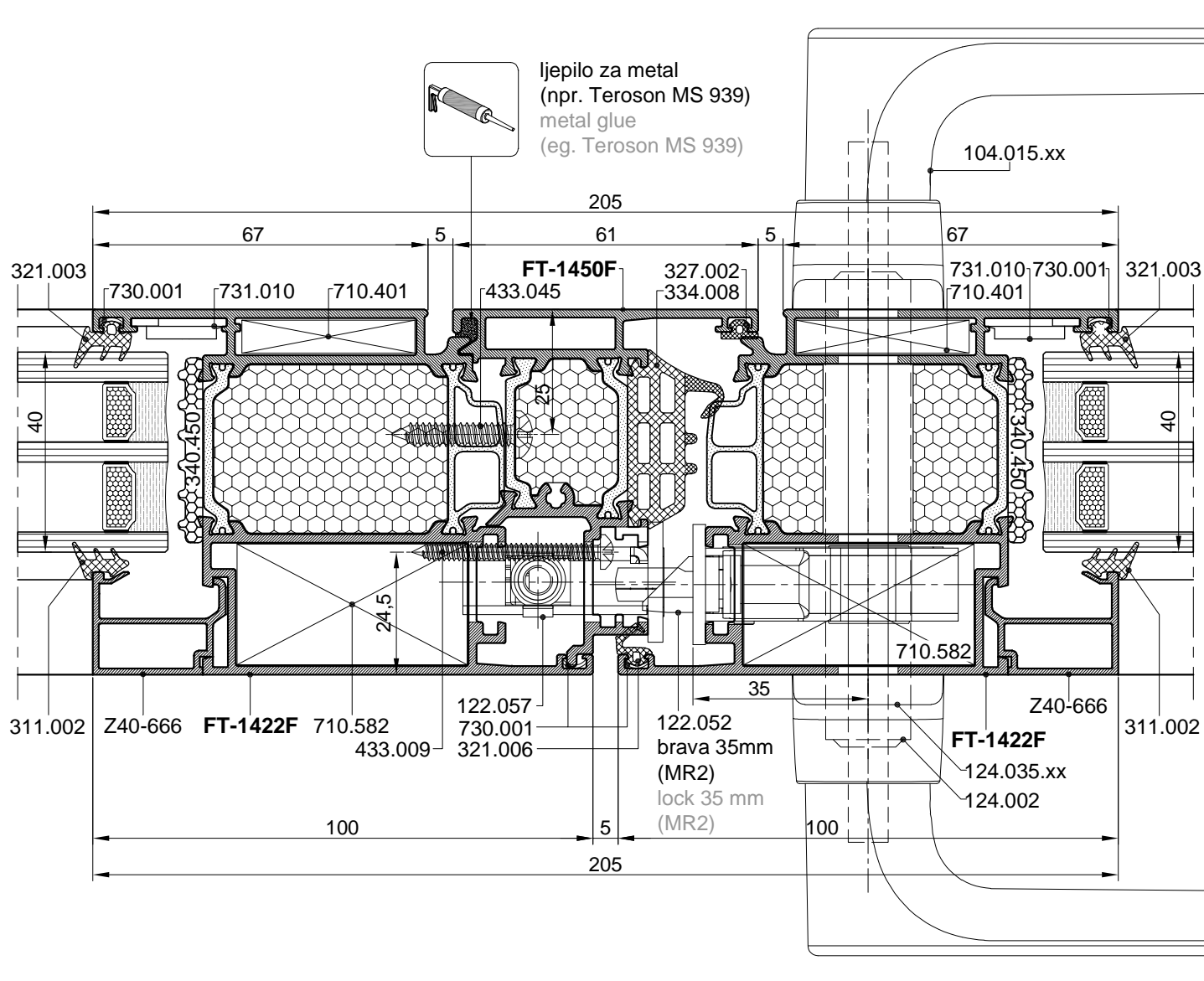
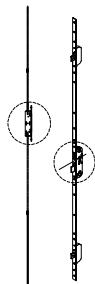
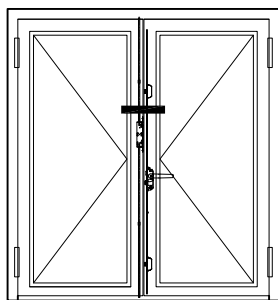
Napomena /Remark:

- Krilo vrata za bravu 35mm
- Sigurnosna brava 35mm sa 3 mjesta ključanja -(MR2)...(122.052)
- Moguća je ugradnja i elektro otvarača 122.055 (GU) zajedno sa prihvatnim limom 122.054 (GU)
(ako se koristi elektro otvarač, ključanje pomoćnog krila se izvodi pomoću zapinjača-krakuna 144.003 (Stublina))
- Door sash for lock 35mm
- Safety lock 35mm with 3 locking point -(MR2)...(122.052)
- It is possible to install an electrical opener 122.055 (GU) together with the striking plate 122.054
(if an electrical opener is used, the auxiliary leaf is locked with a door latch 144.003 (Stublina))



Napomena /Remark:

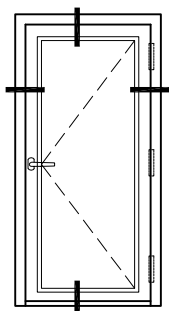
- Krilo vrata za bravu 35mm
- Sigurnosna brava 35mm sa 3 mjesta ključanja -(MR2)...(122.052)
- Door sash for lock 35mm
- Safety lock 35mm with 3 locking point -(MR2)...(122.052)



Napomena /Remark:

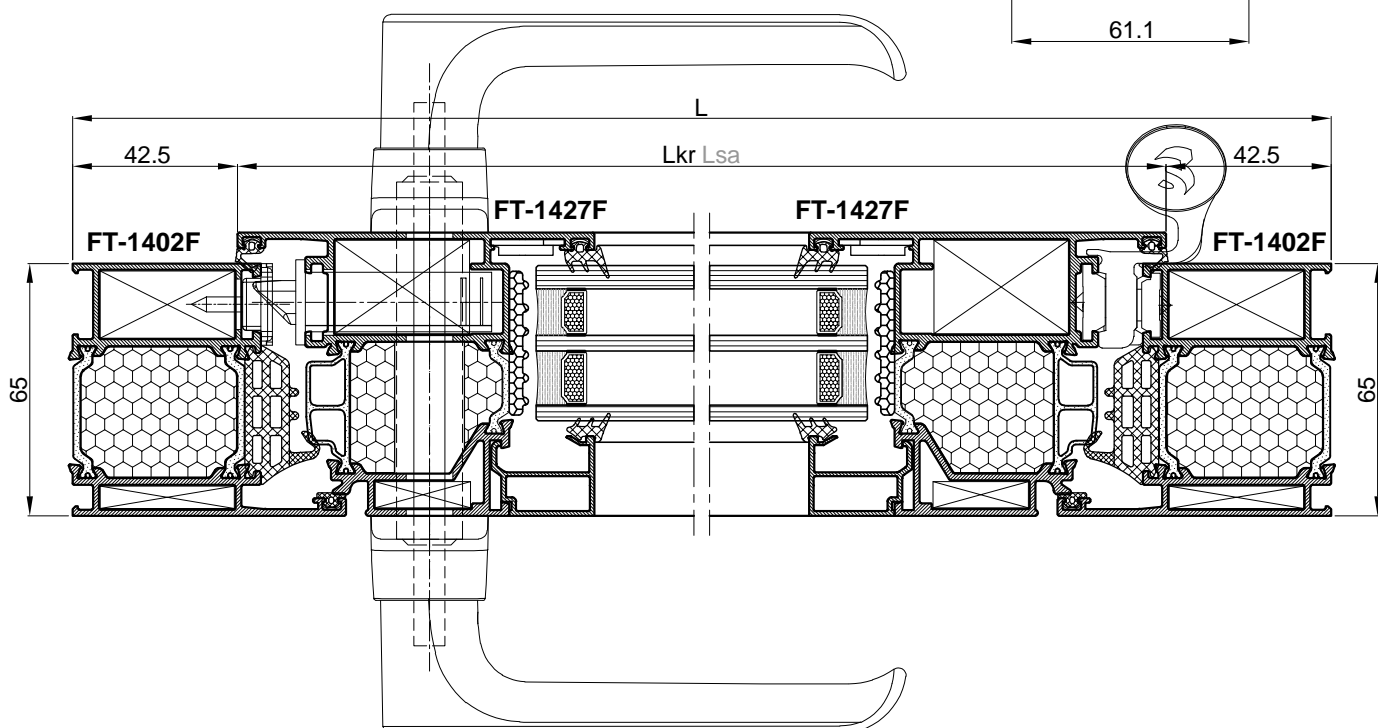
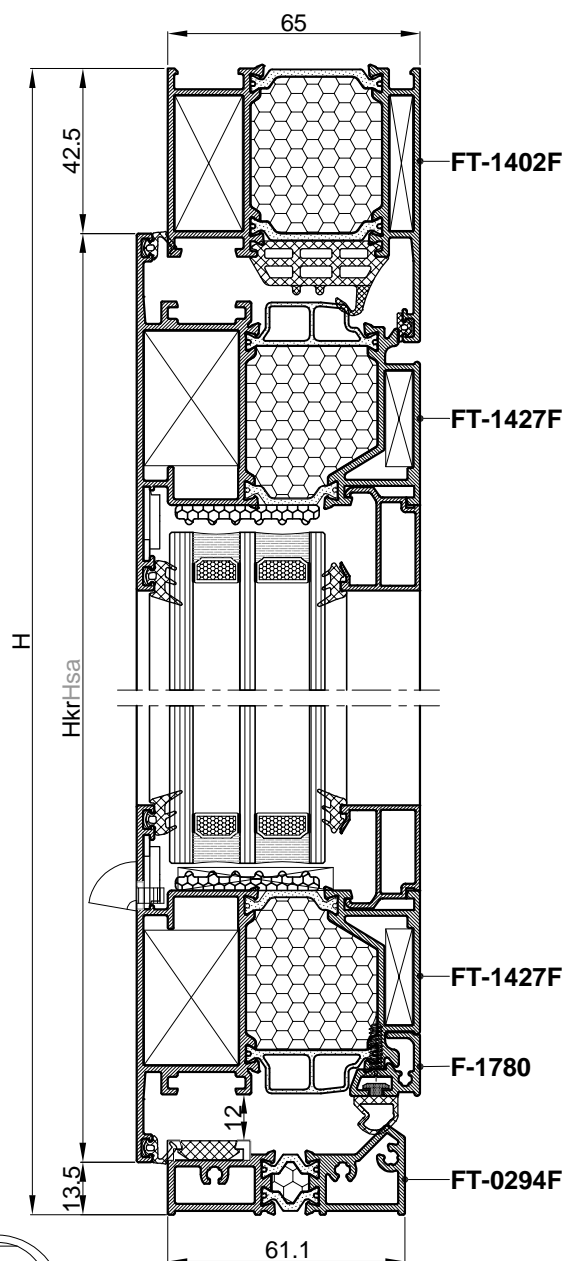
- Krilo vrata za bravu 35mm
- Sigurnosna brava 35mm sa 3 mjesta ključanja -(MR2)...(122.052)
- Bravica za ključanje pomoćnog krila...(122.057)
(ako se koristi elektro otvarač nije moguća ugradnja bravice 122.057)
- Door sash for lock 35mm
- Safety lock 35mm with 3 locking point -(MR2)...(122.052)
- Lock for the auxiliary leaf... (122.057)
(if an electrical opener is used, it is not possible to install a lock 122.057)

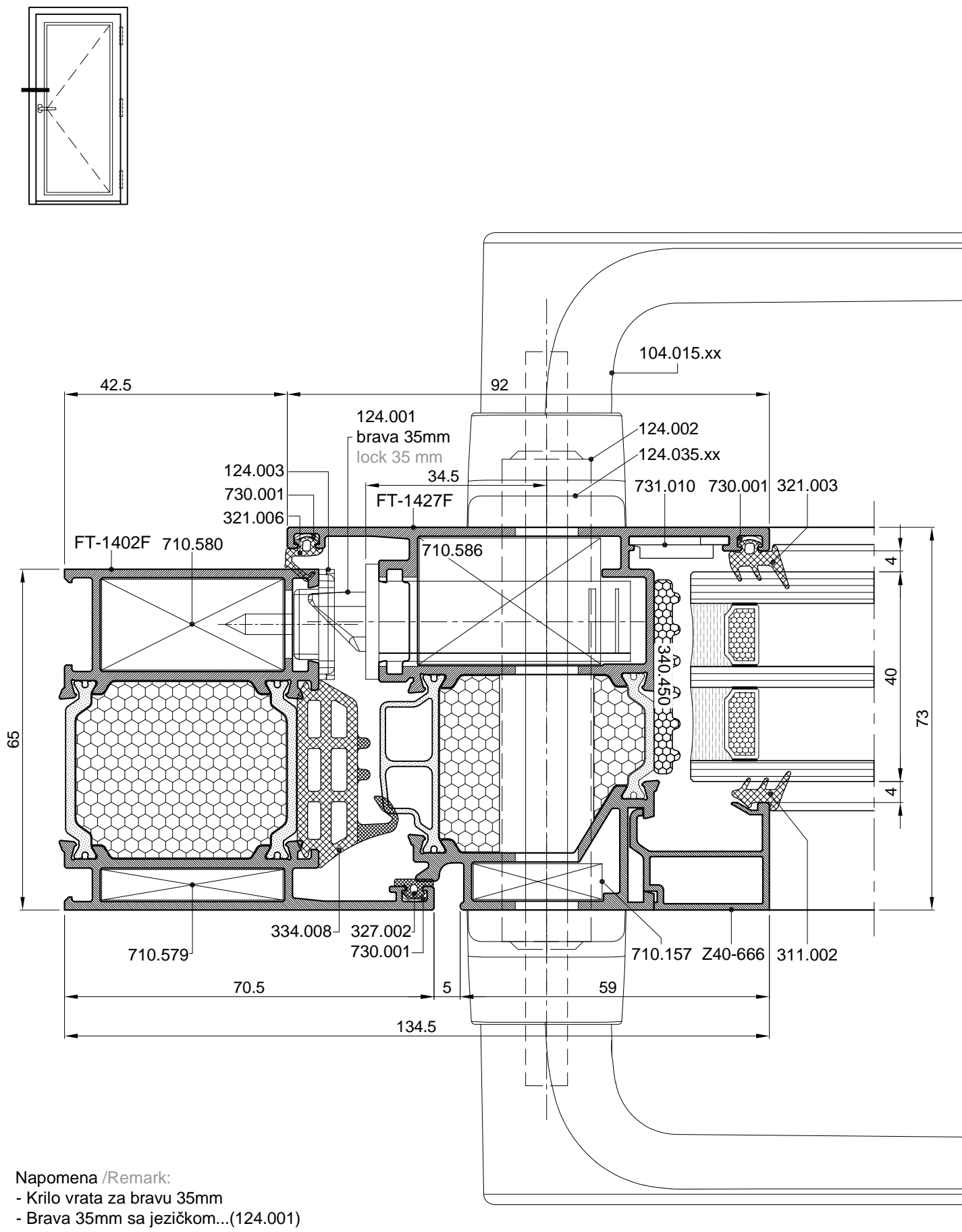
JEDNOKRILNA ULAZNA VRATA, OTVARANJE VANI ONE-SASH ENTRANCE DOOR, OUTWARDS OPENING



Napomena /Remark:

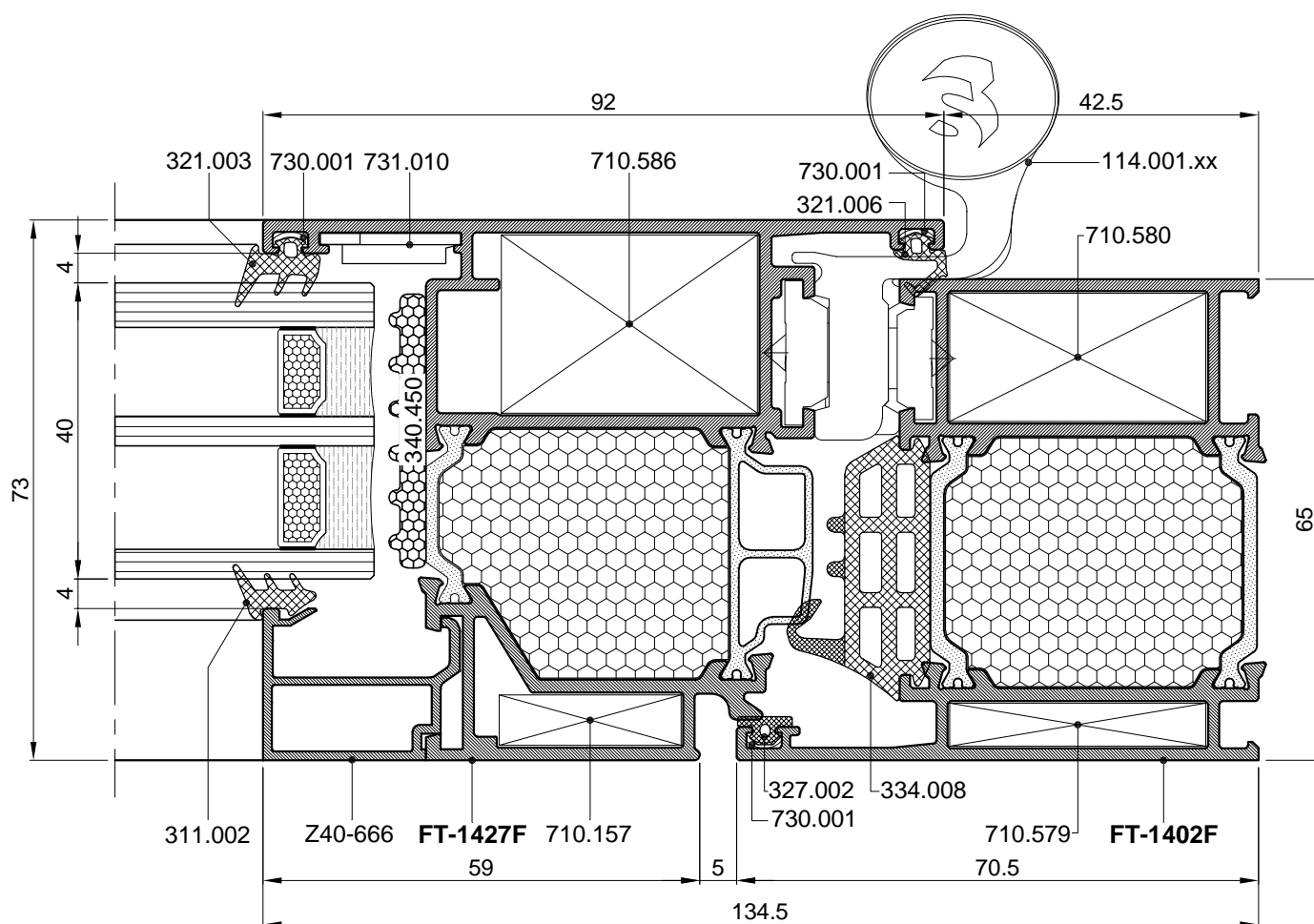
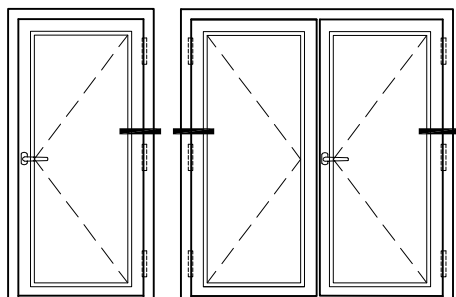
- Krilo vrata za bravu 35mm
- Brava 35mm sa jezičkom...(124.001)
- Door leaf for lock 35mm
- Lock 35mm with latchbolt...(124.001)



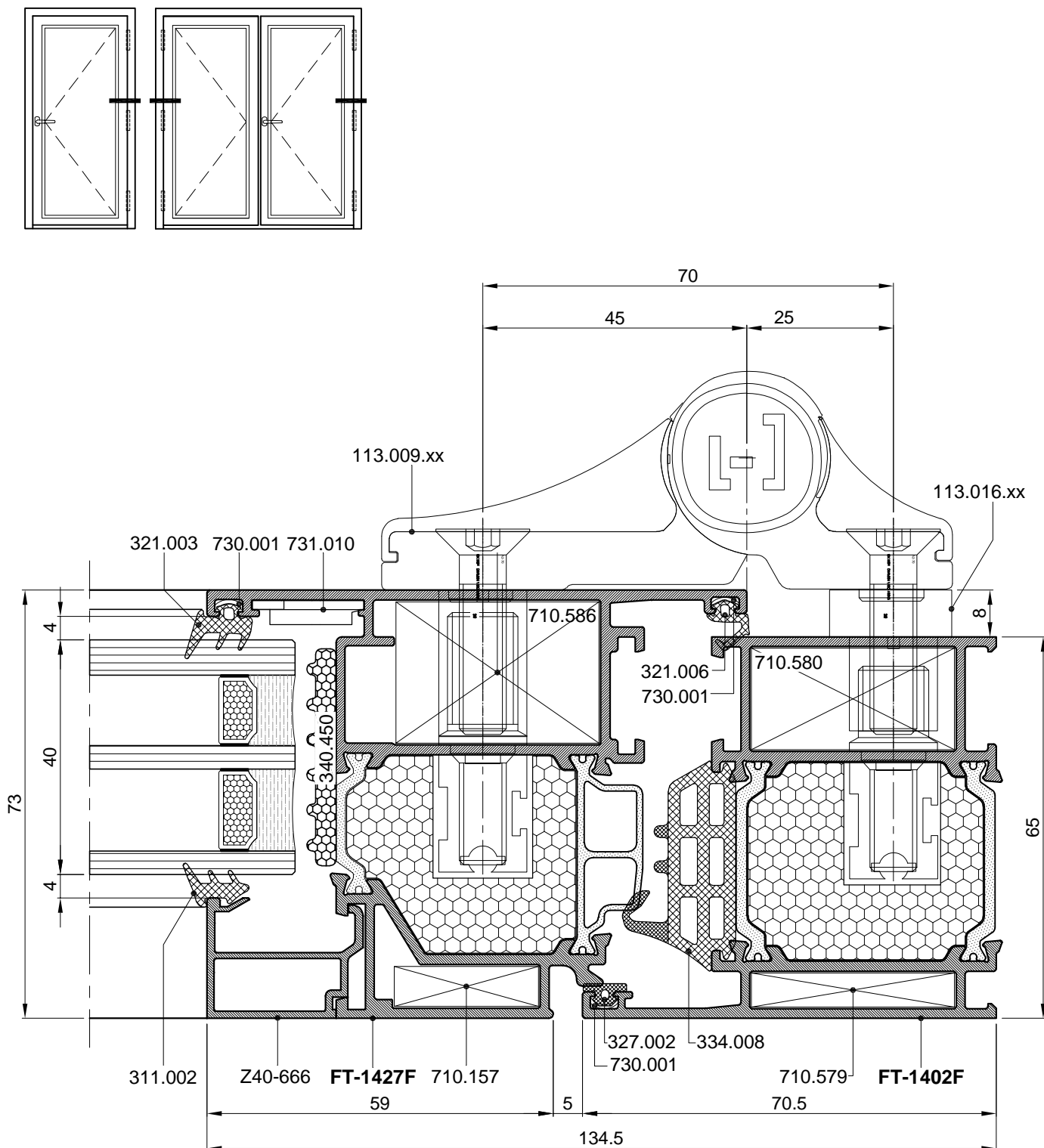


Napomena /Remark:

- Krilo vrata za bravu 35mm
- Brava 35mm sa jezičkom...(124.001)
- Door leaf for lock 35mm
- Lock 35mm with latchbolt...(124.001)

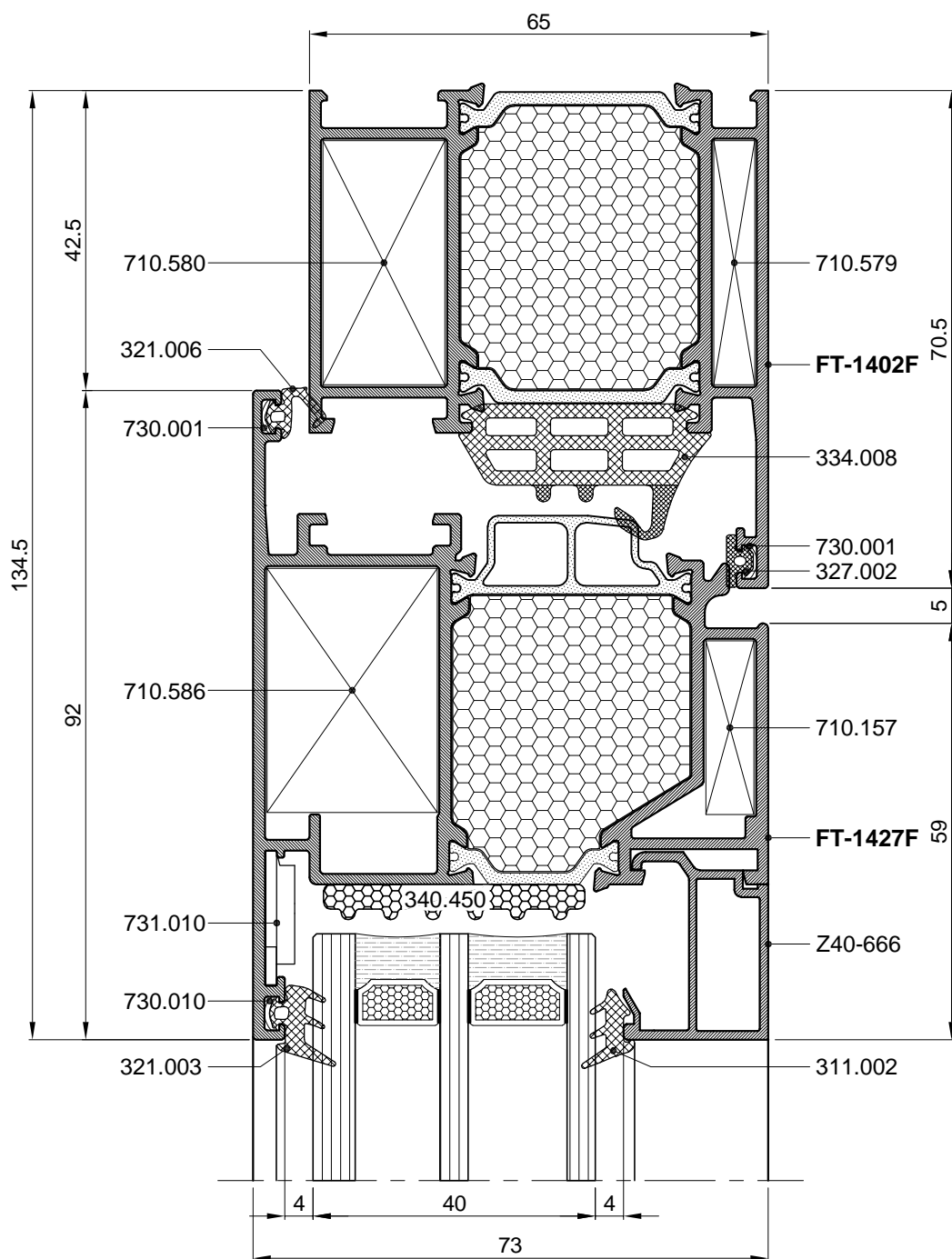
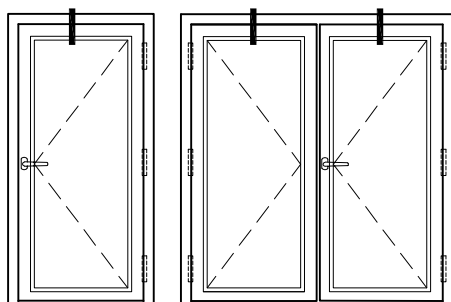


Napomena: Krilo vrata za bravu 35mm
Remark: Door leaf for lock 35mm




SET USADNIH BAGLAMA - OSNO 70 mm
 UGRAĐUJE SE U KRILO VRATA FT-1427F (OTVARANJE VANI)
 SET OF SCREW-IN HINGES - AXIAL DISTANCE 70 mm
 INSTALLED IN DOOR LEAF FT-1427F (OUTWARDS OPENING)

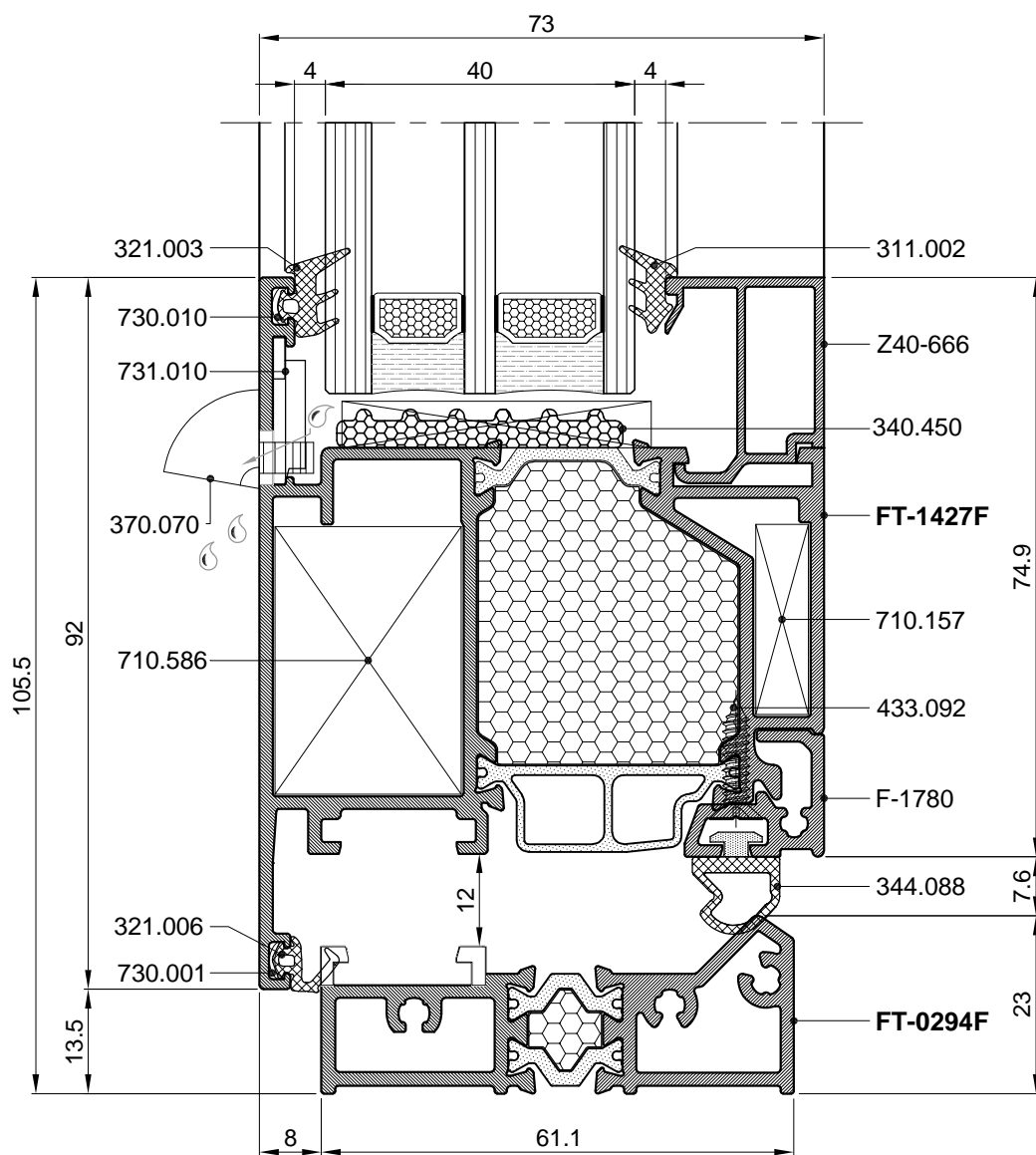
Napomena: Krilo vrata za bravu 35mm
 Remark: Door leaf for lock 35mm




Napomena: Krilo vrata za bravu 35mm
Remark: Door leaf for lock 35mm



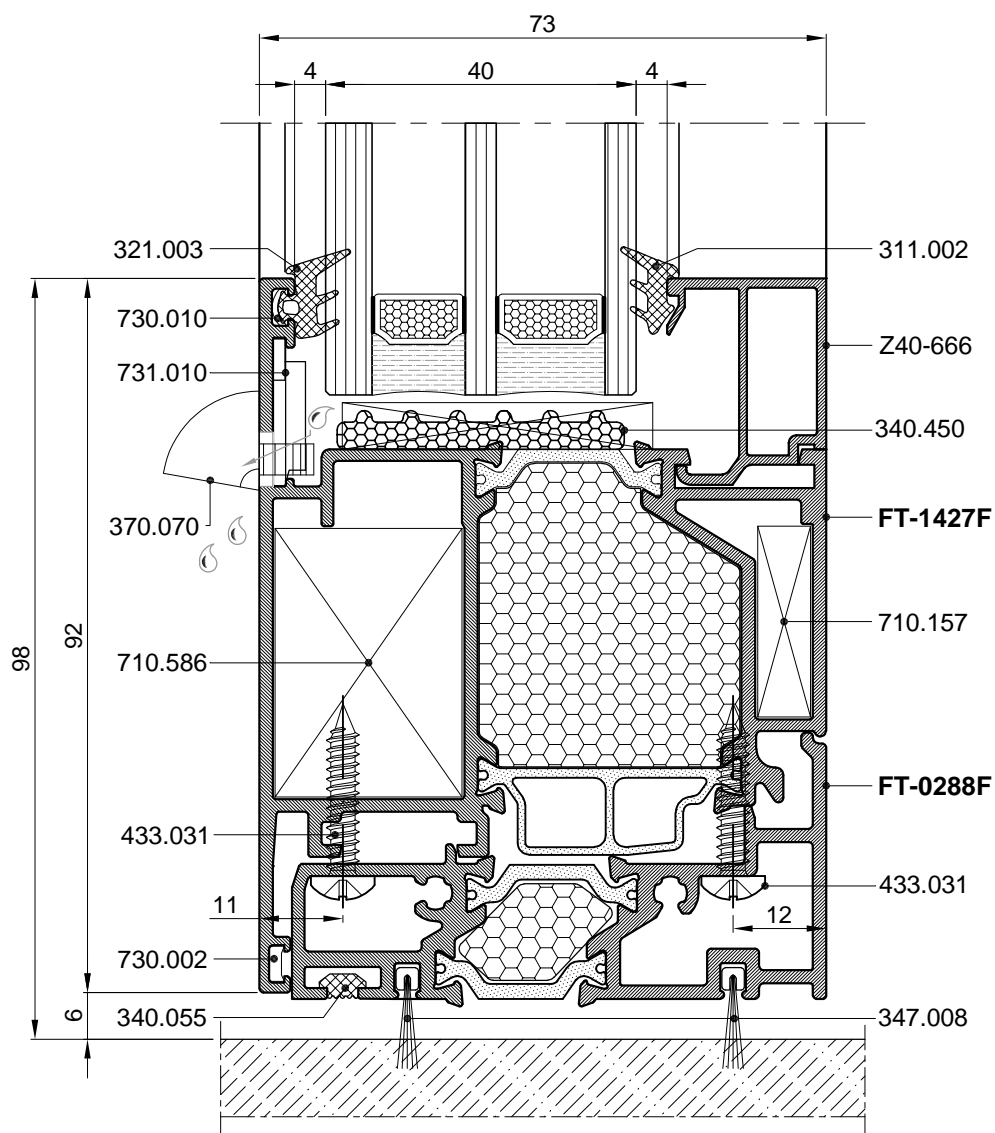
VRATA S PRAGOM
(OTVARANJE VANI)
DOOR WITH THRESHOLD
(OUTWARDS OPENING)



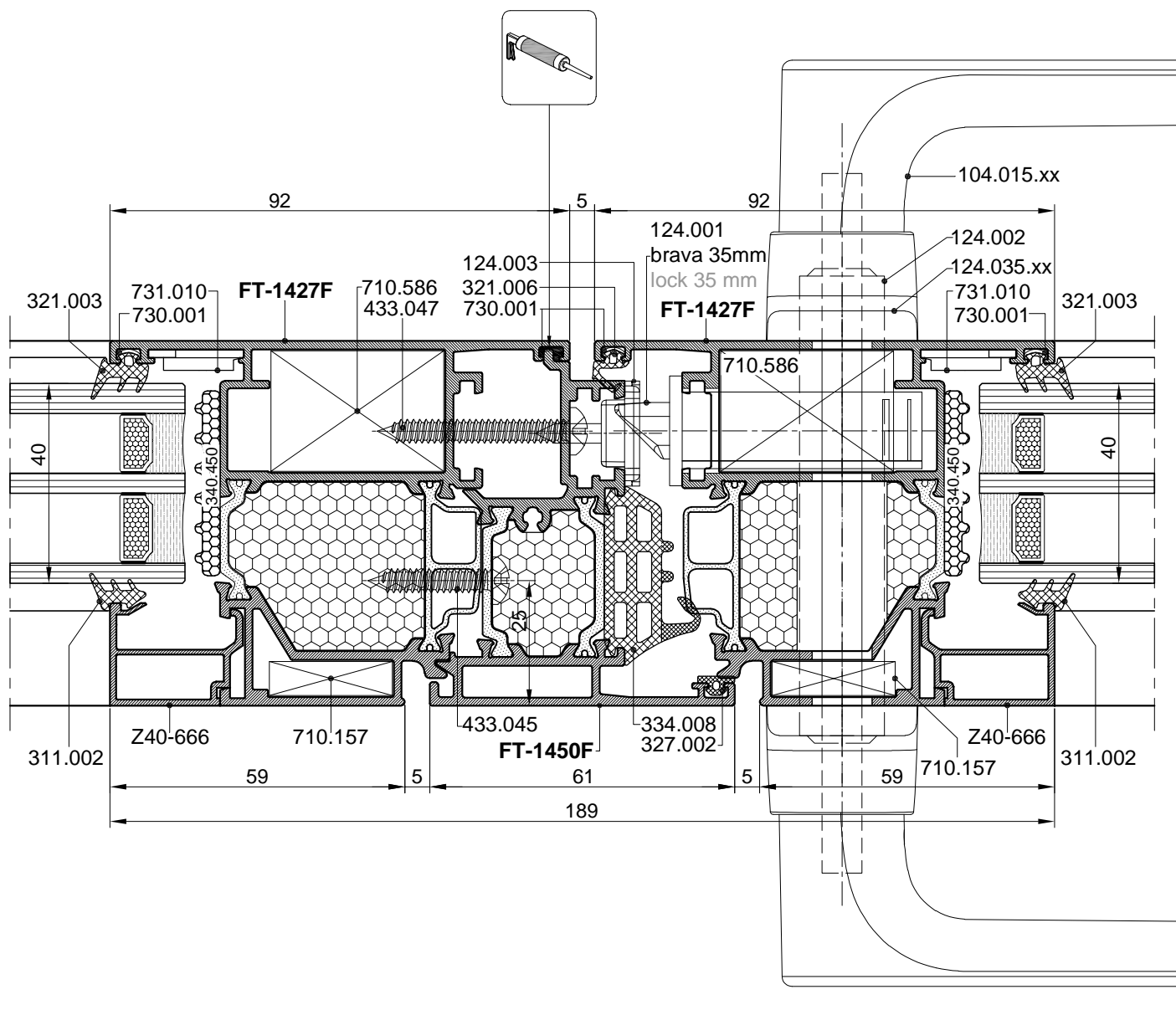
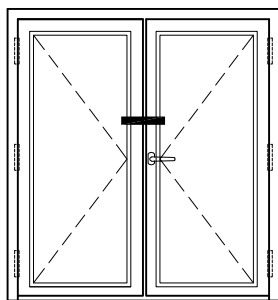
Napomena: Krilo vrata za bravu 35mm
Remark: Door leaf for lock 35mm



VRATA BEZ PRAGA
(OTVARANJE VANI)
DOOR WITHOUT THRESHOLD
(OUTWARDS OPENING)

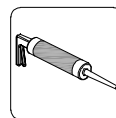


Napomena: Krilo vrata za bravu 35mm
Remark: Door leaf for lock 35mm

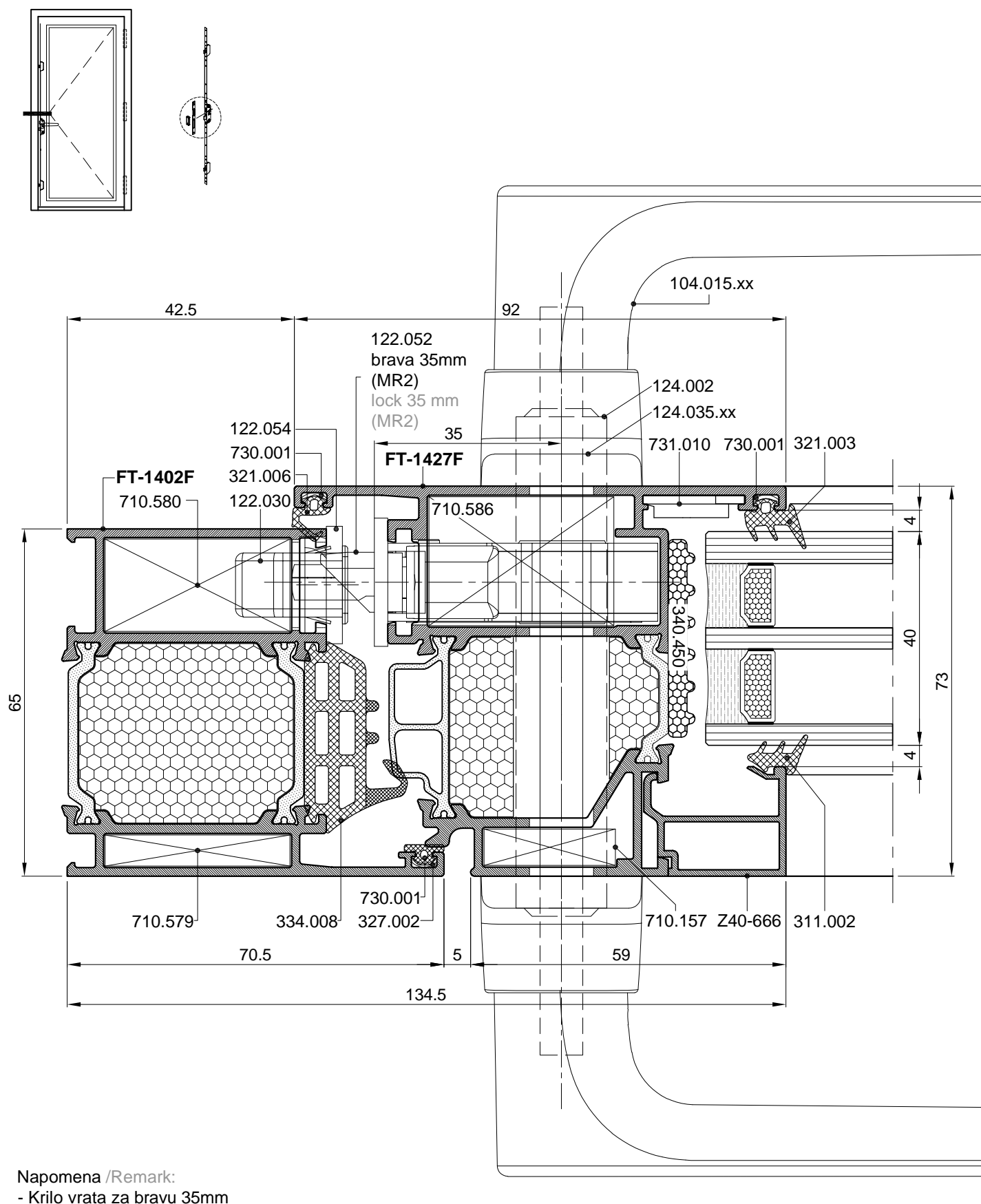


Napomena /Remark:

- Krilo vrata za bravu 35mm
- Brava 35mm sa jezičkom...(124.001)
- Door leaf for lock 35mm
- Lock 35mm with latchbolt...(124.001)

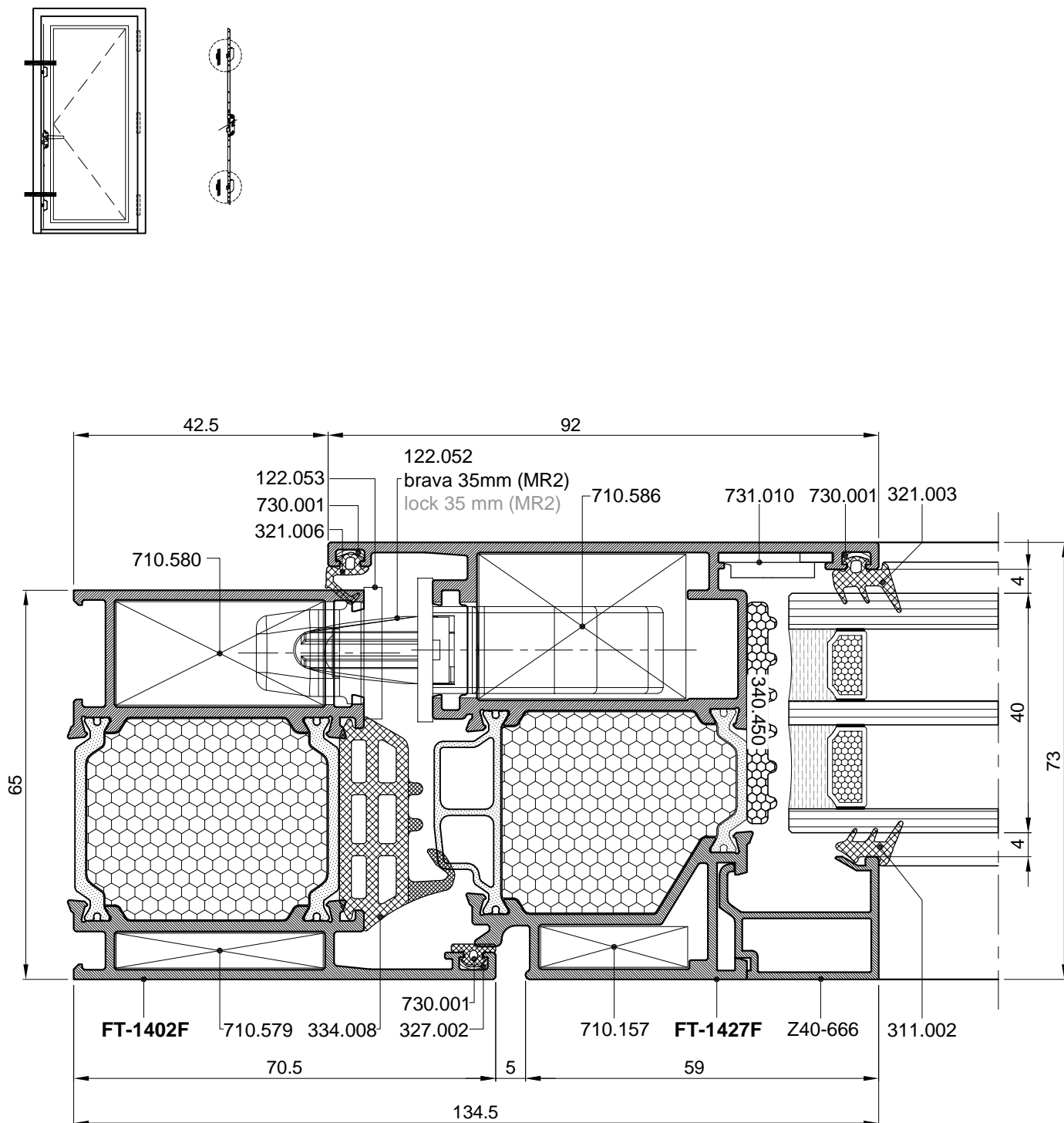


ljepilo za metal
(npr. Teroson MS 939)
metal glue
(eg. Teroson MS 939)



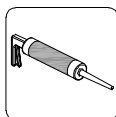
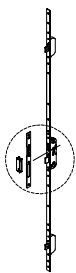
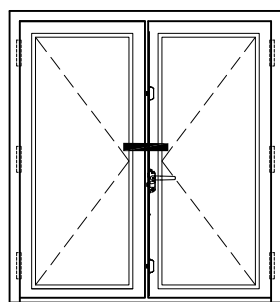
Napomena /Remark:

- Krilo vrata za bravu 35mm
- Sigurnosna brava 35mm sa 3 mjesta ključanja -(MR2)...(122.052)
- U profil rama vrata moguća je ugradnja i elektro otvarača 122.055 (GU) zajedno sa prihvatnim limom 122.054 (GU)
- Door leaf for lock 35mm
- Safety lock 35mm with 3 locking point -(MR2)...(122.052)
- An electrical opener 122.055 (GU) can be installed in the door frame profile together with the striking plate

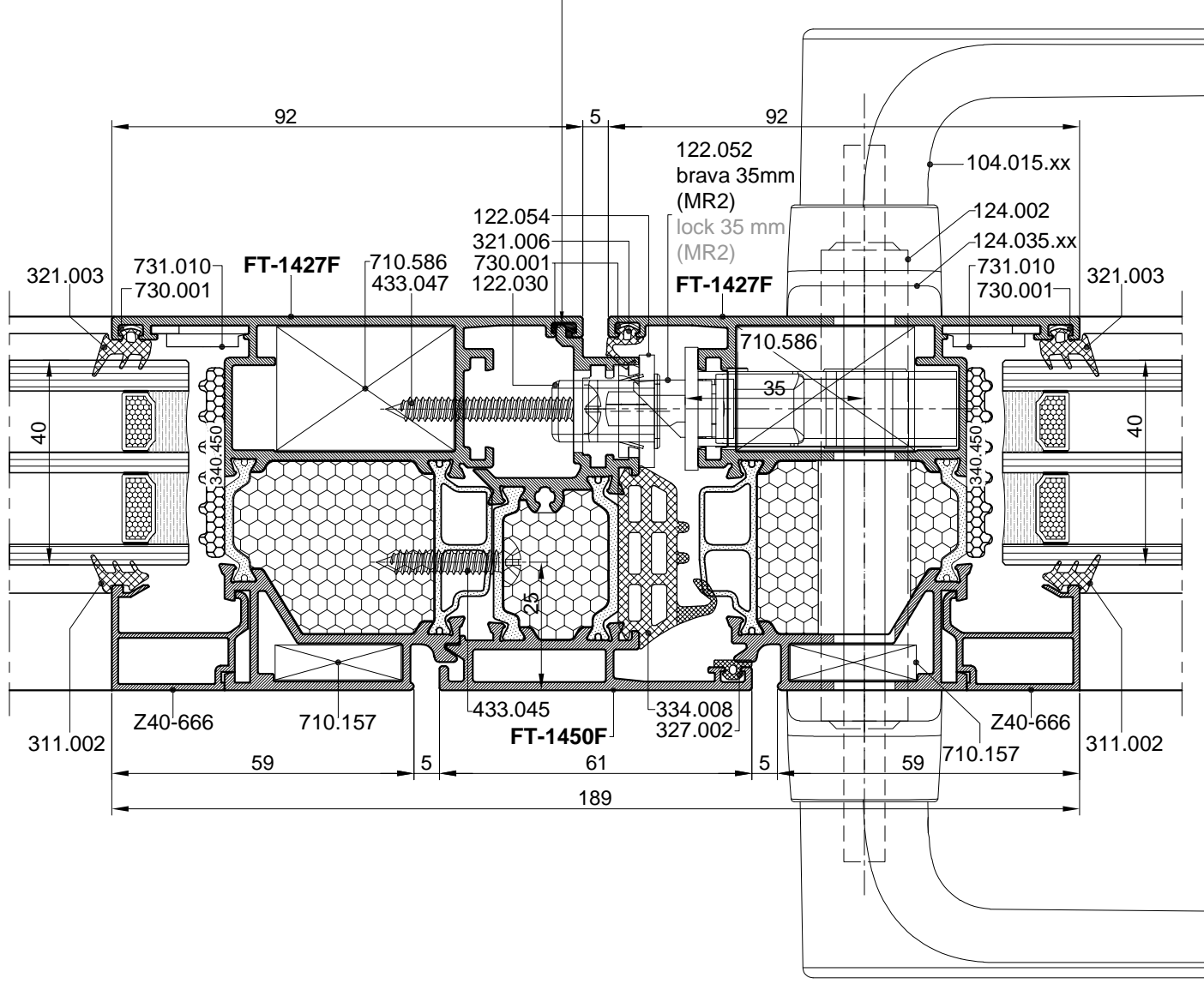


Napomena /Remark:

- Krilo vrata za bravu 35mm
- Sigurnosna brava 35mm sa 3 mjesta ključanja -(MR2)...(122.052)
- Door leaf for lock 35mm
- Safety lock 35mm with 3 locking point -(MR2)...(122.052)

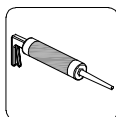
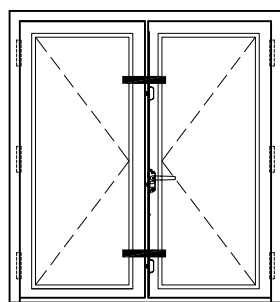


lijepilo za metal
(npr. Teroson MS 939)
metal glue
(eg. Teroson MS 939)

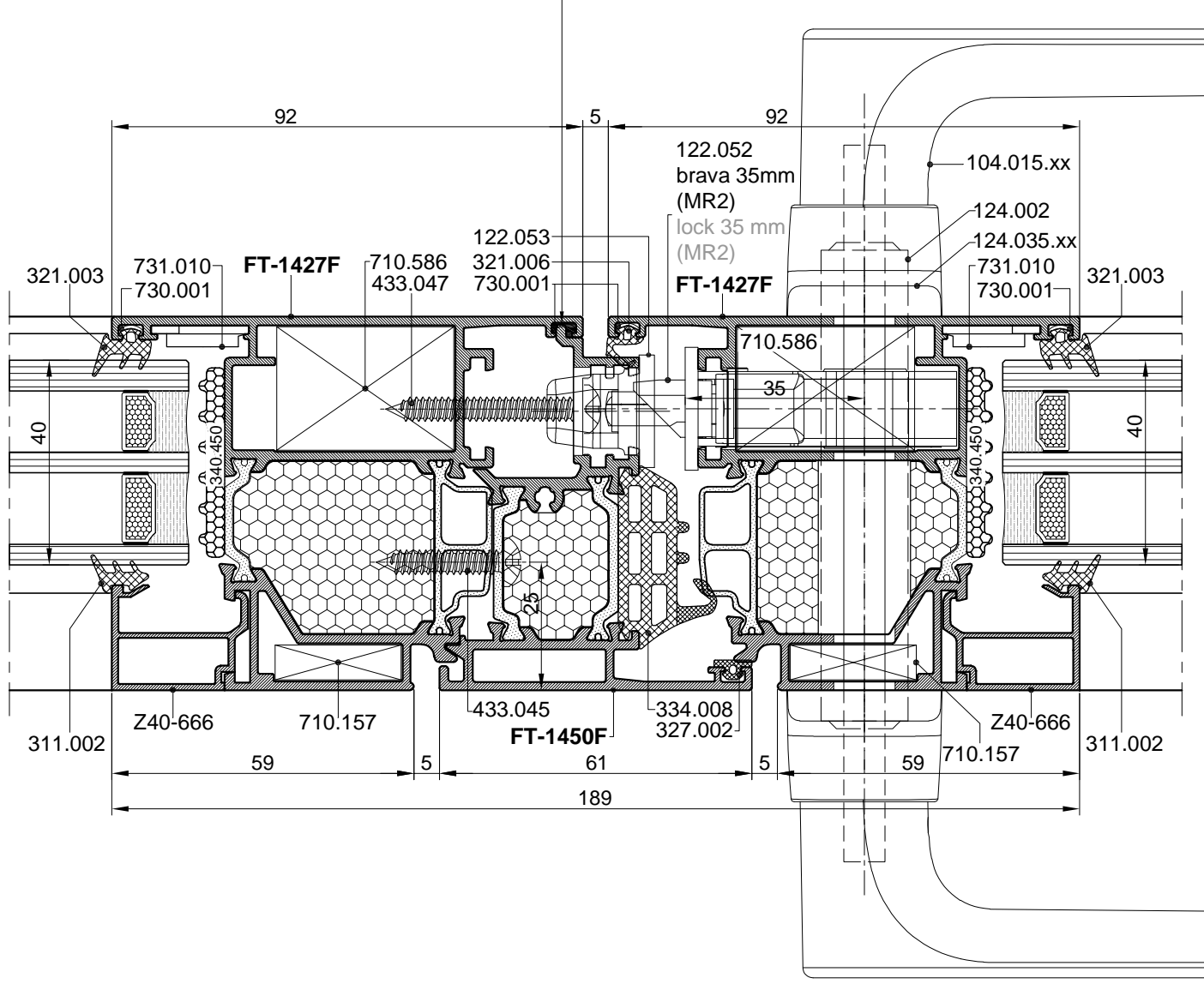


Napomena /Remark:

- Krilo vrata za bravu 35mm
- Sigurnosna brava 35mm sa 3 mjesta ključanja -(MR2)...(122.052)
- Moguća je ugradnja i elektro otvarača 122.055 (GU) zajedno sa prihvatnim limom 122.054 (GU)
(ako se koristi elektro otvarač, ključanje pomoćnog krila se izvodi pomoću zapinjača-krakuna 144.003 (Stublina))
- Door sash for lock 35mm
- Safety lock 35mm with 3 locking point -(MR2)...(122.052)
- It is possible to install an electrical opener 122.055 (GU) together with the striking plate 122.054
(if an electrical opener is used, the auxiliary leaf is locked with a door latch 144.003 (Stublina))

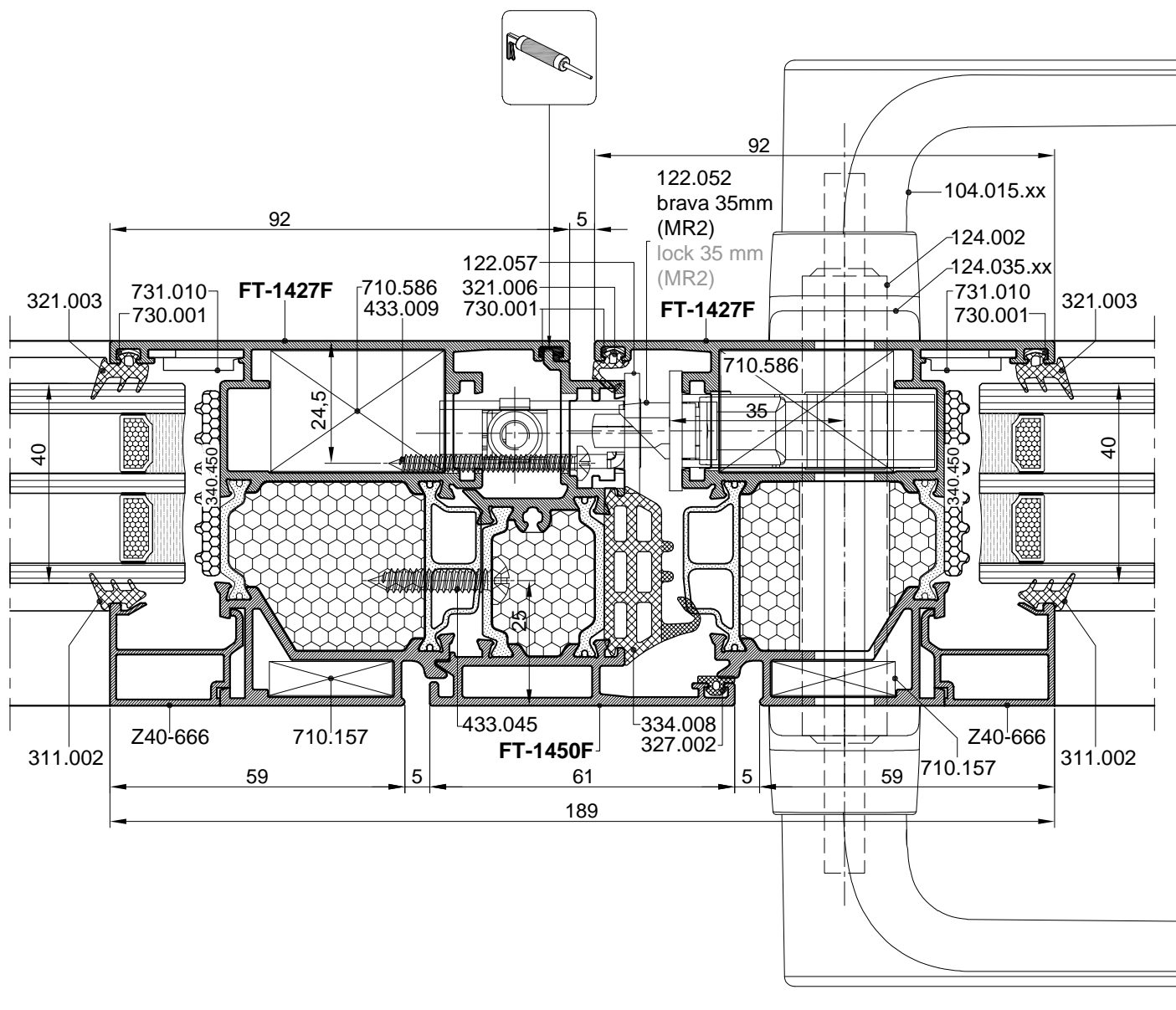
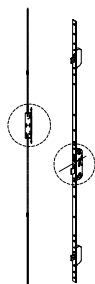
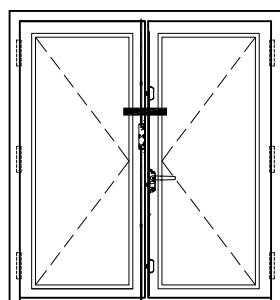


lijepilo za metal
(npr. Teroson MS 939)
metal glue
(eg. Teroson MS 939)



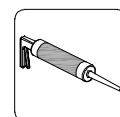
Napomena /Remark:

- Krilo vrata za bravu 35mm
- Sigurnosna brava 35mm sa 3 mjesta ključanja -(MR2)...(122.052)
- Door sash for lock 35mm
- Safety lock 35mm with 3 locking point -(MR2)...(122.052)

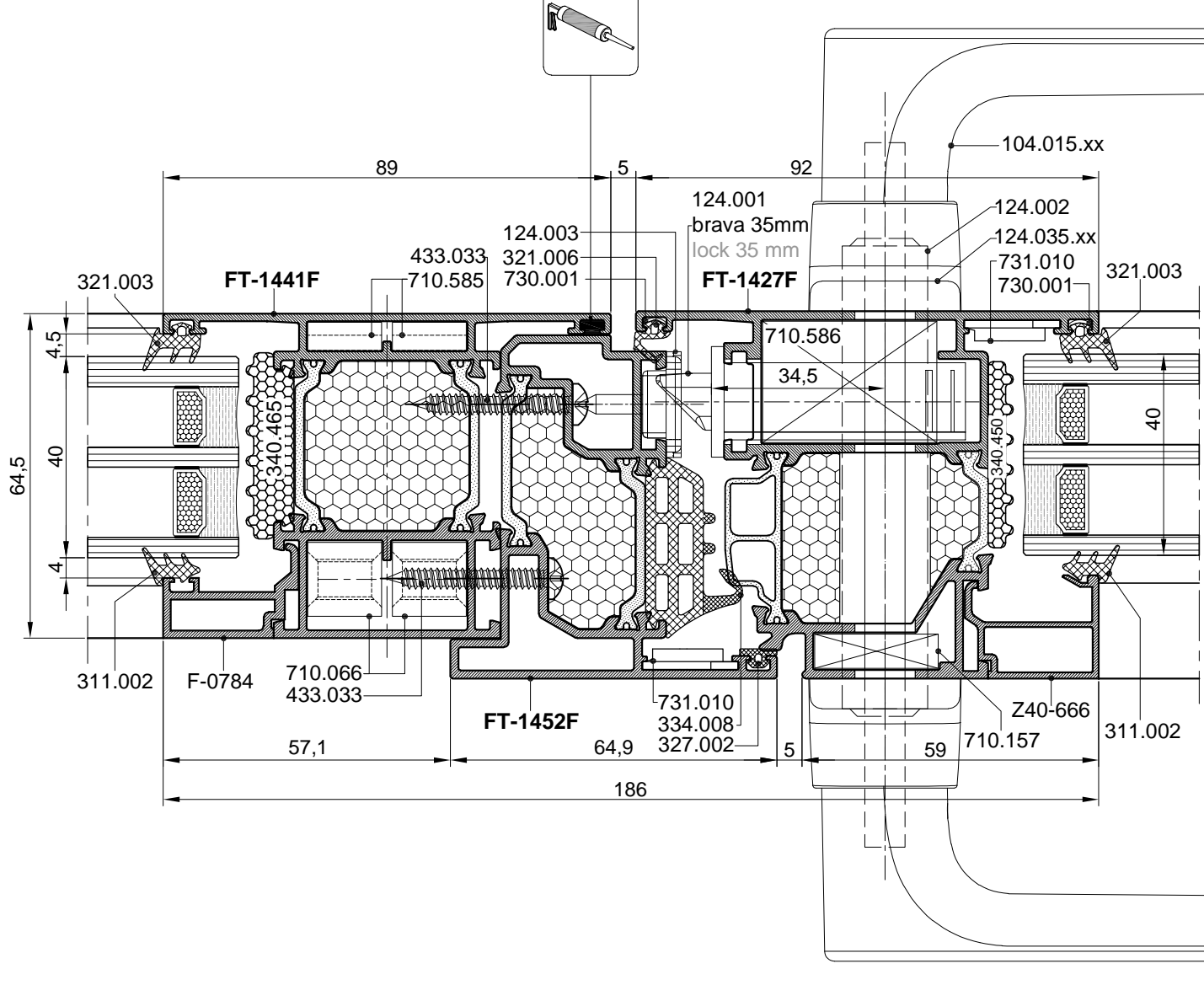
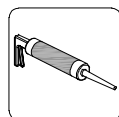
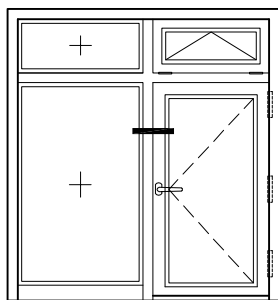


Napomena /Remark:

- Krilo vrata za bravu 35mm
- Sigurnosna brava 35mm sa 3 mjesta ključanja -(MR2)...(122.052)
- Bravica za ključanje pomoćnog krila...(122.057)
(ako se koristi elektro otvarač nije moguća ugradnja bravice 122.057)
- Door sash for lock 35mm
- Safety lock 35mm with 3 locking point -(MR2)...(122.052)
- Lock for the auxiliary leaf... (122.057)
(if an electrical opener is used, it is not possible to install a lock 122.057)

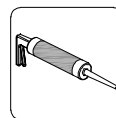


ljepilo za metal
(npr. Teroson MS 939)
metal glue
(eg. Teroson MS 939)

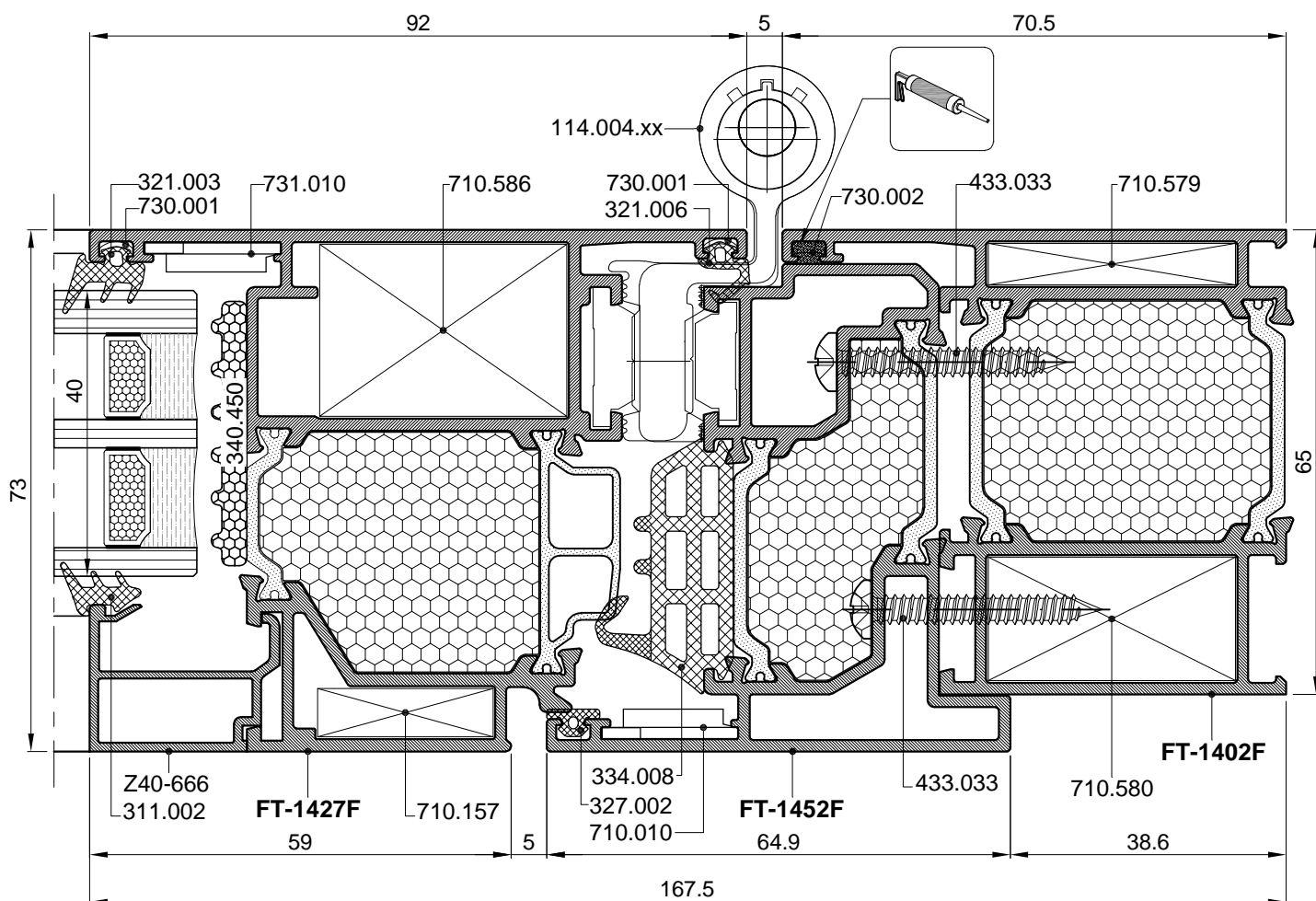
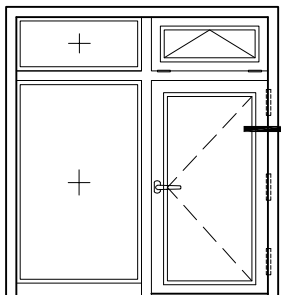


Napomena /Remark:

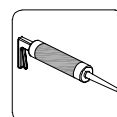
- Krilo vrata za bravu 35mm
- Brava 35mm sa jezičkom...(124.001)
- Door leaf for lock 35mm
- Lock 35mm with latchbolt...(124.001)



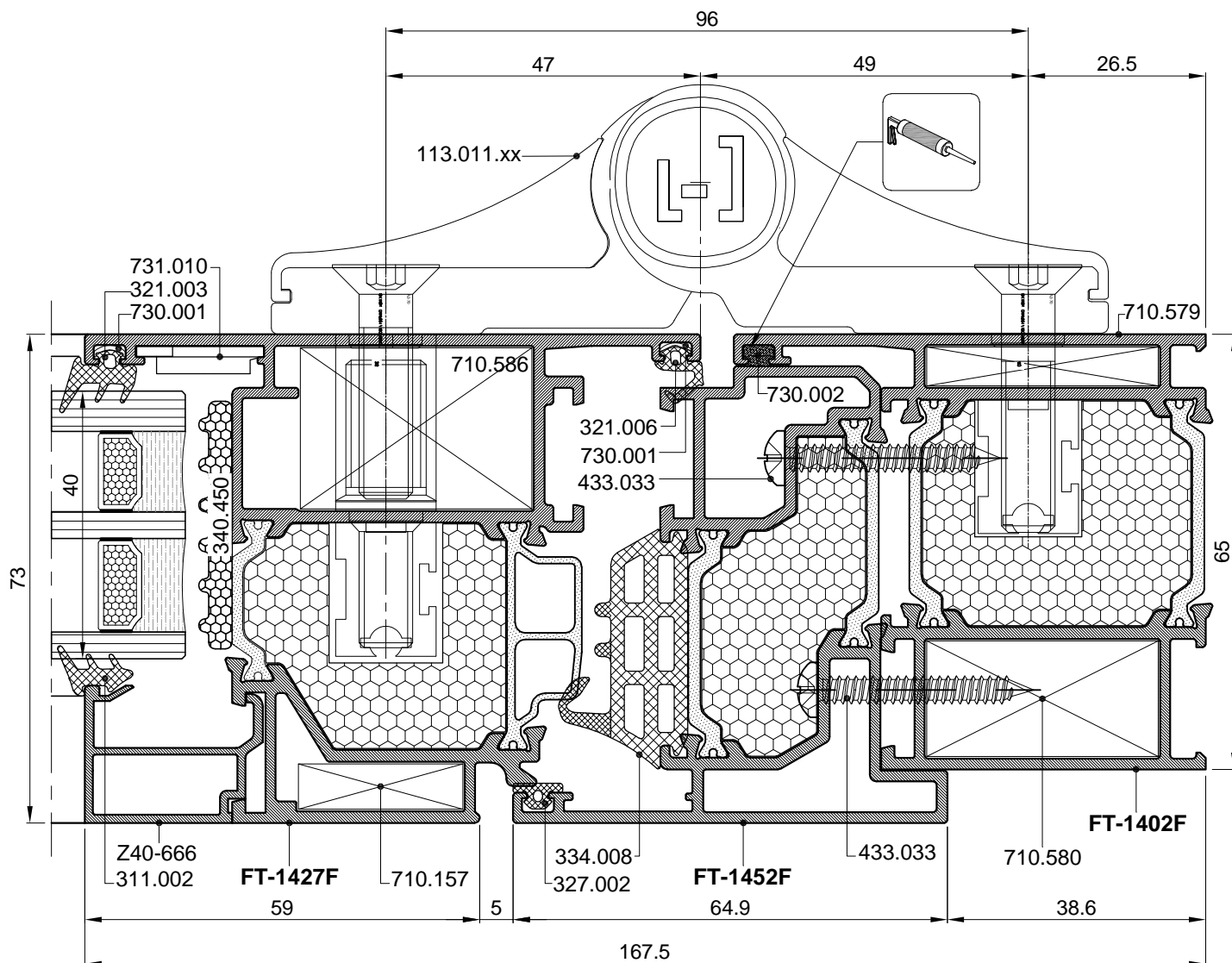
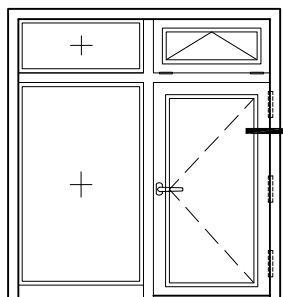
ljepilo za metal
(npr. Teroson MS 939)
metal glue
(eg. Teroson MS 939)



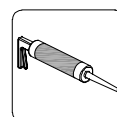
Napomena: Krilo vrata za bravu 35mm
Remark: Door leaf for lock 35mm



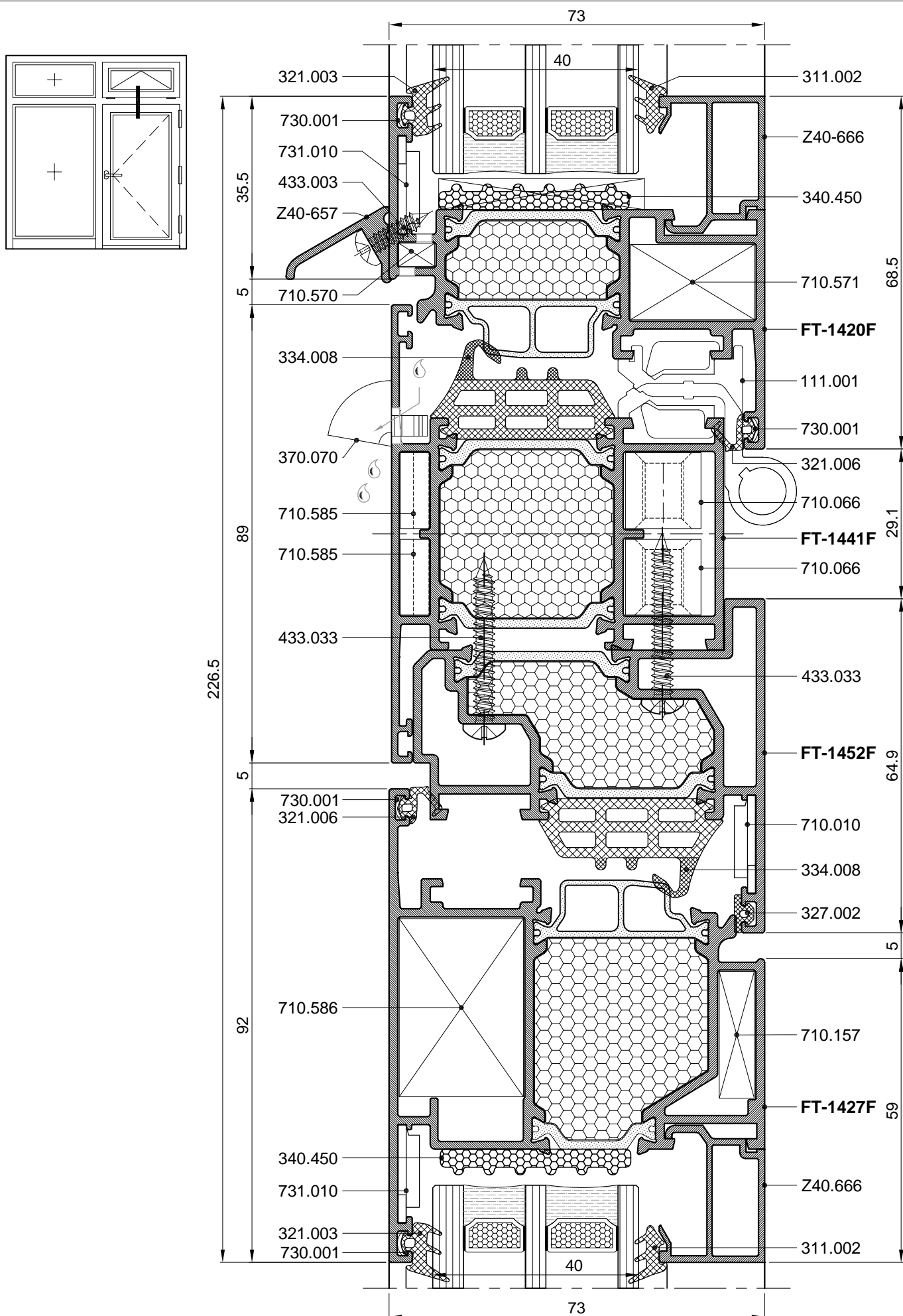
ljepilo za metal
(npr. Teroson MS 939)
metal glue
(eg. Teroson MS 939)

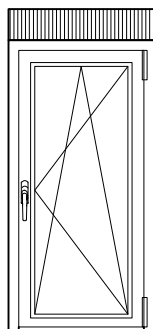
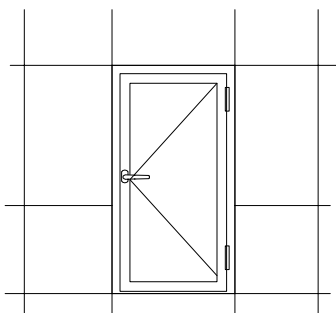
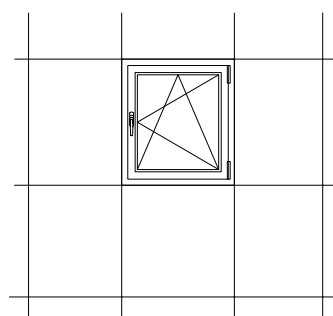
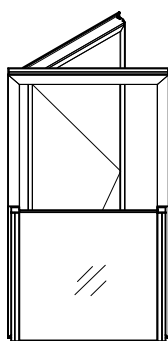
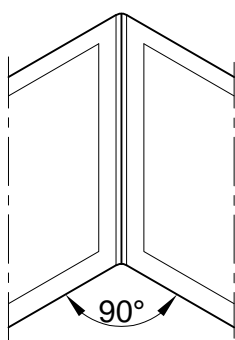
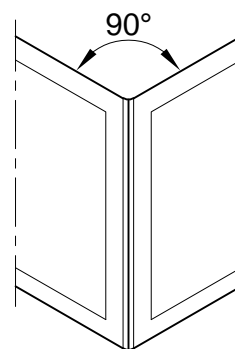
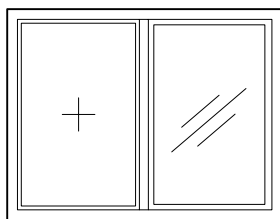
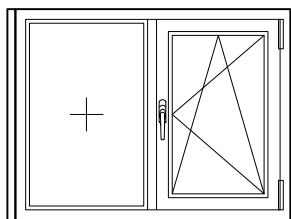


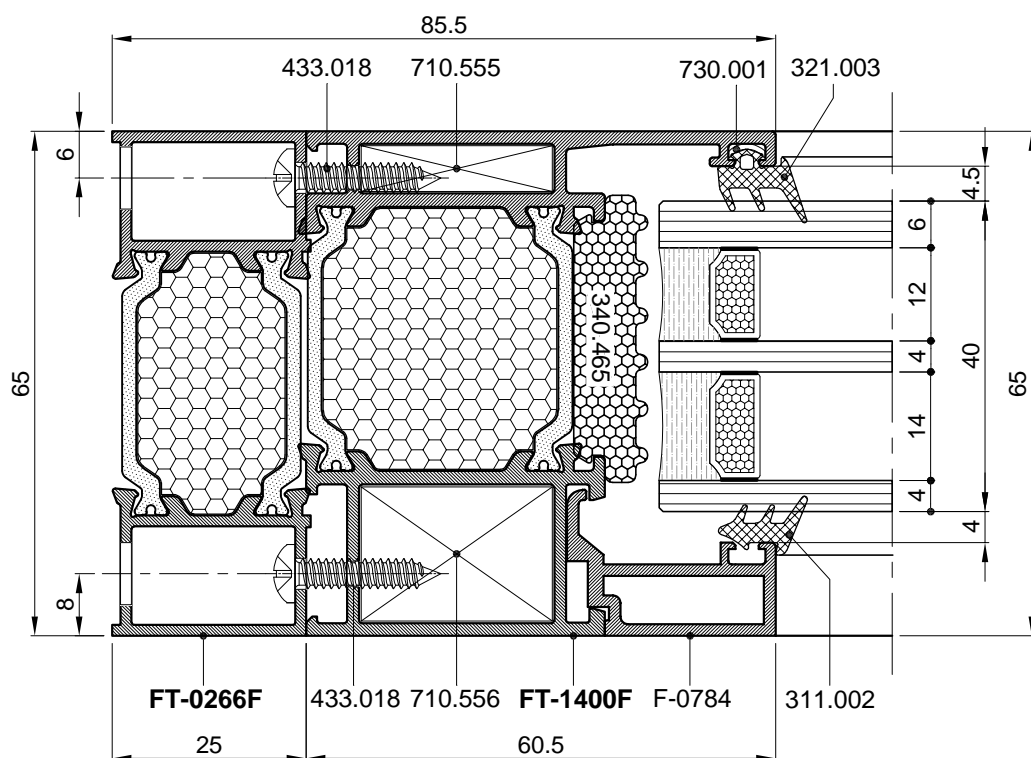
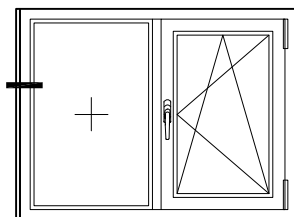
Napomena: Krilo vrata za bravu 35mm
Remark: Door leaf for lock 35mm

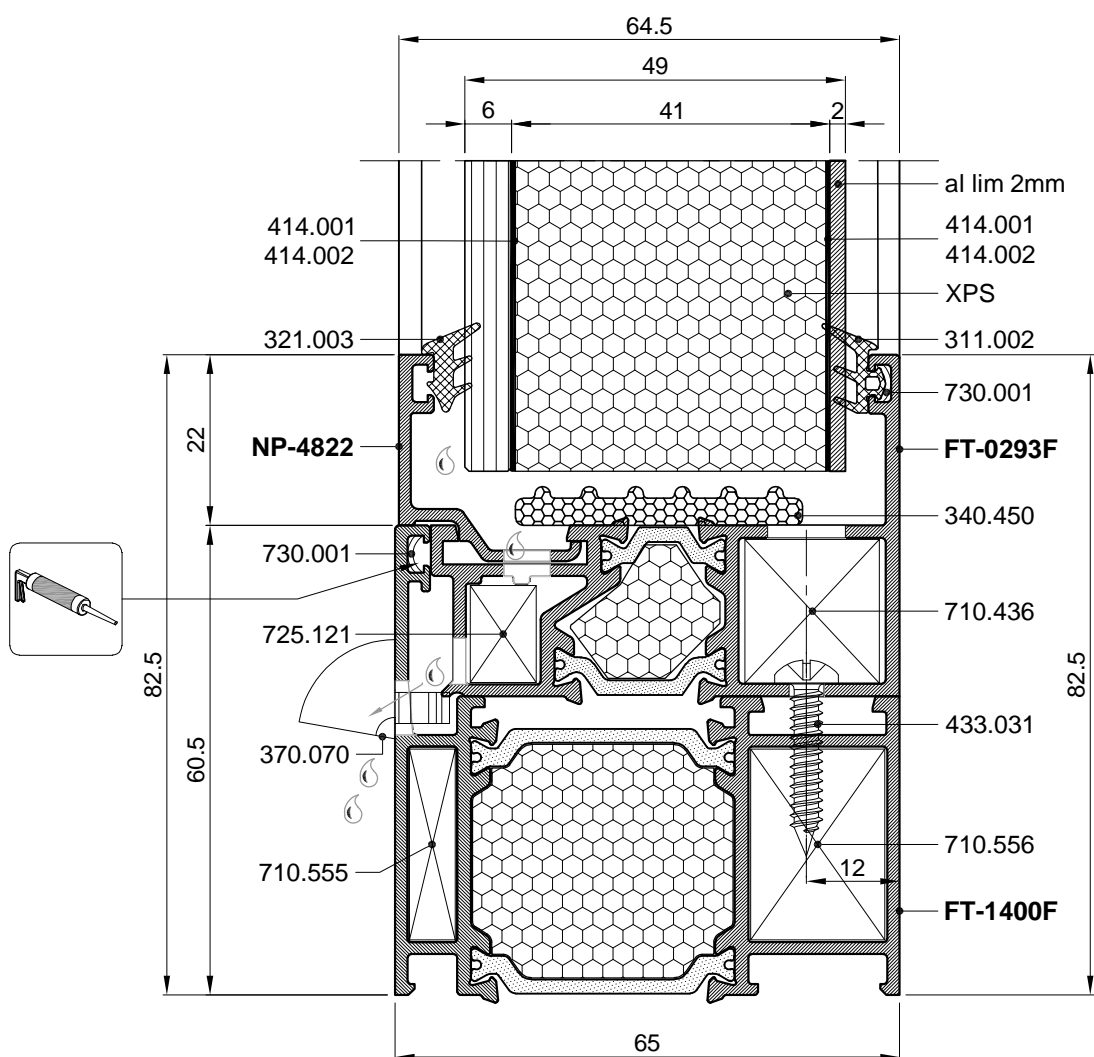
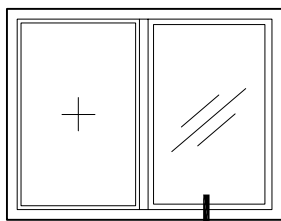


ljepilo za metal
(npr. Teroson MS 939)
metal glue
(eg. Teroson MS 939)

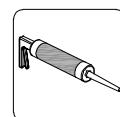






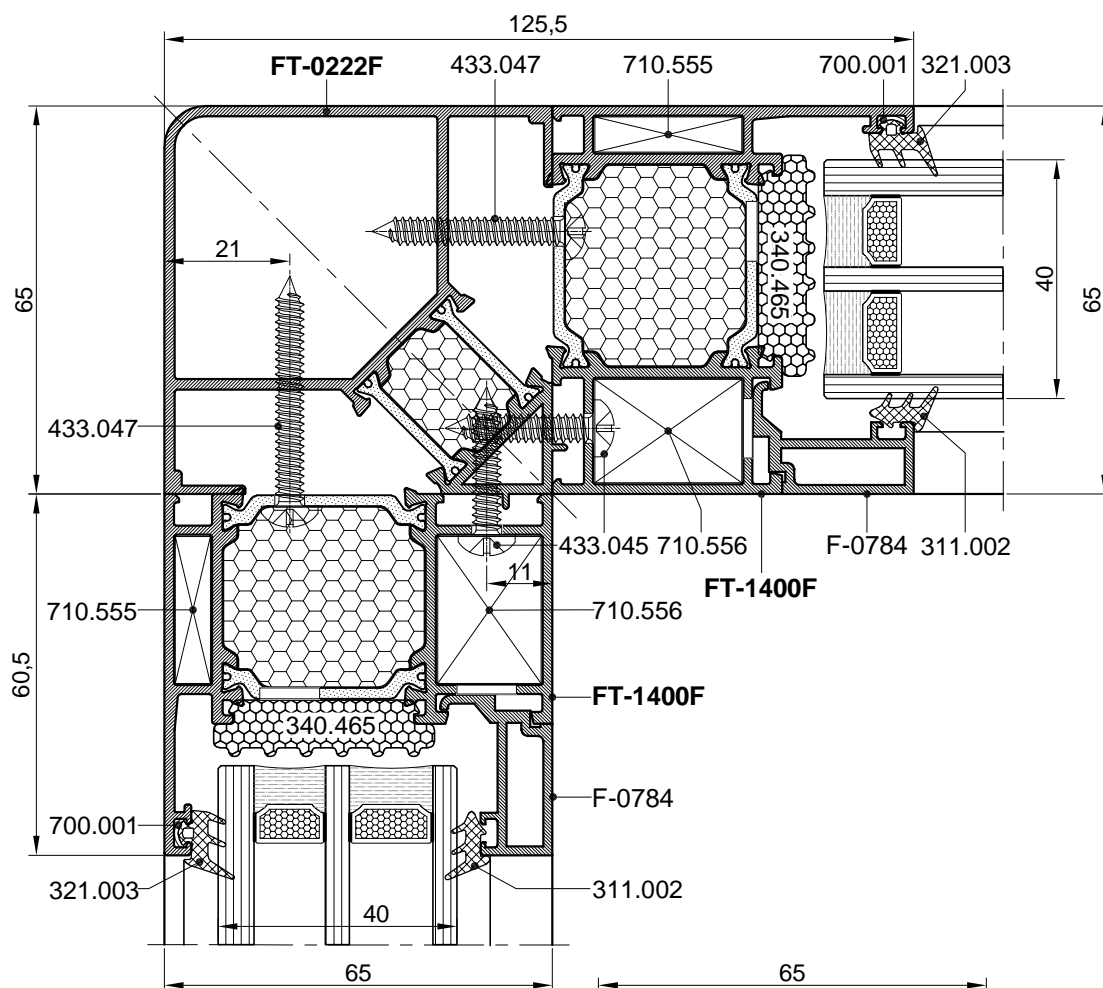
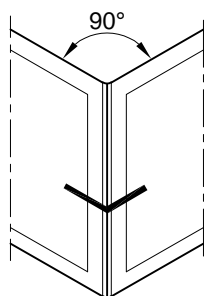


414.001 - Terostat T-8519P-primer
 414.002 - Terostat MS 9399(Loctite) ljepilo
 414.001 - Terostat T-8519P-primer
 414.002 - Terostat MS 9399(Loctite) adhesive

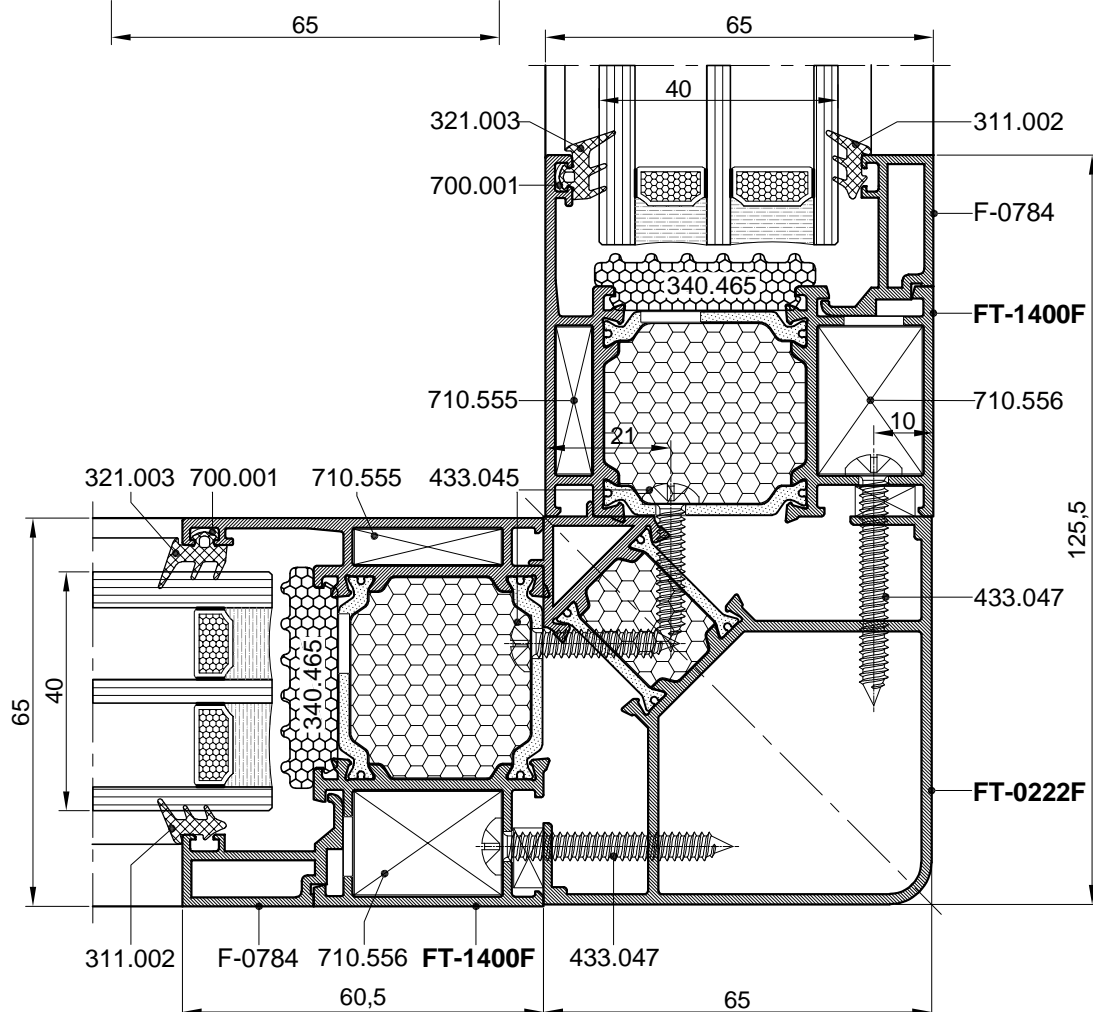
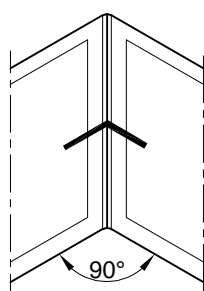


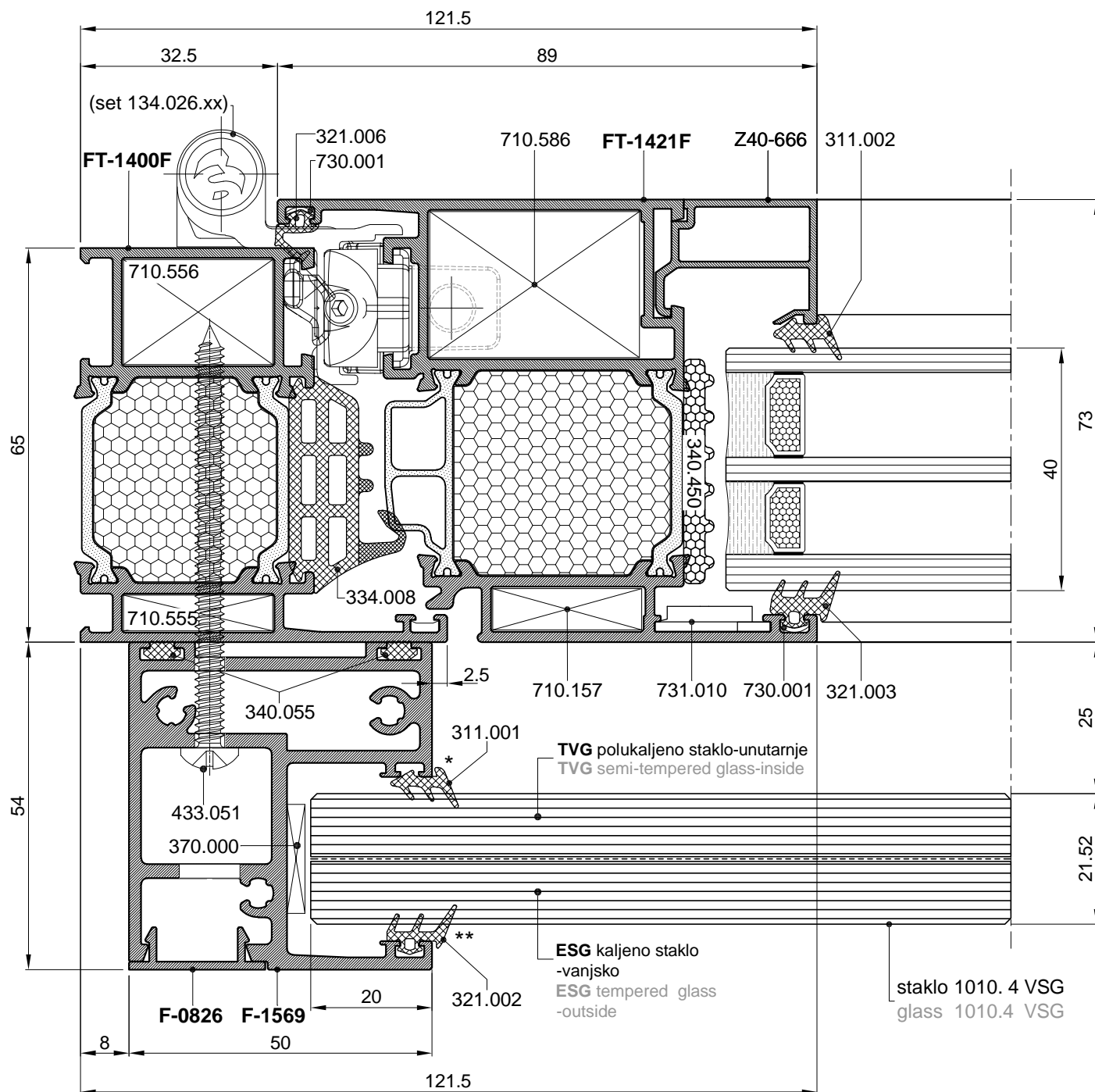
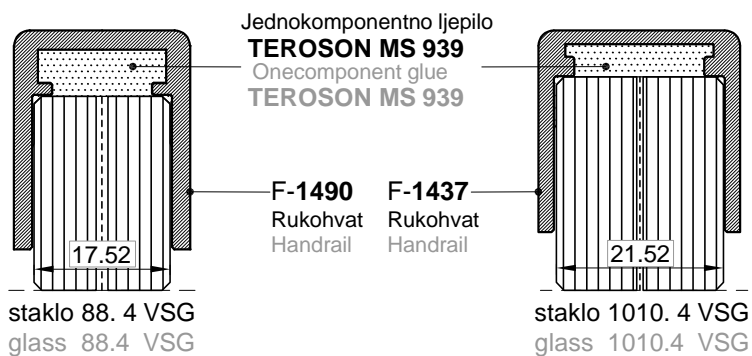
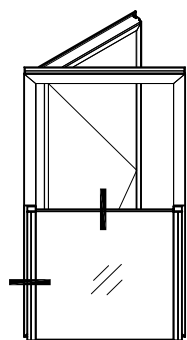
ljepilo za metal
 (npr. Teroson MS 939)
 metal glue
 (eg. Teroson MS 939)

KUT PREMA VANI
OUTSIDE CORNER



KUT PREMA UNUTRA
INSIDE CORNER





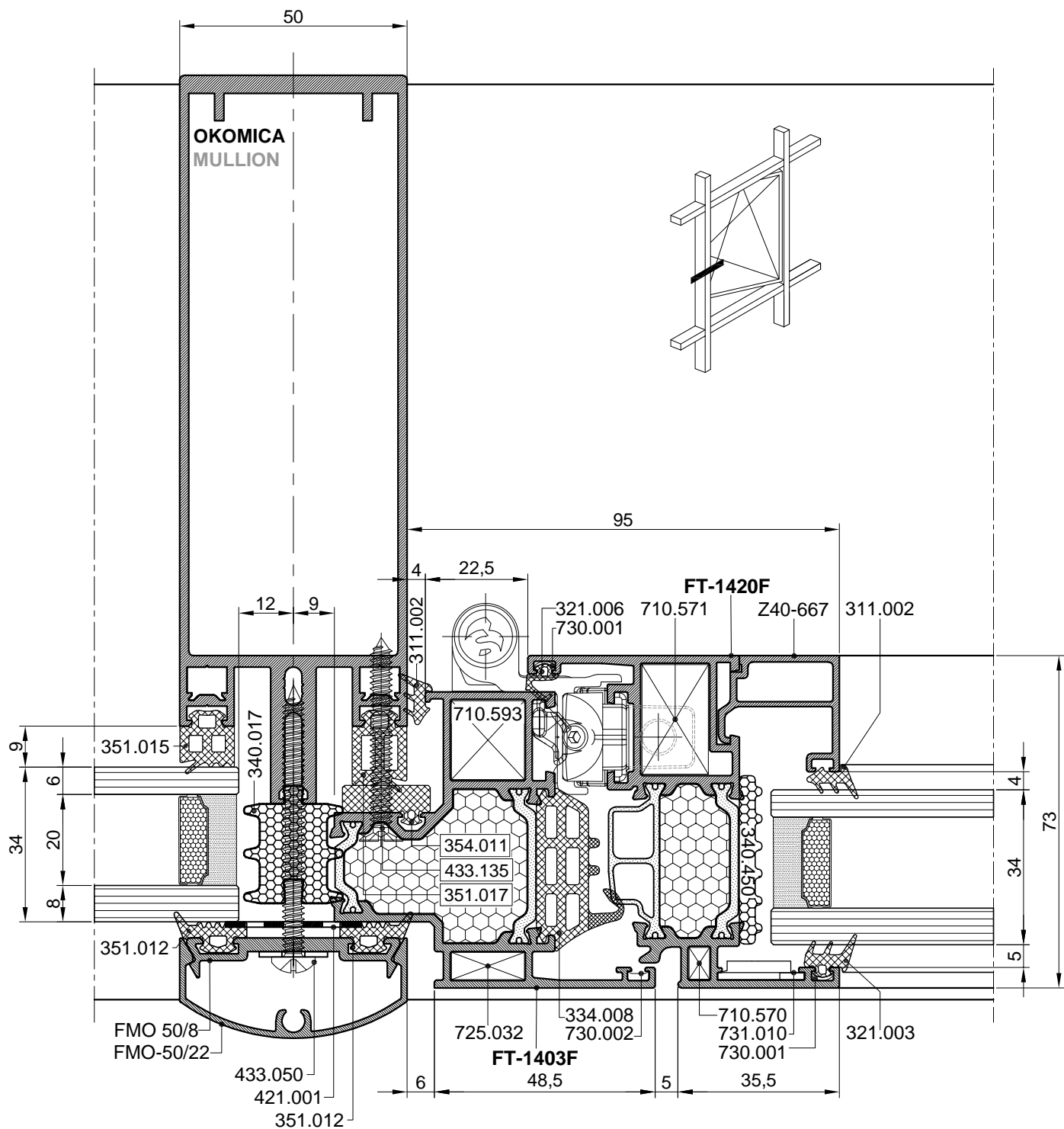
(brtve za staklo 88.4 VSG /gaskets for glass 88.4 VSG:)

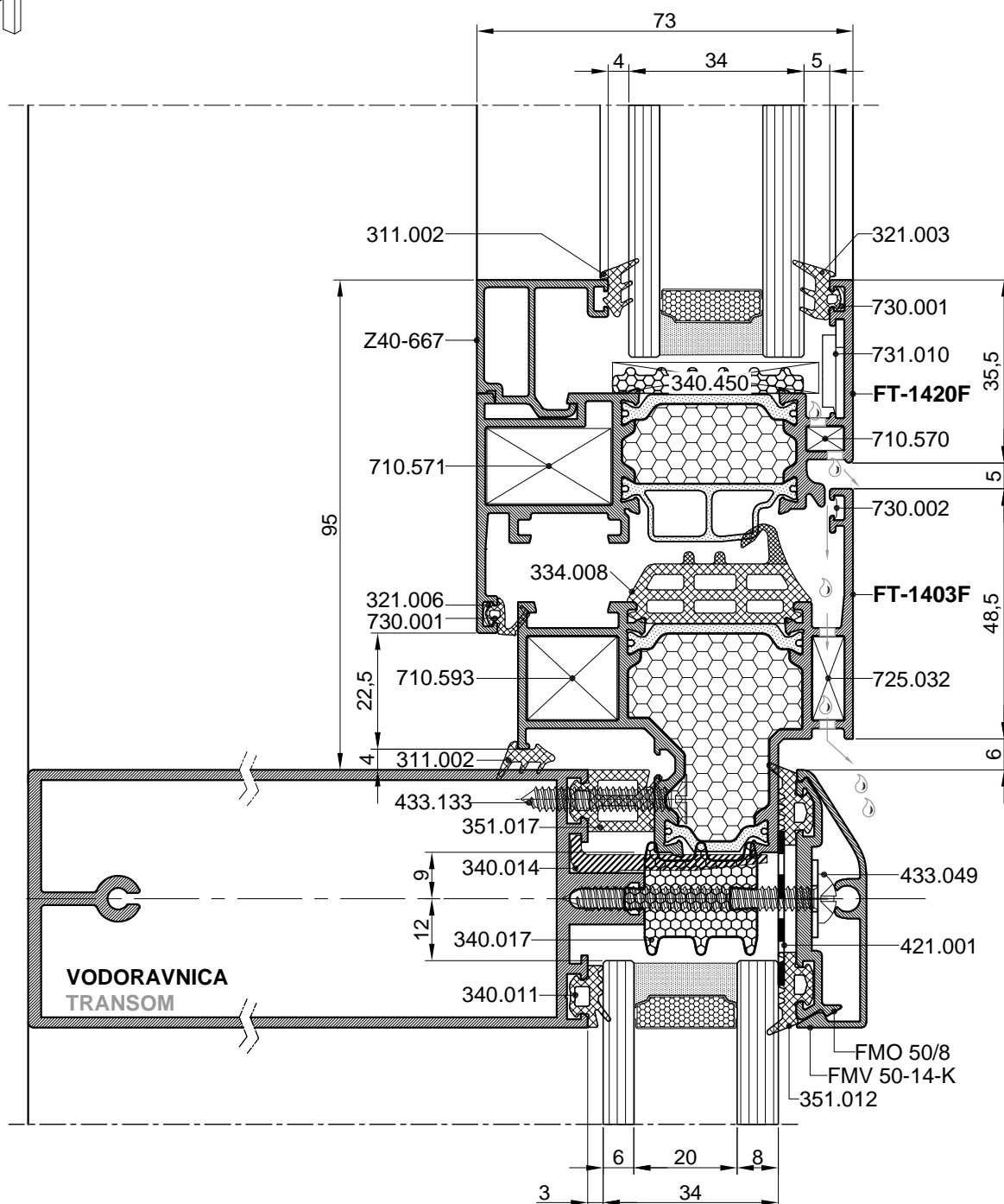
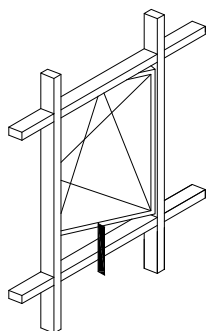
** 321.003

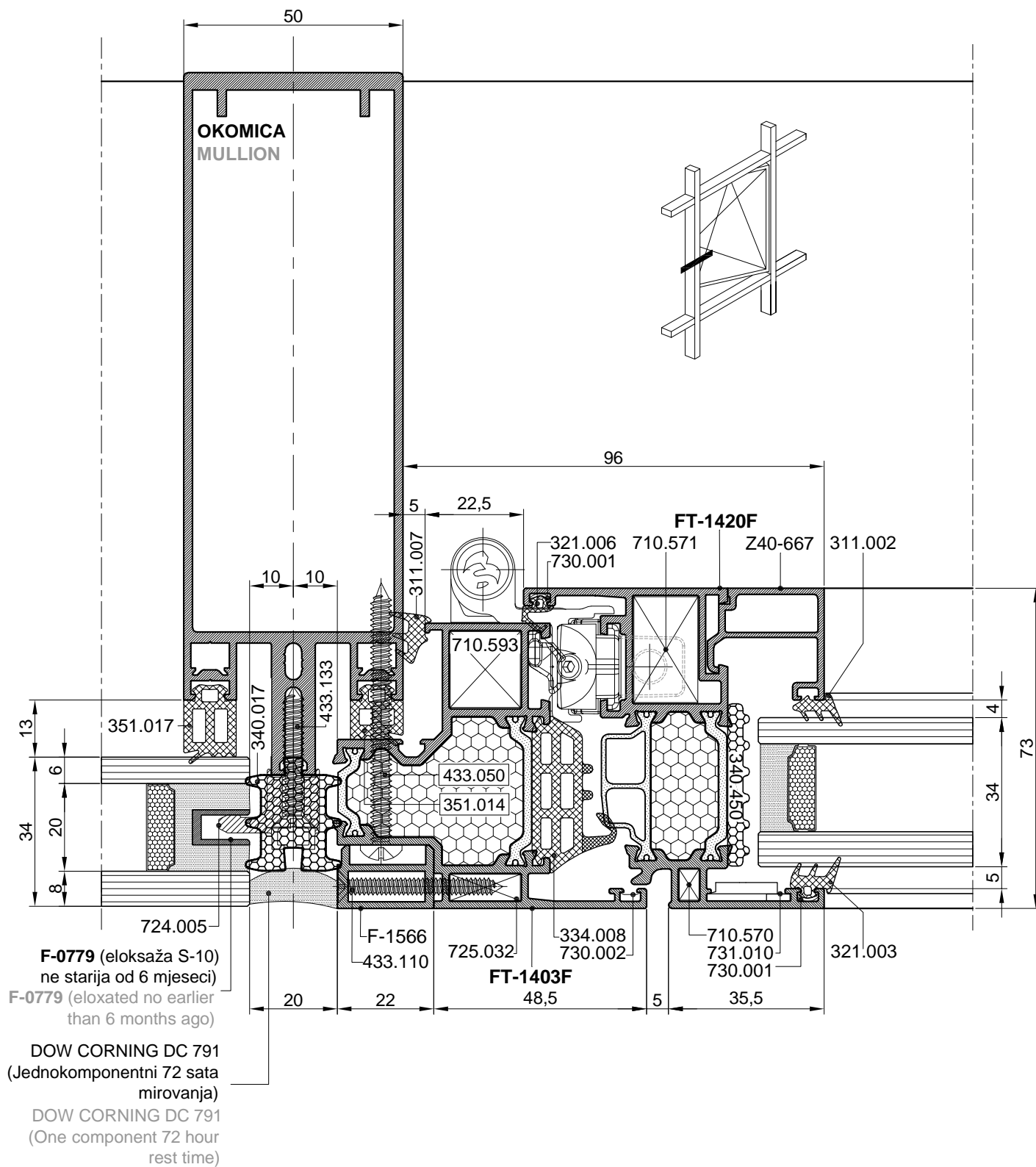
* 311.007

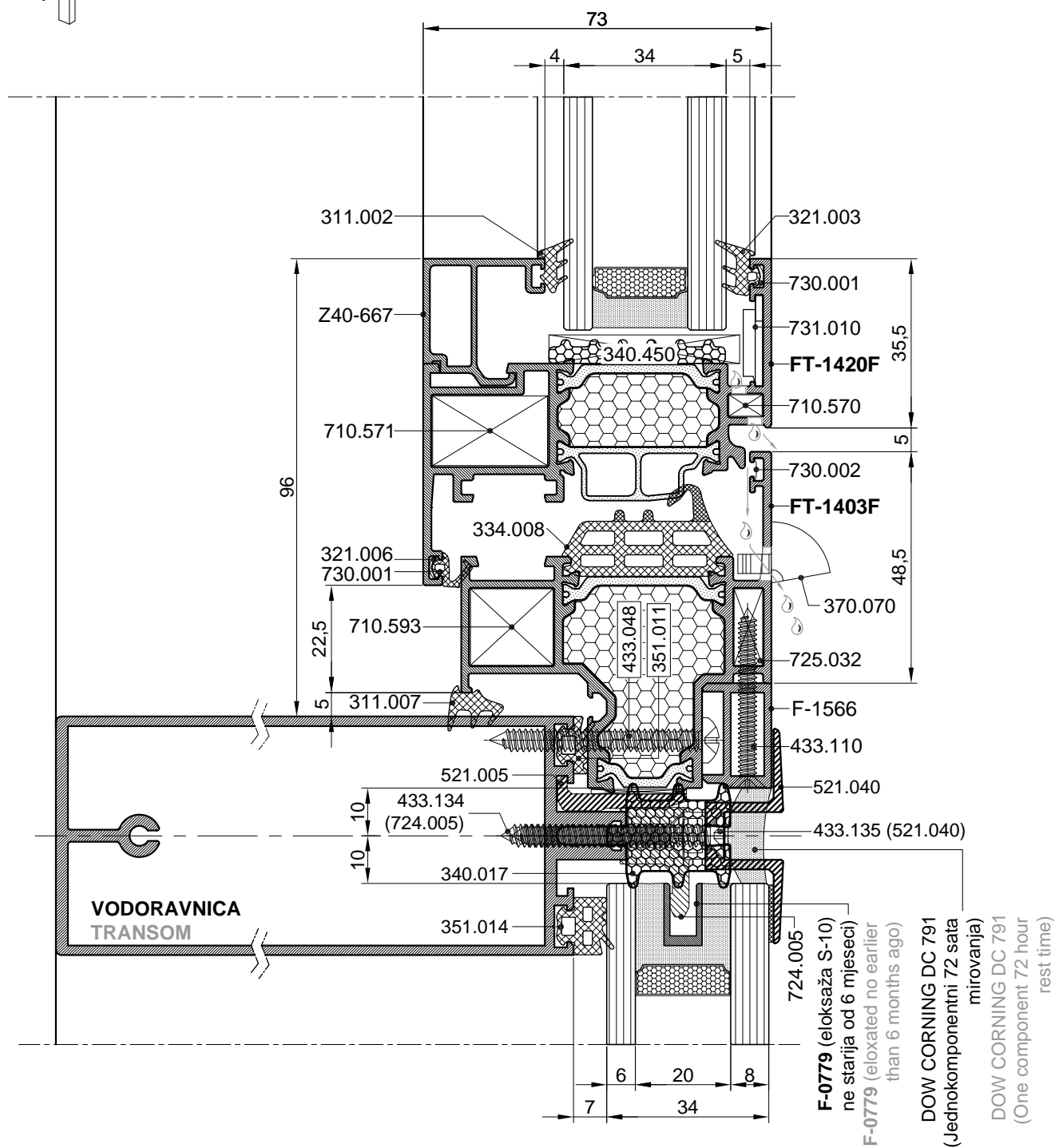
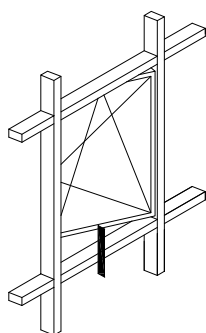


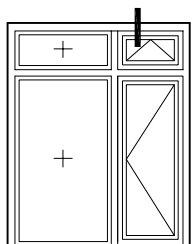
Detalje obrade i montaže obavezno koristiti iz *FEAL* kataloga Francuski balkon.
Details of processing and montage must be used from the *FEAL* catalog French balcony.











PROFIL ZA UGRADNJU MONTAGE PROFILE

Efektivna dubina ankerisanja h_{ef} :

$h_{ef} = 20-40\text{mm}$ u Beton

$h_{ef} = 40\text{mm}$ u punoj cigli

$h_{ef} \geq 50\text{mm}$ u porobeton

$h_{ef} \geq 60\text{mm}$ u perforiranoj cigli

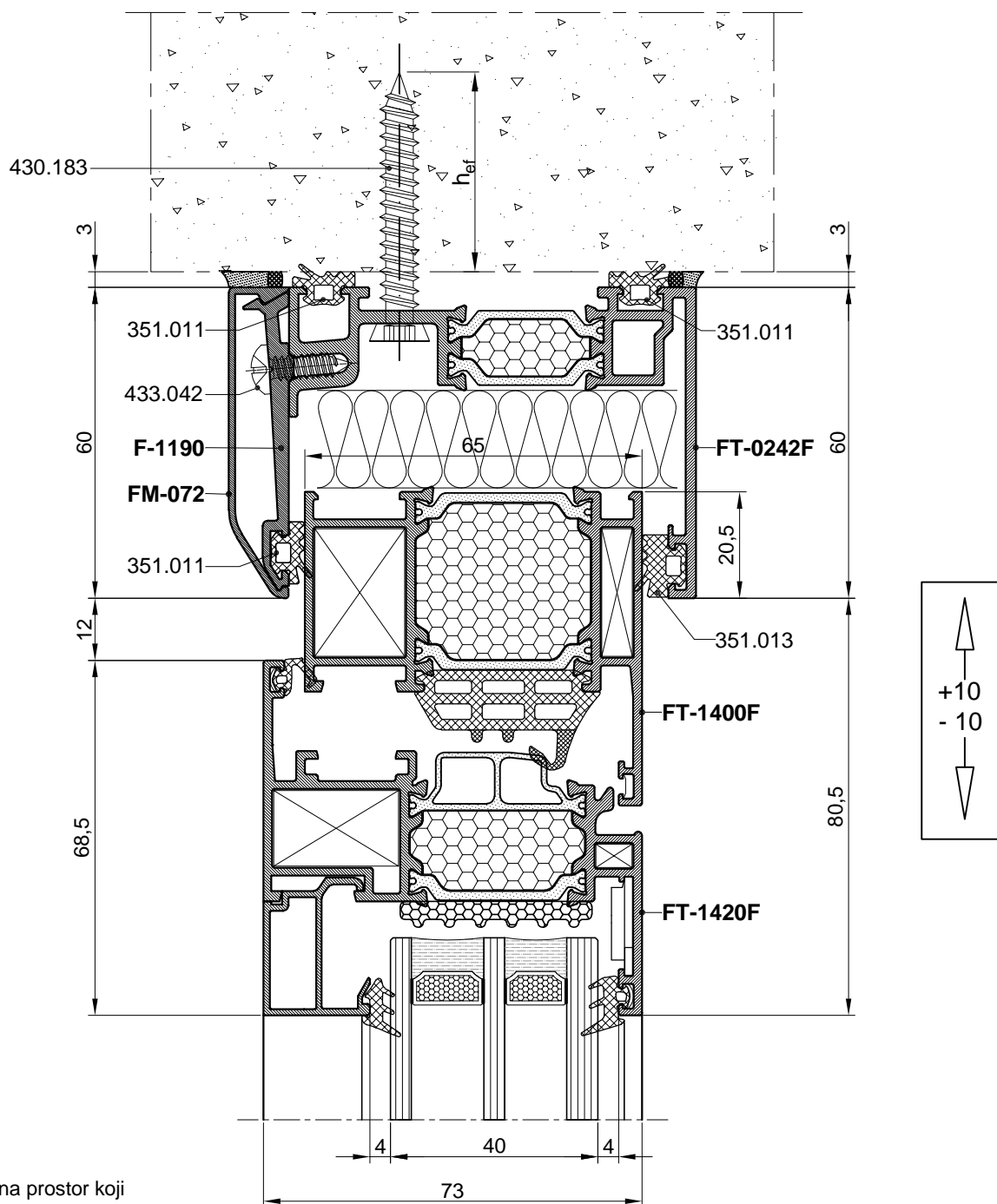
Effective anchorage depth h_{ef} :

$h_{ef} = 20-40\text{mm}$ in concrete

$h_{ef} = 40\text{mm}$ in full brick

$h_{ef} \geq 50\text{mm}$ in autoclaved aerated concrete

$h_{ef} \geq 60\text{mm}$ in porotherm brick



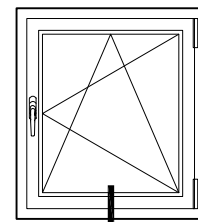
Napomena:

Obratiti pažnju na prostor koji
zahtijevaju okovi kao što su šarke,
bravice za ventuse itd.

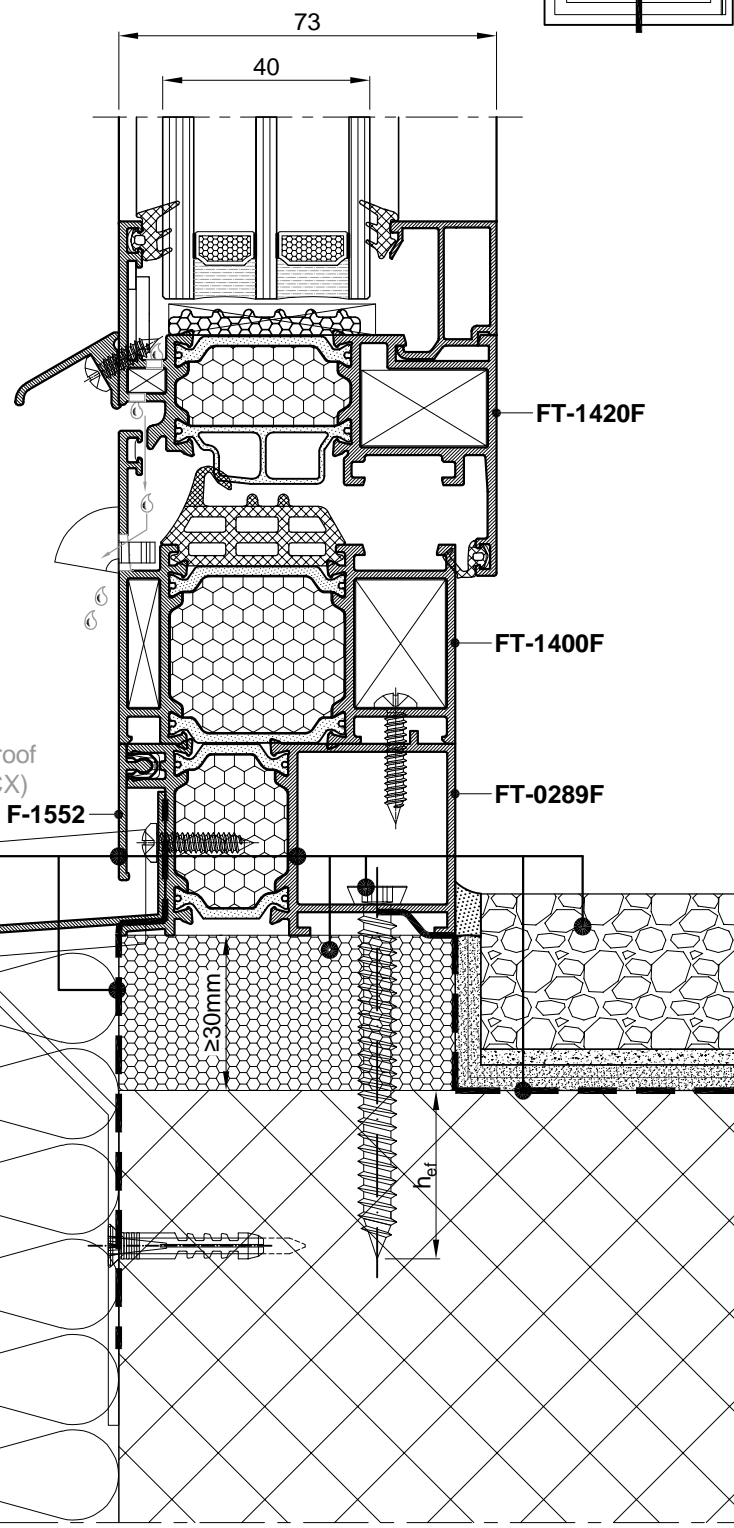
Remark:

Pay attention to space demanded
by hardware such as hinges,
vent opening locks and etc.

Ugradnja prema RAL standardu
Installation for RAL standards



- aluminjska klupica pričvršćena vijcima
- termoizolacija
- hidroizolacija (paropropusna i vodonepropusna traka)
(npr. Iso Chemie: Iso Connect Outside CX)
- profil-mask F-1552
- profil za ugradnju FT-0289F
- termoizolacija (exp.spužvica: Iso Chemie: ISO Bloco One)
- vijak za ugradnju (npr.430.073)
(npr. Fischer FFS 7.5 x 72)
- parna brana (paro- i vodonepropusna traka)
(npr. Iso Chemie: Iso Connect Inside CX)
- unutarnja obrada i završni izgled
- aluminium window sill attached screw
- thermal insulation
- weather protection (vapourpermable and water proof tape)
(eg. Iso Chemie: Iso-Connect Outside CX)
- profile-mask F1552
- installation profile FT-1234
- thermal insulation (Expanding joint sealing foam tape: Iso Chemie ISO Bloco One)
- Installation screw (eg. 430.073)
(eg. Fischer FFS 7.5 x 72)
- vapour (Air tight) barrier (vapour and water proof tape), (eg. Iso Chemie: Iso-Connect Inside CX)
- inside finish



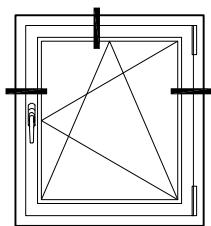
Efektivna dubina ankerisanja h_{ef} :

- $h_{ef} = 20-40\text{mm}$ u Beton
- $h_{ef} = 40\text{mm}$ u punoj cigli
- $h_{ef} \geq 50\text{mm}$ u porobeton
- $h_{ef} \geq 60\text{mm}$ u perforiranoj cigli

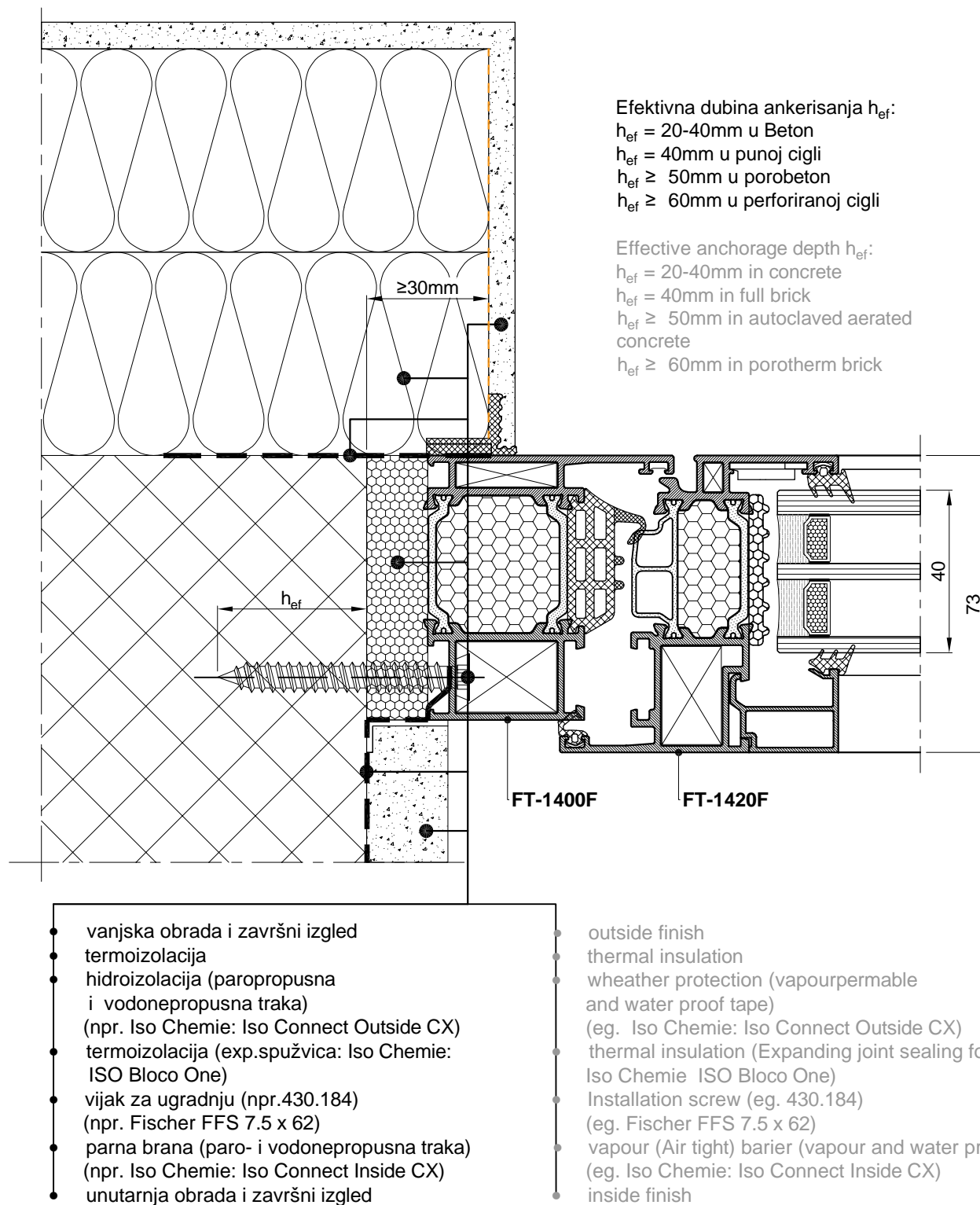
Effective anchorage depth h_{ef} :

- $h_{ef} = 20-40\text{mm}$ in concrete
- $h_{ef} = 40\text{mm}$ in full brick
- $h_{ef} \geq 50\text{mm}$ in autoclaved aerated concrete
- $h_{ef} \geq 60\text{mm}$ in porotherm brick

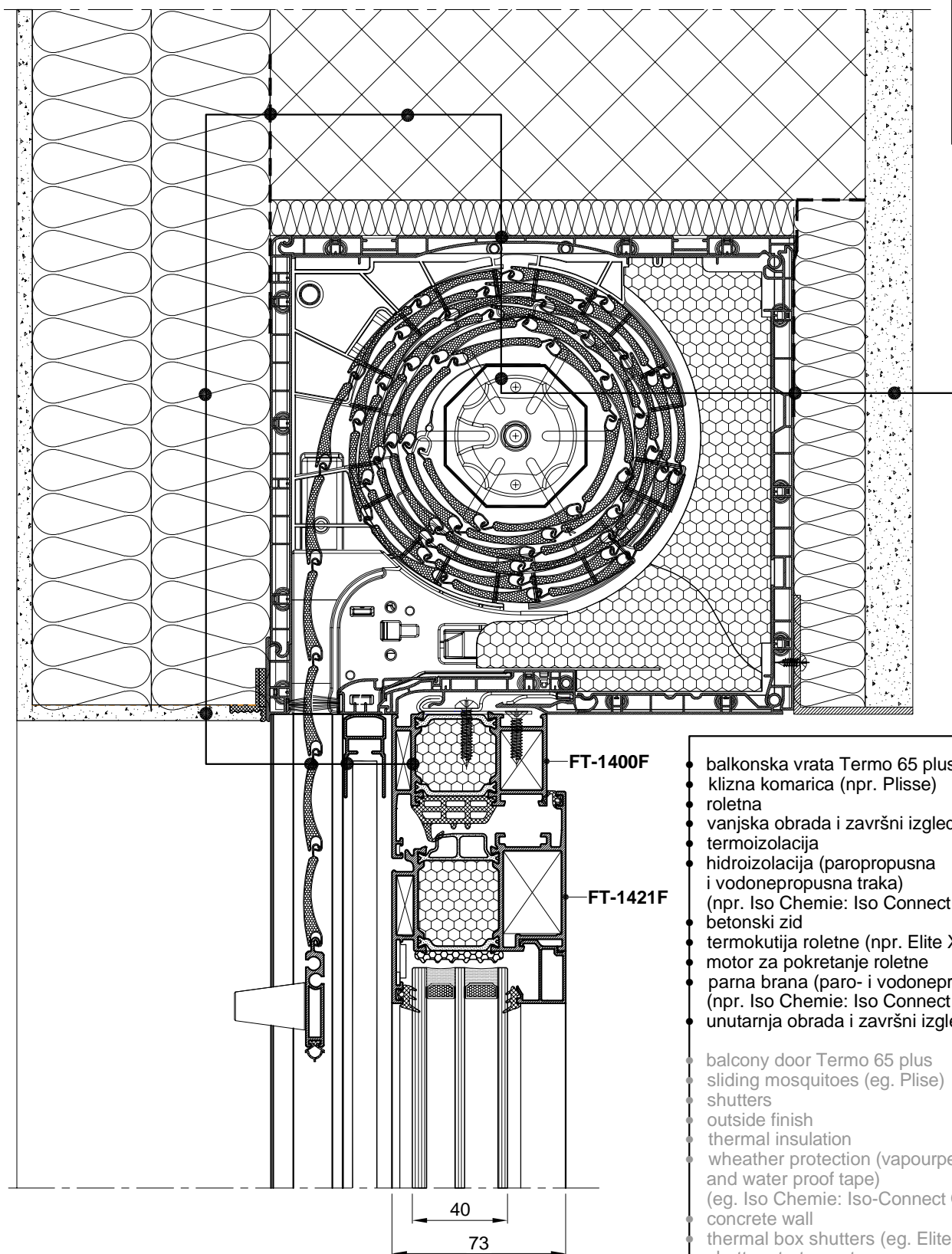
Koeficijent prolaza topline presjeka:
Cross-sections heat transfer coefficient:
 $U_f = 1.3 \text{ W/(m}^2\text{K)}$



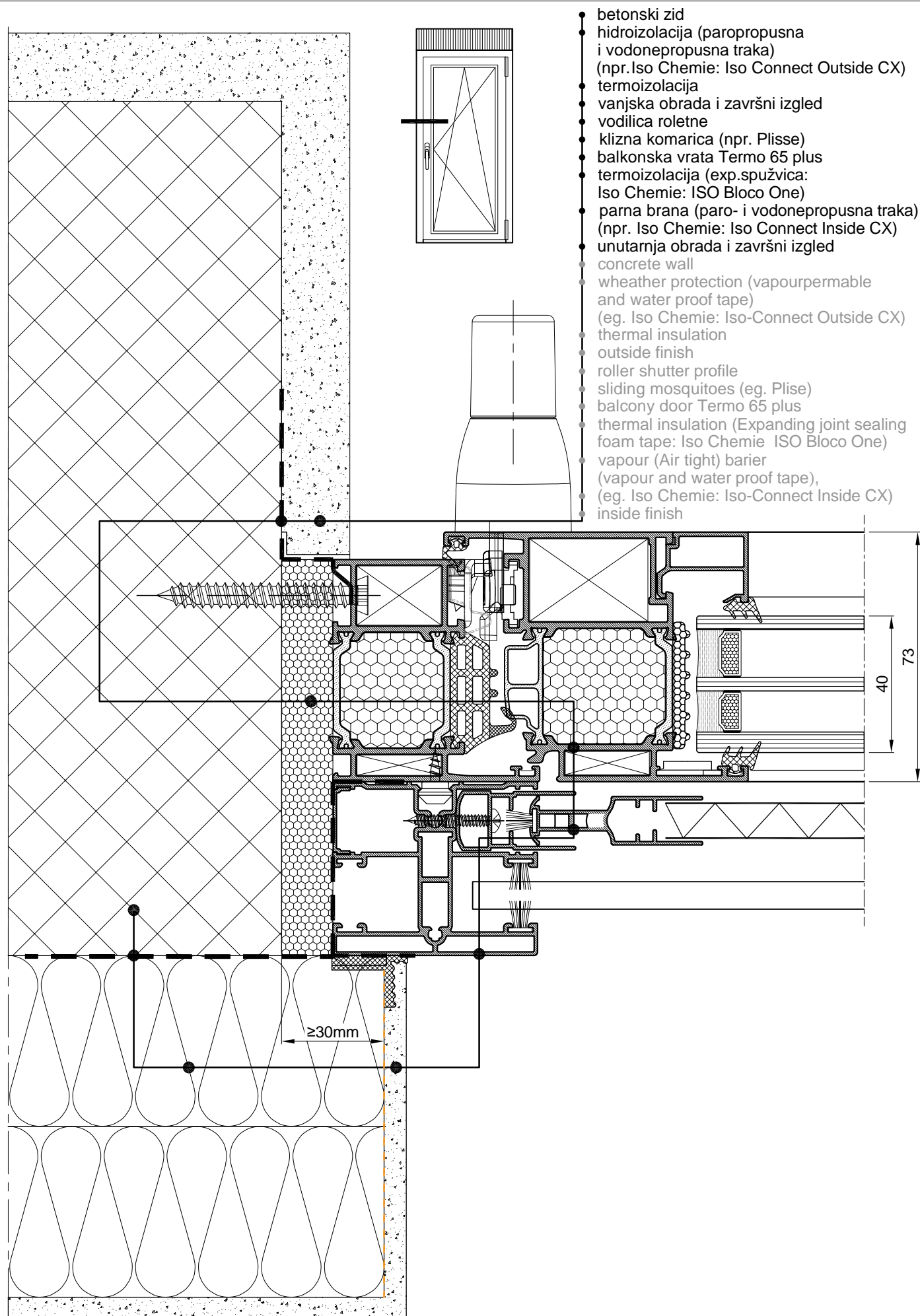
Ugradnja prema RAL standardu
Installation for RAL standards



Koeficijent prolaza topline presjeka:
Cross-sections heat transfer coefficient:
 $U_f = 1.2 \text{ W/(m}^2\text{K)}$



- balkonska vrata Termo 65 plus
- klizna komarica (npr. Plisse)
- roletna
- vanjska obrada i završni izgled
- termoizolacija
- hidroizolacija (paropropusna i vodonepropusna traka) (npr. Iso Chemie: Iso Connect Outside CX)
- betonski zid
- termokutija roletne (npr. Elite XT-200x220)
- motor za pokretanje roletne
- parna brana (paro- i vodonepropusna traka) (npr. Iso Chemie: Iso Connect Inside CX)
- unutarnja obrada i završni izgled
- balcony door Termo 65 plus
- sliding mosquitoes (eg. Plisse)
- shutters
- outside finish
- thermal insulation
- weather protection (vapourpermeable and water proof tape) (eg. Iso Chemie: Iso-Connect Outside CX)
- concrete wall
- thermal box shutters (eg. Elite XT-200x220)
- shutter starter motor
- vapour (Air tight) barrier (vapour and water proof tape), (eg. Iso Chemie: Iso-Connect Inside CX)
- inside finish



FEAL

TERMO 65 plus

Knjiga A / *Book A*
Prosinac 2021. / *December 2021*

FEAL d.o.o.
Trnska cesta 146
88220 Široki Brijeg
Bosna i Hercegovina
Tel. +387 39 704-269; 705-807; 705-636
Fax. +387 39 704-358
info@feal.ba
www.feal.ba